REPUBLIC OF THE PHILIPPINES

DEPARTMENT OF PUBLIC WORKS AND HIGHWAYS

BUREAU OF DESIGN

BUILDINGS DIVISION

BONIFACIO DRIVE PORT AREA, MANILA

PROJECT TITLE:

CONCEPTUAL DESIGN FOR THE PROPOSED FIELD MODULAR HOSPITAL AND DORMITORY (DR. JOSE N. RODRIGUEZ MEMORIAL HOSPITAL AND SANITORIUM)

SUBMITTED:

08/28/2020

JOSEPHINE P. ISTURIS

CHIEF, BUILDINGS DIVISION, BUREAU OF DESIGN

RECOMMENDING APPROVAL:

ARISTARCO M. DOROY

OFFICER-IN-CHARGE, BUREAU OF DESIGN

SEP 07 2020

APPROVED:

EMIL K. SADAIN, CESO I

UNDERSECRETARY

FOR UPMO OPERATIONS & TECHNICAL SERVICES, DPWH

CONCURRED:

LEOPOLDO J. VEGA,MD,FPCS, FPATACSI,MBA-H

UNDERSECRETARY FOR HEALTH, DOH









MODULAR HOSPITAL

OFF-SITE DORMITORY

REPUBLIC OF THE PHILIPPINES
DEPARTMENT OF PUBLIC WORKS AND HIGHWAYS
BUREAU OF DESIGN
BUILDINGS DIVISION
BONIFACIO DRIVE PORT AREA, MANILA

PROJECT AND LOCATION:	SHEET CONTENTS:	DESIGNED BY:	SUBMITTED:	RECOMMENDING APPROVAL:	APPROVED:	CONCURRED:	SET NO.:	SHEET NO.:
CONCEPTUAL DESIGN FOR THE PROPOSED FIELD MODULAR HOSPITAL AND DORMITORY (DR. JOSE N. RODRIGUEZ MEMORIAL HOSPITAL AND SANITORIUM)	PERSPECTIVES	ARCHITECTURAL SECTION CADD: LARK MAVERICK E. DE VERA, ARCHITECT II CHECKED: FRANCIS G. SERRANO, ARCHITECT IV	8/28/2020 JOSEPHINE P. ISTURIS CHIEF, BUILDINGS DIVISION	*SEE COVER SHEET FOR SIGNATURE* ARISTARCO M. DOROY OFFICER-IN-CHARGE BUREAU OF DESIGN SEP 02 2020	*SEE COVER SHEET FOR SIGNATURE* EMIL K. SADAIN, CESO I UNDERSECRETARY FOR TECHNICAL SERVICES AND UPMO OPERATIONS	*SEE COVER SHEET FOR SIGNATURE* LEOPOLDO J. VEGA,MD,FPCS,FPATACSI,MBA-H UNDERSECRETARY FOR HEALTH,DOH	BOD B	A-1 4 | 4



1 / A-2 SITE DEVELOPMENT PLAN
SCALE NTS

REPUBLIC OF THE PHILIPPINES
DEPARTMENT OF PUBLIC WORKS AND HIGHWAYS
BUREAU OF DESIGN
BUILDINGS DIVISION
BONIFACIO DRIVE PORT AREA, MANILA

PROJECT AND LOCATION:	CONCEPTUAL DESIGN FOR THE PROPOSED FIELD MODULAR HOSPITAL AND DORMITORY (DR. JOSE N. RODRIGUEZ MEMORIAL HOSPITAL AND SANITORIUM)
SHEET CONTENTS:	SITE DEVELOPMENT PLAN
DESIGNED BY:	ARCHITECTURAL SECTION
CADD:	LARK MAVERICK E. DE VERA ARCHITECT II
CHECKED:	FRANCIS G. SERRANO ARCHITECT IV
SUBMITTED:	JOSEPHINE P. ISTURIS, CHIEF, BUILDINGS DIVISION
RECOMMENDING APPROVAL:	*SEE COVER SHEET FOR SIGNATURE* ARISTARCO M. DOROY, OFFICER-IN-CHARGE BUREAU OF DESIGN SEP 02 2020
APPROVED:	*SEE COVER SHEET FOR SIGNATURE* EMIL K. SADAIN, CESO I, UNDERSECRETARY FOR TECHNICAL SERVICES AND DPMO OPERATIONS
CONCURRED:	*SEE COVER SHEET FOR SIGNATURE* LEOPOLDO J. VEGA,MD,FPCS,FPATACSI,MBA-H, UNDERSECRETARY FOR HEALTH,DOH
SET NO.:	BOD / B
SHEET NO.:	A-2 / 4 4

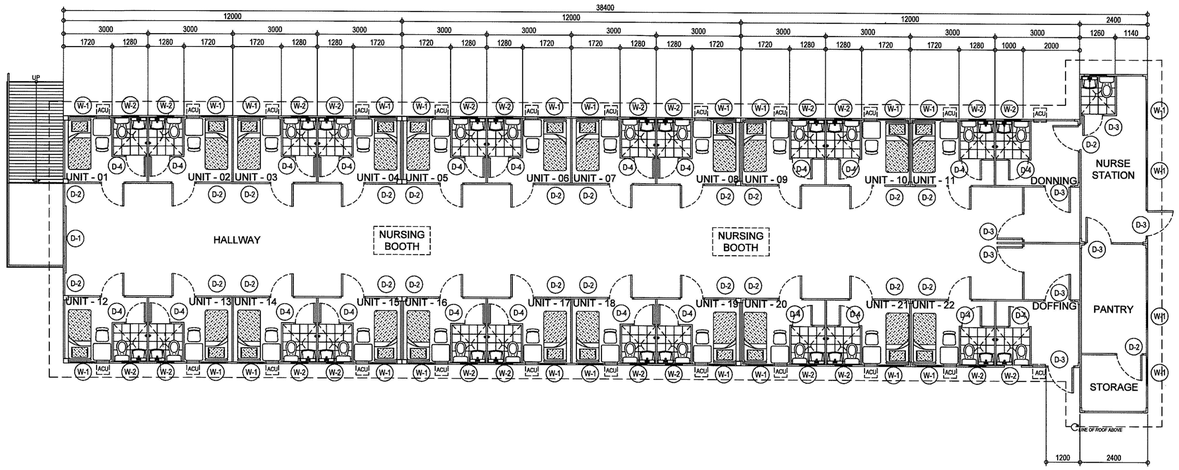

MODULAR HOSPITAL

1 / A-3 **DETAILED FLOOR PLAN**

SCALE 1: 100 M.

GENERAL NOTES:

1. DIMENSIONS
   1.1. 12 m LENGTH x 2.4 m WIDTH X 2.4 m HEIGHT
2. WALLS
   2.1. 2" POLYSTYRENE INSULATION WITH DOUBLE SIDED 0.45mm PRE-PAINTED GI SHEET
3. ROOF
   3.1. GENERAL ROOFING: GA 26 PREPAINTED GI SHEET ROOFING WITH GLASSWOOL INSULATION
   3.2. CONTAINER VAN ROOFING: 2" POLYSTYRENE INSULATION WITH DOUBLE SIDED 0.45mm PRE-PAINTED GI SHEET
   3.3. ELEVATED WALKWAY : 4 mm POLYCARBOANTE ROOFING SHEET
3. CEILING
   3.1. HALLWAY : 600 x 600 mm VINYL CEILING BOARD
   3.2. CONTAINER VAN : 2" POLYSTYRENE INSULATION WITH DOUBLE SIDED 0.45mm PRE-PAINTED GI SHEET
4. DOORS:
   4.1. D-1: 1600 x 2100 mm DOUBLE LEAF SLIDING METAL DOOR W/ COMPLETE LOCKSET AND LOUVERS
   4.2. D-2: 900 x 2100 mm & 300 x 2100 mm DOUBLE LEAF METAL DOOR W/ VIEWING WINDOW AND COMPLETE LOCKSETS AND LOUVERS
   4.3. D-3: 900 x 2100 mm METAL DOOR W/ COMPLETE LOCKSET
   4.3. D-4: 700 x 2100 mm METAL DOOR W/ COMPLETE LOCKSET AND LOUVERS
5. FLOORING
   5.1. CONTAINER VAN : MAGNESIUM BOARD SUB FLOORING WITH ROLLED VINYL FINISH
   5.2. HALLWAY : $\frac{3}{4}$" THK. FICEM BOARD SUB FLOORING WITH ROLLED VINYL FINISH
   5.3. TOILET AND BATH : FIBER GLASS TOILET FLOORING
   5.4. ELEVATED WALKWAY : GALVANIZED CHECKER PLATE
6. WINDOWS
   6.1. W-1: 1000mm x 1200mm x 6mm THK. ORDINARY GLASS UPVC SLIDING WINDOW WITH INSECT SCREEN
   6.2. W-2: 400 mm x 400 mm x 6mm THK. ORDINARY GLASS UPVC AWNING WINDOW WITH INSECT SCREEN
7. STEEL FRAME
   7.1. GALVANIZED WITH PAINTING
8. ADDITIONAL SPECIFICATIONS
   8.1. TOILET AND BATH FIXTURES
   8.2. INTERIOR PARTITIONS
   8.3. AIR CONDITIONING SYSTEM
   8.4. COVERED ELEVATED WALKWAY
   8.5. EXHAUST SYSTEM
   8.6. NURSING BOOTH
   8.7. AIR CURTAIN
   8.8. CCTV SYSTEM
   8.9. MEDICAL GAS LINE

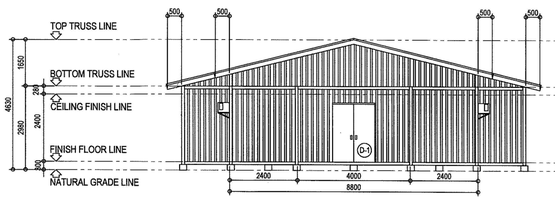

MODULAR HOSPITAL

2 / A-3 **FRONT ELEVATION**

SCALE 1: 100 M.

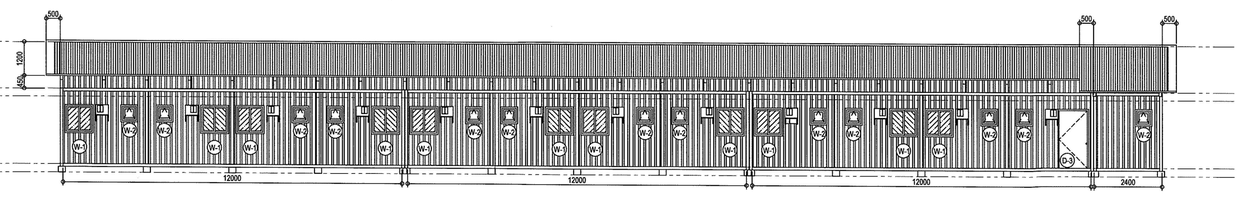

MODULAR HOSPITAL

3 / A-3 **RIGHT SIDE ELEVATION**

SCALE 1: 100 M.

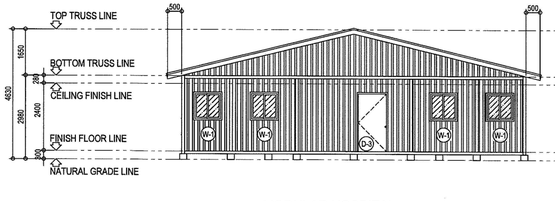

MODULAR HOSPITAL

4 / A-3 **REAR ELEVATION**

SCALE 1: 100 M.

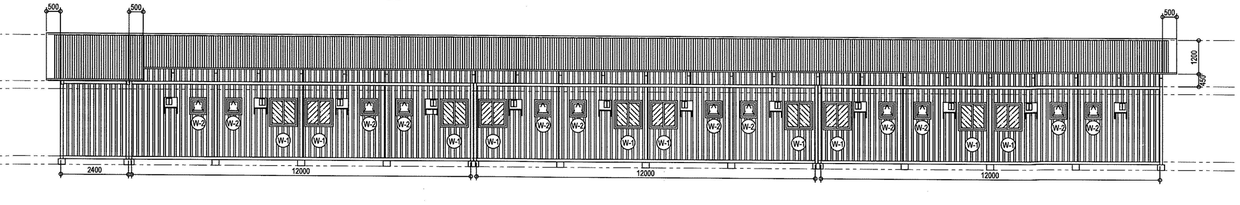

MODULAR HOSPITAL

5 / A-3 **LEFT SIDE ELEVATION**

SCALE 1: 100 M.

REPUBLIC OF THE PHILIPPINES **DEPARTMENT OF PUBLIC WORKS AND HIGHWAYS** **BUREAU OF DESIGN** **BUILDINGS DIVISION** BONIFACIO DRIVE PORT AREA, MANILA	PROJECT AND LOCATION: CONCEPTUAL DESIGN FOR THE PROPOSED FIELD MODULAR HOSPITAL AND DORMITORY (DR. JOSE N. RODRIGUEZ MEMORIAL HOSPITAL AND SANITORIUM)	SHEET CONTENTS: MODULAR HOSPITAL - FLOOR PLAN - ELEVATIONS	DESIGNED BY: **ARCHITECTURAL SECTION** CADD: **LARK MAVERICK E. DE VERA** **ARCHITECT II** CHECKED: **FRANCIS G. SERRANO** ARCHITECT IV	SUBMITTED: **JOSEPHINE P. ISTURIS** CHIEF, BUILDINGS DIVISION	RECOMMENDING APPROVAL: *SEE COVER SHEET FOR SIGNATURE* **ARISTARCO M. DOROY** OFFICER-IN-CHARGE BUREAU OF DESIGN SEP 02 2020	APPROVED: *SEE COVER SHEET FOR SIGNATURE* **EMIL K. SADAIN, CESO I** UNDERSECRETARY FOR TECHNICAL SERVICES AND UPMO OPERATIONS	CONCURRED: *SEE COVER SHEET FOR SIGNATURE* **LEOPOLDO J. VEGA,MD,FPCS,FPATACSI,MBA-H** UNDERSECRETARY FOR HEALTH,DOH	SET NO.: BOD B	SHEET NO.: A-3 4 | 4

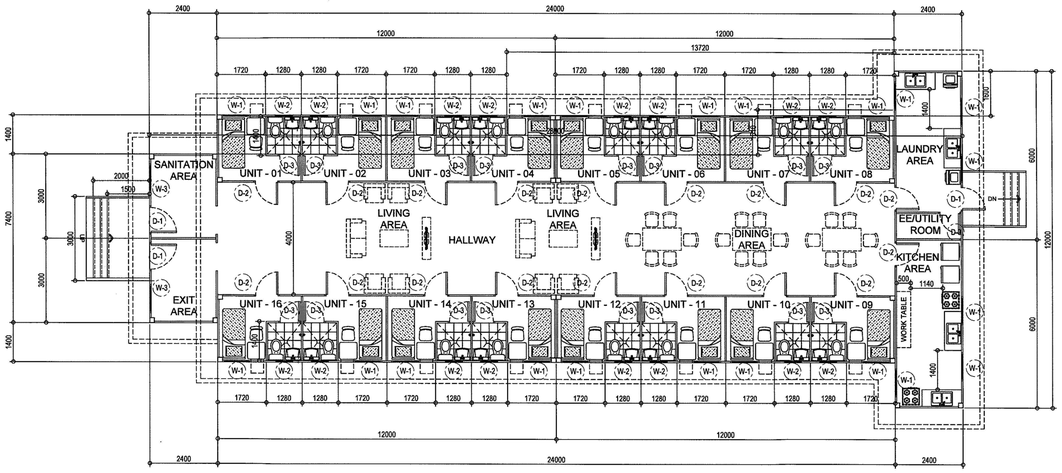

OFF-SITE DORMITORY

1 / A-4 **DETAILED FLOOR PLAN**

SCALE 1: 100 M.

ARCHITECTURAL SPECIFICATIONS:

40ft TYPE CONTAINER

- FLATPACKED, MODULAR AND STACKABLE
- EASY TO ASSEMBLE, COMBINABLE AND EXTENDABLE

1. DIMENSIONS
   1.1. 12 m LENGTH x 2.4 m WIDTH X 2.4 m HEIGHT
2. WALLS
   2.1. 2" POLYSTYRENE INSULATION WITH DOUBLE SIDED 0.45mm PRE-PAINTED GI SHEET
3. ROOF
   3.1. GENERAL ROOFING: GA 26 PREPAINTED GI SHEET ROOFING WITH GLASSWOOL INSULATION
   3.2. CONTAINER VAN ROOFING: 2" POLYSTYRENE INSULATION WITH DOUBLE SIDED 0.45mm PRE-PAINTED GI SHEET
3. CEILING
   3.1. HALLWAY : 9mm THK. GYPSUM BOARD CEILING ON TUBULAR STEEL FRAME
   3.2. CONTAINER VAN : 2" POLYSTYRENE INSULATION WITH DOUBLE SIDED 0.45mm PRE-PAINTED GI SHEET
4. DOORS:
   4.1. D-1: 900 x 2100 mm METAL W/ COMPLETE LOCKSET AND LOUVERS
   4.2. D-2:800 x 2100 mm METAL W/ COMPLETE LOCKSET AND LOUVERS
   4.3. D-3:700 x 2100 mm DOUBLE SIDED, OVEN BAKED GI SHEET WITH 50 mm POLYSTYRENE INSULATION W/ COMPLETE LOCKSET AND LOUVERS
5. FLOORING
   5.1. CONTAINER VAN : MAGNESIUM BOARD SUB FLOORING WITH ROLLED VINYL FINISH
   5.2. HALLWAY : $\frac{3}{4}$" THK. PHENOLIC BOARD SUB FLOORING WITH ROLLED VINYL FINISH
   5.3. TOILET AND BATH : RUBBERIZED WATER FLOORING
6. WINDOWS
   6.1. W-1: 1000mm x 1200mm x 6mm THK. ORDINARY GLASS UPVC SLIDING WINDOW WITH INSECT SCREEN
   6.2. W-2: 400 mm x 400 mm x 6mm THK. ORDINARY GLASS UPVC AWNING WINDOW WITH INSECT SCREEN
   6.3. W-3: 800 mm X 1000 mm x 6mm THK. ORDINARY GLASS UPVC AWNING WINDOW WITH INSECT SCREEN
7. STEEL FRAME
   7.1. GALVANIZED WITH PAINTING
8. STACKING
   8.1. CAN BE STACKED UP TO FLOOR HEIGHT
9. LIFTING
   9.1. CAN BE LIFTED USING CRANE OR CAN BE LIFTED MANUALLY WHEN DISMANTLED
10. ADDITIONAL SPECIFICATIONS
    10.1. TOILET AND BATH FIXTURES
    10.2. INTERIOR PARTITIONS

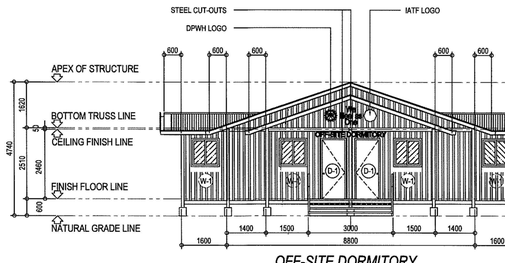

OFF-SITE DORMITORY

2 / A-4 **FRONT ELEVATION**

SCALE 1: 100 M.

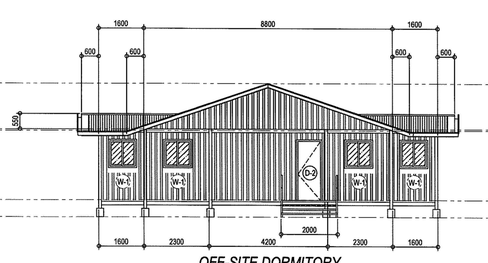

OFF-SITE DORMITORY

3 / A-4 **REAR ELEVATION**

SCALE 1: 100 M.

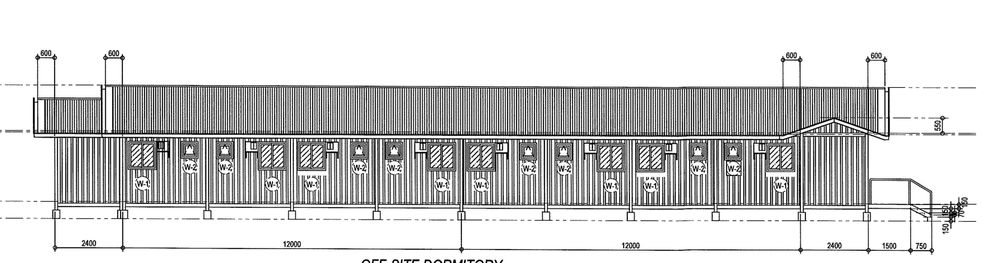

OFF-SITE DORMITORY

4 / A-4 **RIGHT SIDE ELEVATION**

SCALE 1: 100 M.

REPUBLIC OF THE PHILIPPINES
DEPARTMENT OF PUBLIC WORKS AND HIGHWAYS
BUREAU OF DESIGN
BUILDINGS DIVISION
BONIFACIO DRIVE PORT AREA, MANILA

PROJECT AND LOCATION:
CONCEPTUAL DESIGN FOR THE PROPOSED FIELD MODULAR HOSPITAL AND DORMITORY (DR. JOSE N. RODRIGUEZ MEMORIAL HOSPITAL AND SANITORIUM)

SHEET CONTENTS:
OFF-SITE DORMITORY
- FLOOR PLAN
- ELEVATIONS

DESIGNED BY: **ARCHITECTURAL SECTION**
CADD: **I.M.E.DE VERA/K.A.M.MAGCAMIT ARCHITECT II**
CHECKED: **FRANCIS G. SERRANO** ARCHITECT IV

SUBMITTED:
JOSEPHINE P. ISTURIS
CHIEF, BUILDINGS DIVISION

RECOMMENDING APPROVAL:
SEE COVER SHEET FOR SIGNATURE
ARISTARCO M. DOROY
OFFICER-IN-CHARGE BUREAU OF DESIGN SEP 02 2020

APPROVED:
SEE COVER SHEET FOR SIGNATURE
EMIL A. SADAIN, CESO I
UNDERSECRETARY FOR TECHNICAL SERVICES AND UP/MO OPERATIONS

CONCURRED:
SEE COVER SHEET FOR SIGNATURE
LEOPOLDO J. VEGA,MD,FPCS,FPATACSI,MBA-H
UNDERSECRETARY FOR HEALTH,DOH

SET NO.: BOD / B

SHEET NO.: A-4 / 4 | 4