



09713-DPWH
3-31-95

REPUBLIC OF THE PHILIPPINES
DEPARTMENT OF PUBLIC WORKS AND HIGHWAYS
OFFICE OF THE SECRETARY
Manila

22 March 1995

DEPARTMENT ORDER)


No. 56) SUBJECT: Quality of Plans
Series of 1995 *3/21/95*

To facilitate the review and approval of plans submitted by the Project Management and Regional Offices (PMOs and ROs) henceforth, all Detailed Engineering plans, "As-Staked" plans and other related plans prepared either in-house or by consultants should be thoroughly checked by the Implementing Offices as to quality of workmanship and conformity with the following requirements prior to submittal of same for approval by higher DPWH officials:

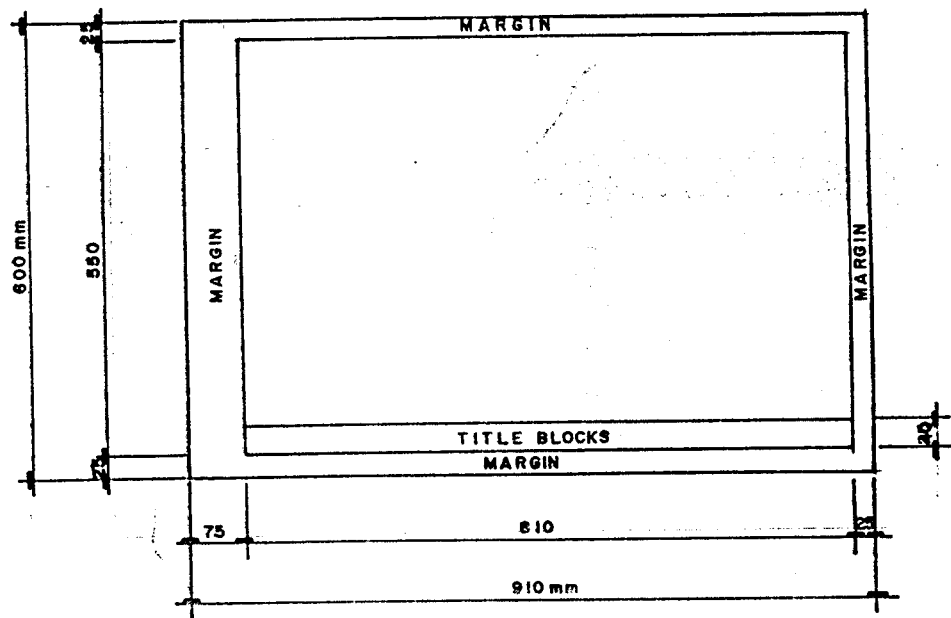
1. All the sheets in a set of plans should be uniform and of one standard size (refer to attached four sheets of drawings).
 - a) For Architectural, Structural, and Mechanical-Electrical plans for building and related projects, use 508mm x 762mm (20 inches x 30 inches) size.
 - b) For Bridge, Highway, Flood Control and Drainage, Water Supply and related projects, use 600mm x 910mm size.
2. Draftsmanship should be of professional quality. Drafting and lettering works should be done in ink and with the use of technical pens and Leroy or similar lettering templates.
3. All words on the plans should be correctly spelled and grammatical errors in the various texts of the General Notes should be looked after.
4. The meaning and intent of the provisions and/or specifications under the General Notes should be made clear and specific and should leave no room for misinterpretations that may lead to Variation Orders later on.

5. Revised or new plans for specific structures and other items of work should be prepared in standard sheets and properly authenticated with signatures of concerned DPWH officials and/or consultants.
6. All plans should be prepared using Mylar or other high quality tracing paper.
7. All sheets of the set of plans should be neat and clean and without any crossed-out or voided portion thereon.
8. The title block should be made an integral part of the sheet of plan and not merely patched-up thereon.
9. Soil boring logs should be shown on the plans for buildings, bridges, hydraulic control and related structures.

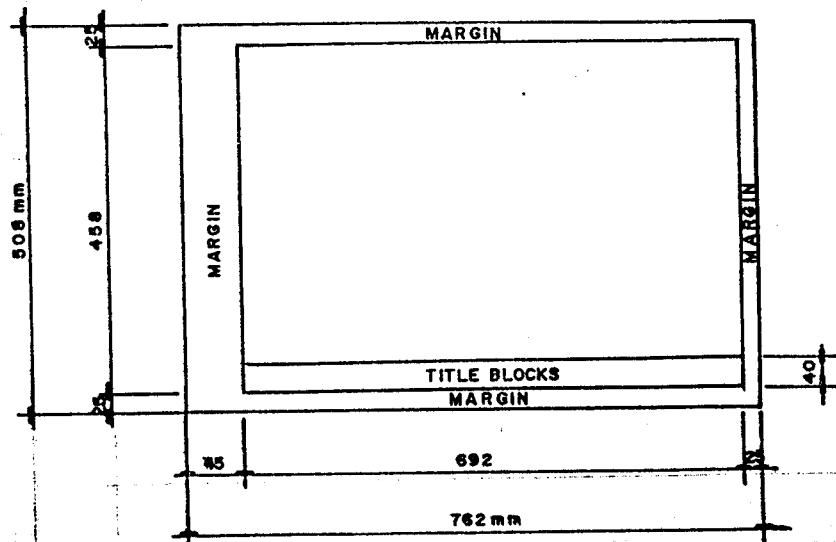
Strict compliance hereon is enjoined.


GREGORIO R. VIGILAR
Secretary

do/luz/**



**STANDARD SIZE (600 mm X 910 mm)
FOR BRIDGE, HIGHWAYS, FLOOD CONTROL & DRAINAGE
AND WATER SUPPLY PROJECTS**



**STANDARD SIZE (508 mm X 762 mm).
FOR ARCHITECTURAL, STRUCTURAL &
MECHANICAL - ELECTRICAL PLANS FOR
BUILDINGS PROJECTS**

810 mm

(CONSULTING FIRM)	DESIGN	SUBMITTED	(DPWH OFFICE)	REC'G APPROVAL :				REVIEWED :	REC'G APPV'L	APPROVED :	PROJ. & LOCATION	SHT. CONTENTS	SHT. NO	SHT. NO
	DRAWN	PROJ. MANAGER DATE		PROJ. DIRECTOR DATE	REG'L DIRECTOR DATE	DIV. CHIEF DATE	ASST. DIRECTOR DATE	DIRECTOR BOD. DATE						
	CHECKED													
90 mm	50 mm	50 mm	90 mm	5 EQUAL SPACES = 300 mm					90 mm	90 mm	25	25		

PLANS FOR APPROVAL OF BUREAU OF DESIGN

(CONSULTING FIRM)	DESIGN	SUBMITTED	(DPWH OFFICE)	RECOMMENDING APPROVAL				APPROVED :	PROJ. & LOCATION	SHT. CONTENTS	SET NO	SHT. NO
	DRAWN	PROJ. MANAGER DATE		PROJ. DIRECTOR DATE	REG'L DIRECTOR DATE	DIRECTOR BOD DATE	UNDERSECRETARY DATE					
	CHECKED											
90 mm	50 mm	50 mm	90 mm	4 EQUAL SPACES = 300 mm				90 mm	90 mm	25	25	

PLANS FOR APPROVAL BY UNDERSECRETARY

(CONSULTING FIRM)	DESIGN	SUBMITTED	(DPWH OFFICE)	RECOMMENDING APPROVAL :					APPROVED :	PROJ. & LOCATION	SHT. CONTENTS	SET NO.	SHT. NO
	DRAWN	PROJ. MANAGER DATE		PROJ. DIRECTOR DATE	REG'L DIRECTOR DATE	DIRECTOR BOD DATE	UNDERSECRETARY DATE	SECRETARY DATE					
	CHECKED												
90 mm	50 mm	50 mm	90 mm	5 EQUAL SPACES = 300 mm					90 mm	90 mm	25	25	

PLANS FOR APPROVAL BY SECRETARY

**TITLE BLOCK FOR 600 mm X 910 mm PLANS
PREPARED BY CONSULTANTS**

810 mm

(OFFICE)	PROJECT & LOCATION	SHEET CONTENTS :	DESIGNED	SUBMITTED	REC'G APPROVAL	REVIEWED :	REC'G APPROVAL :	APPROVED :	SET NO.	SHT. NO.
			DRAWN :						⊖	⊕
			CHECKED :	DIVISION CHIEF DATE	REG'L DIRECTOR DATE	DIVISION CHIEF DATE	ASS'T. DIRECTOR DATE	DIRECTOR BOD DATE		
150 mm	120 mm	120 mm	70 mm	5 EQUAL SPACES = 300 mm					25mm	25mm

PLANS FOR APPROVAL OF BUREAU OF DESIGN

(OFFICE)	PROJECT & LOCATION :	SHEET CONTENTS :	DESIGNED	SUBMITTED	RECOMMENDING APPROVAL			APPROVED :	SET NO.	SHT. NO.
			DRAWN :						⊖	⊕
			CHECKED :	DIVISION CHIEF DATE	REGIONAL DIRECTOR DATE	DIRECTOR BOD DATE	UNDERSECRETARY DATE			
150 mm	120 mm	120 mm	70 mm	4 EQUAL SPACES = 300 mm					25	25

PLANS FOR APPROVAL BY UNDERSECRETARY

(OFFICE)	PROJECT & LOCATION	SHEET CONTENTS :	DESIGNED	SUBMITTED	RECOMMENDING APPROVAL :				APPROVED :	SET NO.	SHT. NO.
			DRAWN							⊖	⊕
			CHECKED	DIVISION CHIEF DATE	REGION'L DIR. DATE	DIRECTOR BOD DATE	UNDERSECRETARY DATE	SECRETARY DATE			
150 mm	120 mm	120 mm	70 mm	5 EQUAL SPACES = 300 mm					25	25	

PLANS FOR APPROVAL BY SECRETARY

TITLE BLOCK FOR 600 mm X 910 mm PLANS
 PREPARED BY DISTRICT / REGIONAL OFFICE

692 mm

(OFFICE)	PROJECT & LOCATION :	SHEET CONTENTS :	DESIGNED :	SUBMITTED :	REC'G APPROVAL	REVIEWED :	REC'G APPROVAL	APPROVED :	SET NO	SHT. NO
			DRAWN							
			CHECKED :	DIVISION CHIEF DATE	REGION'L DIR. DATE	DIVISION CHIEF DATE	ASST. DIRECTOR DATE	DIRECTOR BOD DATE		
120 mm	80 mm	80 mm	70 mm	5 EQUAL SPACES = 292 mm					25 mm	25 mm

PLANS FOR APPROVAL OF BUREAU OF DESIGN

(OFFICE)	PROJECT & LOCATION :	SHEET CONTENTS :	DESIGNED :	SUBMITTED :	RECOMMENDING APPROVAL :			APPROVED :	SET NO	SHT. NO
			DRAWN							
			CHECKED :	DIVISION CHIEF DATE	REGIONAL DIRECTOR DATE	DIRECTOR BOD DATE	UNDERSECRETARY DATE			
120 mm	80 mm	80 mm	70 mm	4 EQUAL SPACES = 292 mm				25 mm	25 mm	

PLANS FOR APPROVAL BY UNDERSECRETARY

(OFFICE)	PROJECT & LOCATION :	SHEET CONTENTS :	DESIGNED :	SUBMITTED :	RECOMMENDING APPROVAL :				APPROVED :	SET NO	SHT. NO
			DRAWN :								
			CHECKED :	DIVISION CHIEF DATE	REGION'L DIR. DATE	DIRECTOR BOD DATE	UNDERSECRETARY DATE	SECRETARY DATE			
120 mm	80 mm	80 mm	70 mm	5 EQUAL SPACES = 292 mm					25 mm	25 mm	

PLANS FOR APPROVAL BY SECRETARY

TITLE BLOCK FOR 508 mm X 762 mm PLANS
 PREPARED BY DISTRICT / REGIONAL OFFICE