



REPUBLIC OF THE PHILIPPINES  
**DEPARTMENT OF BUDGET AND MANAGEMENT**  
GEN. SOLANO ST., SAN MIGUEL, MANILA

**ACKNOWLEDGEMENT RECEIPT**

The **Department of Budget and Management** hereby acknowledges the receipt of your letter/request which has been uploaded to the DBM-Document Management System and routed to the appropriate office/s with the following information:

Sender: DPWH - PERSONAL DELIVERY

Document Title: DPWH-CONSOLIDATED STATEMENT OF UTILIZATION OF THE 3.5%  
ENGINEERING & ADMINISTRATIVE OVERHEAD AS OF MARCH 31, 2015

Document Reference No: 2015-BA-038461

Date and Time Uploaded: Wednesday, June 03, 2015 2:27:32 PM

Uploaded By: RECEIVING - Ryan

Routed To: BMB-A Elsa Abundo


CC:

Total no of pages received: 1 copy and 17 pages

The determination of the completeness of the documentary requirements submitted, if any, is subject to the evaluation of the technical person in charge.


This receipt is system generated and does not require signature.

Received by:



Department of Budget and Management  
**DOCUMENT  
MANAGEMENT  
SYSTEM**





Republic of the Philippines  
DEPARTMENT OF PUBLIC WORKS AND HIGHWAYS  
**OFFICE OF THE SECRETARY**  
Manila


**JUN 02 2015**

Secretary **FLORENCIO B. ABAD**  
Department of Budget and Management  
Malacañang, Manila

Dear Secretary Abad:

In compliance with Section 12 of the Special Provisions of the GAA, we are furnishing your office the Consolidated Statement of Utilization of the 3.5% Engineering and Administrative Overhead as of March 31, 2015.

Very truly yours,

  
**RAUL C. ASIS**  
Undersecretary  
Officer-In-Charge

Department of Public Works and Highways  
Office of the Secretary



Copy furnished:


**WIN5003168**

**Senator FRANCIS "CHIZ" ESCUDERO**  
Chairman, Committee on Finance  
Senate of the Philippines  
GSIS Building, Roxas Boulevard  
Pasay City

**Congressman ISIDRO T. UNGAB**  
Chairman, Committee on Appropriations  
House of Representatives  
Constitutional Hills  
Quezon City

**4.4.1 MDA/MAP**

OFFICE OF SEN. CHIZ ESCUDERO

**RECEIVED**  
**JUN 04 2015**  
BY 

**Cranto B. Macer**



**CONSOLIDATED**  
**Statement of 3.5% Utilization**  
**Engineering and Administrative Overhead Expenses**

Dept./Agency: Department of Public Works and Highways

Description	Quarter Ending March, 2015			
	RA 10633 (Extended)	RA 10633 (Continuing Appro.)	RA 10651 (Current)	Total
<b>A. Administrative</b>				
Overhead	178,612,861.43	-	110,112,249.29	288,725,110.72
PS	81,360,348.77	-	41,646,066.16	123,006,414.93
MOOE	91,030,954.60	-	58,763,840.39	149,794,794.99
CO	6,221,558.06	-	9,702,342.74	15,923,900.80
<b>B. Preconstruction</b>				
Activities	24,209,705.92	-	17,747,532.41	41,957,238.33
PS	14,178,425.19	-	12,587,481.50	26,765,906.69
MOOE	8,241,006.22	-	4,349,602.88	12,590,609.10
CO	1,790,274.51	-	810,448.03	2,600,722.54
<b>C. Construction Project</b>				
Management	82,233,535.01	-	46,198,587.35	128,432,122.36
PS	48,375,723.22	-	23,343,245.25	71,718,968.47
MOOE	31,992,303.55	-	20,022,735.70	52,015,039.25
CO	1,865,508.24	-	2,832,606.40	4,698,114.64
<b>D. Testing and</b>				
Quality Control	30,637,100.26	-	12,197,532.88	42,834,633.14
PS	14,972,662.51	-	7,542,046.02	22,514,708.53
MOOE	12,889,179.53	-	4,150,081.72	17,039,261.25
CO	2,775,258.22	-	505,405.14	3,280,663.36
<b>E. Acquisition, Rehab.</b>				
& Repair of Infra Equip	4,488,824.89	-	12,603,421.33	17,092,246.22
PS	2,418,855.40	-	4,748,910.83	7,167,766.23
MOOE	1,743,984.12	-	5,379,346.84	7,123,330.96
CO	325,985.37	-	2,475,163.66	2,801,149.03
<b>Total</b>	<b>320,182,027.51</b>	<b>-</b>	<b>198,859,323.26</b>	<b>519,041,350.77</b>
<b>Summary:</b>				
PS	161,306,015.09	-	89,867,749.76	251,173,764.85
MOOE	145,897,428.02	-	92,665,607.53	238,563,035.55
CO	12,978,584.40	-	16,325,965.97	29,304,550.37

PREPARED BY:

  
**MARILOU D. ALFANTA**  
 Chief, Budget Division





REPUBLIC OF THE PHILIPPINES  
**DEPARTMENT OF BUDGET AND MANAGEMENT**  
GEN. SOLANO ST., SAN MIGUEL, MANILA

**ACKNOWLEDGEMENT RECEIPT**

The **Department of Budget and Management** hereby acknowledges the receipt of your letter/request which has been uploaded to the DBM-Document Management System and routed to the appropriate office/s with the following information:

Sender: DPWH - PERSONAL DELIVERY

Document Title: DPWH-CONSOLIDATED STATEMENT OF UTILIZATION OF THE 3.5%  
ENGINEERING & ADMINISTRATIVE OVERHEAD AS OF JUNE 30, 2015

Document Reference No: 2015-BA-055492

Date and Time Uploaded: Monday, July 27, 2015 3:19:10 PM

Uploaded By: RECEIVING - Ryan

Routed To: BMB-A Elsa Abundo


cc:

Total no. of pages received: 1 copy and 34 pages

The determination of the completeness of the documentary requirements submitted, if any, is subject to the evaluation of the technical person in charge.


This receipt is system generated and does not require signature.

Received by:



Department of Budget and Management  
**DOCUMENT  
MANAGEMENT  
SYSTEM**





Republic of the Philippines  
DEPARTMENT OF PUBLIC WORKS AND HIGHWAYS  
**OFFICE OF THE SECRETARY**  
Manila


**JUL 24 2015**

Secretary **FLORENCIO B. ABAD**  
Department of Budget and Management  
Malacañang, Manila

Dear Secretary Abad:

In compliance with Section 12 of the Special Provisions of the GAA- FY-2015, we are furnishing your office the Consolidated Statement of Utilization of the 3.5% Engineering and Administrative Overhead as of June 30, 2015.

Very truly yours,

  
**ROGELIO L. SINGSON**  
Secretary

Department of Public Works and Highways  
Office of the Secretary



WIN5003277

Copy furnished:

**Senator FRANCIS "CHIZ" ESCUDERO**  
Chairman, Committee on Finance  
Senate of the Philippines  
GSIS Building, Roxas Boulevard  
Pasay City

**Congressman ISIDRO T. UNGAB**  
Chairman, Committee on Appropriations  
House of Representatives  
Constitutional Hills  
Quezon City

**4.4.1 MDA/MAP**



# CONSOLIDATED

## Statement of 3.5% Utilization

### Engineering and Administrative Overhead Expenses

Dept./Agency: Department of Public Works and Highways

Description	Quarter Ending March, 2015				Quarter Ending June, 2015				Total Utilization as of June 30, 2015			
	RA 10633 (Extended)	RA 10633 (Continuing Appro.)	RA 10651 (Current)	Total	RA 10633 (Extended)	RA 10633 (Continuing Appro.)	RA 10651 (Current)	Total	RA 10633 (Extended)	RA 10633 (Continuing Appro.)	RA 10651 (Current)	Grand Total
<b>A. Administrative</b>												
Overhead	178,612,861.43	-	110,112,249.29	288,725,110.72	194,012,259.65	1,247,883.77	293,058,248.37	488,318,391.79	598,218,001.14	5,086,369.68	900,491,881.84	1,503,796,262.6
PS	81,360,348.77	-	41,646,066.16	123,006,414.93	75,153,540.51	183,877.76	99,238,823.23	174,576,241.50	239,004,166.53	1,797,692.00	299,562,113.09	540,363,971.6
MOOE	91,030,954.60	-	58,763,840.39	149,794,794.99	111,024,244.68	1,064,006.01	175,335,767.77	287,424,018.46	330,928,792.04	2,674,875.89	495,735,148.88	829,338,816.8
CO	6,221,558.06	-	9,702,342.74	15,923,900.80	7,834,474.46	-	18,483,657.37	26,318,131.83	28,285,042.57	613,801.79	105,194,619.87	134,093,464.2
<b>B. Preconstruction</b>												
Activities	24,209,705.92	-	17,747,532.41	41,957,238.33	18,176,041.43	48,464.84	42,762,848.74	60,987,355.01	65,033,166.26	1,027,064.15	123,351,881.89	189,412,112.3
PS	14,178,425.19	-	12,587,481.50	26,765,906.69	10,832,104.14	-	26,534,092.52	37,366,196.66	36,579,021.08	476,923.56	73,291,117.91	110,347,062.5
MOOE	8,241,006.22	-	4,349,602.88	12,590,609.10	6,880,899.89	48,464.84	14,197,945.48	21,127,310.21	23,431,558.27	528,100.65	42,721,443.19	66,681,102.1
CO	1,790,274.51	-	810,448.03	2,600,722.54	463,037.40	-	2,030,810.74	2,493,848.14	5,022,586.91	22,039.94	7,339,320.79	12,383,947.6
<b>C. Construction Project</b>												
Management	82,233,535.01	-	46,198,587.35	128,432,122.36	82,480,984.75	55,114.88	114,697,203.16	197,233,302.79	270,604,519.58	1,260,940.28	379,236,599.01	651,102,068.8
PS	48,375,723.22	-	23,343,245.25	71,718,968.47	48,798,313.32	-	70,197,163.64	118,995,476.96	146,321,871.33	811,205.18	192,944,421.22	340,077,497.7
MOOE	31,992,303.55	-	20,022,735.70	52,015,039.25	31,572,065.00	55,114.88	39,589,883.19	71,217,063.07	111,740,632.28	431,865.43	165,301,943.18	277,474,440.8
CO	1,865,508.24	-	2,832,606.40	4,698,114.64	2,110,606.43	-	4,910,156.33	7,020,762.76	12,542,015.97	17,869.67	20,990,234.61	33,550,120.2
<b>D. Testing and</b>												
Quality Control	30,637,100.26	-	12,197,532.88	42,834,633.14	28,099,526.11	164,620.87	43,819,011.77	72,083,158.75	94,872,241.42	722,098.28	129,816,883.76	225,411,223.4
PS	14,972,662.51	-	7,542,046.02	22,514,708.53	13,116,884.25	-	21,756,953.77	34,873,838.02	41,914,438.84	243,284.80	63,463,056.29	105,620,779.9
MOOE	12,889,179.53	-	4,150,081.72	17,039,261.25	11,765,063.83	164,620.87	18,385,475.35	30,315,160.05	40,957,250.34	478,813.48	50,855,778.43	92,291,842.2
CO	2,775,258.22	-	505,405.14	3,280,663.36	3,217,578.03	-	3,676,582.65	6,894,160.68	12,000,552.24	-	15,498,049.04	27,498,601.2
<b>E. Acquisition, Rehab.</b>												
& Repair of Infra Equipt	4,488,824.89	-	12,603,421.33	17,092,246.22	3,230,216.30	-	8,172,401.20	11,402,617.50	13,558,549.47	-	28,390,066.19	41,948,615.6
PS	2,418,855.40	-	4,748,910.83	7,167,766.23	2,168,545.63	-	2,310,155.43	4,478,701.06	7,074,393.55	-	10,421,724.49	17,496,118.0
MOOE	1,743,984.12	-	5,379,346.84	7,123,330.96	1,061,670.67	-	5,644,751.01	6,706,421.68	5,807,189.47	-	13,475,645.29	19,282,834.7
CO	325,985.37	-	2,475,163.66	2,801,149.03	-	-	217,494.76	217,494.76	676,966.45	-	4,492,696.41	5,169,662.8
<b>Total</b>	<b>320,182,027.51</b>	<b>-</b>	<b>198,859,323.26</b>	<b>519,041,350.77</b>	<b>325,999,028.24</b>	<b>1,516,084.36</b>	<b>502,509,713.24</b>	<b>830,024,825.84</b>	<b>1,042,286,477.87</b>	<b>8,096,472.39</b>	<b>1,561,287,312.69</b>	<b>2,611,670,262.9</b>
<b>Summary:</b>												
PS	161,306,015.09	-	89,867,749.76	251,173,764.85	150,069,387.85	183,877.76	220,037,188.59	370,290,454.20	470,893,891.33	3,329,105.54	639,682,433.00	1,113,905,429.8
MOOE	145,897,428.02	-	92,665,607.53	238,563,035.55	162,303,944.07	1,332,206.60	253,153,822.80	416,789,973.47	512,865,422.40	4,113,655.45	768,089,958.97	1,285,069,036.8
CO	12,978,584.40	-	16,325,965.97	29,304,550.37	13,625,696.32	-	29,318,701.85	42,944,398.17	58,527,164.14	653,711.40	153,514,920.72	212,695,796.2

PREPARED BY:

*Mari Lou D. Alfanta*  
**MARILOU D. ALFANTA**  
 Chief, Budget Division



# CONSOLIDATED

## Statement of 3.5% Utilization

### Engineering and Administrative Overhead Expenses

Dept./Agency: Department of Public Works and Highways

Description	Quarter Ending March, 2015				Quarter Ending June, 2015				Total Utilization as of June 30, 2015			
	RA 10633 (Extended)	RA 10633 (Continuing Appro.)	RA 10651 (Current)	Total	RA 10633 (Extended)	RA 10633 (Continuing Appro.)	RA 10651 (Current)	Total	RA 10633 (Extended)	RA 10633 (Continuing Appro.)	RA 10651 (Current)	Grand Total
<b>A. Administrative</b>												
<b>Overhead</b>	<b>178,612,861.43</b>	-	<b>110,112,249.29</b>	<b>288,725,110.72</b>	<b>194,012,269.65</b>	<b>1,247,883.77</b>	<b>293,058,248.37</b>	<b>488,318,391.79</b>	<b>598,218,001.14</b>	<b>5,086,369.68</b>	<b>900,491,881.84</b>	<b>1,503,796,262.66</b>
PS	81,360,348.77	-	41,646,066.16	123,006,414.93	75,153,540.51	183,877.76	99,238,823.23	174,576,241.50	239,004,166.53	1,797,692.00	299,562,113.09	540,363,971.62
MOOE	91,030,954.60	-	58,763,840.39	149,794,794.99	111,024,244.68	1,064,006.01	175,335,767.77	287,424,018.46	330,928,792.04	2,674,875.89	495,735,148.88	829,338,816.81
CO	6,221,558.06	-	9,702,342.74	15,923,900.80	7,834,474.46	-	18,483,657.37	26,318,131.83	28,285,042.57	613,801.79	105,194,619.87	134,093,464.23
<b>B. Preconstruction</b>												
<b>Activities</b>	<b>24,209,705.92</b>	-	<b>17,747,532.41</b>	<b>41,957,238.33</b>	<b>18,176,041.43</b>	<b>48,464.84</b>	<b>42,762,848.74</b>	<b>60,987,355.01</b>	<b>65,033,166.26</b>	<b>1,027,064.15</b>	<b>123,351,881.89</b>	<b>189,412,112.30</b>
PS	14,178,425.19	-	12,587,481.50	26,765,906.69	10,832,104.14	-	26,534,092.52	37,366,196.66	36,579,021.08	476,923.56	73,291,117.91	110,347,062.55
MOOE	8,241,006.22	-	4,349,602.88	12,590,609.10	6,880,899.89	48,464.84	14,197,945.48	21,127,310.21	23,431,558.27	528,100.65	42,721,443.19	66,681,102.11
CO	1,790,274.51	-	810,448.03	2,600,722.54	463,037.40	-	2,030,810.74	2,493,848.14	5,022,586.91	22,039.94	7,339,320.79	12,383,947.64
<b>C. Construction Project</b>												
<b>Management</b>	<b>82,233,535.01</b>	-	<b>46,198,587.35</b>	<b>128,432,122.36</b>	<b>82,480,984.75</b>	<b>55,114.88</b>	<b>114,697,203.16</b>	<b>197,233,302.79</b>	<b>270,604,519.58</b>	<b>1,260,940.28</b>	<b>379,236,599.01</b>	<b>651,102,058.87</b>
PS	48,375,723.22	-	23,343,245.25	71,718,968.47	48,798,313.32	-	70,197,163.64	118,995,476.96	146,321,871.33	811,205.18	192,944,421.22	340,077,497.73
MOOE	31,992,303.55	-	20,022,735.70	52,015,039.25	31,572,065.00	55,114.88	39,589,883.19	71,217,063.07	111,740,632.28	431,865.43	165,301,943.18	277,474,440.89
CO	1,865,508.24	-	2,832,606.40	4,698,114.64	2,110,606.43	-	4,910,156.33	7,020,762.76	12,542,015.97	17,869.67	20,990,234.61	33,550,120.25
<b>D. Testing and</b>												
<b>Quality Control</b>	<b>30,637,100.26</b>	-	<b>12,197,532.88</b>	<b>42,834,633.14</b>	<b>28,099,526.11</b>	<b>164,620.87</b>	<b>43,819,011.77</b>	<b>72,083,158.75</b>	<b>94,872,241.42</b>	<b>722,098.28</b>	<b>129,816,883.76</b>	<b>225,411,223.46</b>
PS	14,972,662.51	-	7,542,046.02	22,514,708.53	13,116,884.25	-	21,756,953.77	34,873,838.02	41,914,438.84	243,284.80	63,463,056.29	105,620,779.93
MOOE	12,889,179.53	-	4,150,081.72	17,039,261.25	-11,765,063.83	164,620.87	18,385,475.35	30,315,160.05	40,957,250.34	478,813.48	50,855,778.43	92,291,842.25
CO	2,775,258.22	-	505,405.14	3,280,663.36	3,217,578.03	-	3,676,582.65	6,894,160.68	12,000,552.24	-	15,498,049.04	27,498,601.28
<b>E. Acquisition, Rehab.</b>												
<b>&amp; Repair of Infra Equipt</b>	<b>4,488,824.89</b>	-	<b>12,603,421.33</b>	<b>17,092,246.22</b>	<b>3,230,216.30</b>	-	<b>8,172,401.20</b>	<b>11,402,617.50</b>	<b>13,558,549.47</b>	-	<b>28,390,066.19</b>	<b>41,948,615.66</b>
PS	2,418,855.40	-	4,748,910.83	7,167,766.23	2,168,545.63	-	2,310,155.43	4,478,701.06	7,074,393.55	-	10,421,724.49	17,496,118.04
MOOE	1,743,984.12	-	5,379,346.84	7,123,330.96	1,061,670.67	-	5,644,751.01	6,706,421.68	5,807,189.47	-	13,475,645.29	19,282,834.76
CO	325,985.37	-	2,475,163.66	2,801,149.03	-	-	217,494.76	217,494.76	676,966.45	-	4,492,696.41	5,169,662.86
<b>Total</b>	<b>320,182,027.51</b>	-	<b>198,859,323.26</b>	<b>519,041,350.77</b>	<b>325,999,028.24</b>	<b>1,516,084.36</b>	<b>502,509,713.24</b>	<b>830,024,825.84</b>	<b>1,042,286,477.87</b>	<b>8,096,472.39</b>	<b>1,561,287,312.69</b>	<b>2,611,670,262.95</b>
<b>Summary:</b>												
PS	161,306,015.09	-	89,867,749.76	251,173,764.85	150,069,387.85	183,877.76	220,037,188.59	370,290,454.20	470,893,891.33	3,329,105.54	639,682,433.00	1,113,905,429.87
MOOE	145,897,428.02	-	92,665,607.53	238,563,035.55	162,303,944.07	1,332,206.60	253,153,822.80	416,789,973.47	512,865,422.40	4,113,655.45	768,089,958.97	1,285,069,036.82
CO	12,978,584.40	-	16,325,965.97	29,304,550.37	13,625,696.32	-	29,318,701.85	42,944,398.17	58,527,164.14	653,711.40	153,514,920.72	212,695,796.26

PREPARED BY:

*M. D. Alfanta*  
**MARILOU D. ALFANTA**  
 Chief, Budget Division





REPUBLIC OF THE PHILIPPINES  
**DEPARTMENT OF BUDGET AND MANAGEMENT**

General Solano St, San Miguel, Manila

**ACKNOWLEDGEMENT RECEIPT**

The **Department of Budget and Management** hereby acknowledges the receipt of your letter/request which has been uploaded to the DBM-Document Management System and routed to the appropriate office/s with the following information:

Sender: DPWH-OSEC-PERSONAL DELIVERY

Document Title: DPWH-OSEC-CONSOLIDATED STATEMENT OF UTILIZATION OF THE 3.5%  
ENGINEERING & ADMINISTRATIVE OVERHEAD AS OF SEPTEMBER 30, 2015

Document Reference No: 2015-BA-082948

Date and Time Uploaded: Wednesday, October 28, 2015 2:46:37 PM

Uploaded By: RECEIVING - Cherry

Routed To: BMB-A Elsa Abundo


CC:

Total no of pages received: 1 copy and 15 pages

The determination of the completeness of the documentary requirements submitted, if any, is subject to the evaluation of the technical person in charge.

This receipt is system generated and does not require signature.

Received by:



Department of Budget and Management

**DOCUMENT  
MANAGEMENT  
SYSTEM**




BUDGET DIVISION

OCT 23 2015

OCT 26 2015

OFFICIAL  
RECEIVED

Secretary **FLORENCIO B. ABAD**  
Department of Budget and Management  
Malacañang, Manila



Dear Secretary Abad:

In compliance with Section 12 of the Special Provisions of the GAA- FY-2015, we are furnishing your office the Consolidated Statement of Utilization of the 3.5% Engineering and Administrative Overhead as of September 30, 2015.

Very truly yours,

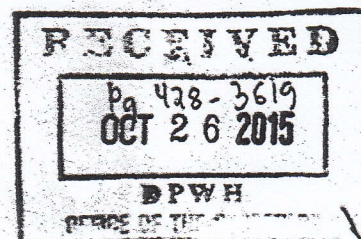
  
**ROGELIO L. SINGSON**  
Secretary *of [unclear]*


Copy furnished:

**Senator LOREN LEGARDA**  
Chairman, Committee on Finance  
Senate of the Philippines  
GSIS Building, Roxas Boulevard  
Pasay City

**Congressman ISIDRO T. UNGAB**  
Chairman, Committee on Appropriations  
House of Representatives  
Constitutional Hills  
Quezon City

4.4.1 MDA/MAP



BUDGET DIVISION. CFMS	
Prepared by:	<i>[Signature]</i>
Reviewed by:	_____
Data Encoder:	_____
Posted by:	_____
	
Chief Budget Division	



**CONSOLIDATED**  
Statement of 3.5% Utilization  
Engineering and Administrative Overhead Expenses  
As of September 30, 2015

Dept./Agency: Department of Public Works and Highways

Description	Quarter Ending March, 2015				Quarter Ending June, 2015				Quarter Ending September, 2015				Total Utilization as of September 30, 2015			
	RA 10633 (Extended)	RA 10633 (Continuing Appro.)	RA 10651 (Current)	Total	RA 10633 (Extended)	RA 10633 (Continuing Appro.)	RA 10651 (Current)	Total	RA 10633 (Extended)	RA 10633 (Continuing Appro.)	RA 10651 (Current)	Total	RA 10633 (Extended)	RA 10633 (Continuing Appro.)	RA 10651 (Current)	Grand Total
<b>A. Administrative</b>																
Overhead	178,612,861.43	-	110,112,249.29	288,725,110.72	194,012,259.65	1,247,883.77	293,058,248.37	488,318,391.79	182,148,662.16	1,004,698.72	460,642,670.07	643,796,030.95	598,218,001.14	5,086,369.68	900,491,881.84	1,503,796,252.66
PS	81,360,348.77	-	41,646,066.16	123,006,414.93	75,153,540.51	183,877.76	99,238,823.23	174,576,241.50	71,405,604.17	247,293.50	142,215,131.11	213,868,028.78	239,004,166.53	1,797,692.00	299,562,113.09	540,363,971.62
MOOE	91,030,954.60	-	58,763,840.39	149,794,794.99	111,024,244.68	1,064,006.01	175,335,767.77	287,424,018.46	99,716,289.93	757,405.22	245,879,225.03	346,352,920.18	330,928,792.04	2,674,875.89	495,735,148.88	829,338,816.81
CO	6,221,558.06	-	9,702,342.74	15,923,900.80	7,834,474.46	-	18,483,657.37	26,318,131.83	11,026,768.06	-	72,548,313.93	83,575,081.99	28,285,042.57	613,801.79	105,194,619.87	134,093,464.23
<b>B. Preconstruction</b>																
Activities	24,209,706.92	-	17,747,532.41	41,957,239.33	18,176,041.43	48,464.84	42,762,848.74	60,987,355.01	17,866,921.89	98,520.11	50,876,174.72	68,841,616.72	65,033,166.26	1,027,064.15	123,351,881.89	189,412,112.30
PS	14,178,425.19	-	12,587,481.50	26,765,906.69	10,832,104.14	-	26,534,092.52	37,366,196.66	8,998,149.77	-	29,231,823.34	38,229,973.11	36,579,021.08	476,923.56	73,291,117.91	110,347,062.55
MOOE	8,241,006.22	-	4,349,602.88	12,590,609.10	6,880,899.89	48,464.84	14,197,945.48	21,127,310.21	7,347,587.12	98,520.11	19,712,326.88	27,158,434.11	23,431,558.27	528,100.65	42,721,443.19	66,681,102.11
CO	1,790,274.51	-	810,448.03	2,600,722.54	463,037.40	-	2,030,810.74	2,493,848.14	1,521,185.00	-	1,932,024.50	3,453,209.50	5,022,586.91	22,039.94	7,339,320.79	12,383,947.64
<b>C. Construction Project</b>																
Management	82,233,535.01	-	46,198,587.35	128,432,122.36	82,480,984.75	55,114.88	114,697,203.16	197,233,302.79	66,153,288.91	378,301.13	173,174,525.58	239,706,115.62	270,604,519.58	1,260,940.28	379,236,599.01	651,102,058.87
PS	48,375,723.22	-	23,343,245.25	71,718,968.47	48,798,313.32	-	70,197,163.64	118,995,476.96	37,827,066.36	280,953.86	79,723,801.71	117,831,821.93	146,321,871.33	811,205.18	192,944,421.22	340,077,497.73
MOOE	31,992,303.55	-	20,022,735.70	52,015,039.25	31,572,065.00	55,114.88	39,589,883.19	71,217,063.07	23,823,452.35	97,347.27	85,692,576.71	109,613,376.33	111,740,632.28	431,865.43	165,301,943.18	277,474,440.89
CO	1,865,508.24	-	2,832,606.40	4,698,114.64	2,110,606.43	-	4,910,156.33	7,020,762.76	4,502,770.20	-	7,758,147.16	12,260,917.36	12,542,015.97	17,869.67	20,990,234.61	33,550,120.25
<b>D. Testing and</b>																
Quality Control	30,637,100.26	-	12,197,532.88	42,834,633.14	28,099,526.11	164,620.87	43,819,011.77	72,083,158.75	24,201,511.53	105,694.01	58,696,158.37	83,003,363.91	94,872,241.42	722,098.28	129,816,883.76	225,411,223.46
PS	14,972,662.51	-	7,542,046.02	22,514,708.53	13,116,884.25	-	21,756,953.77	34,873,838.02	11,891,294.80	68,101.67	26,249,468.64	38,208,865.11	41,914,438.84	243,284.80	63,463,056.29	105,620,779.93
MOOE	12,889,179.53	-	4,150,081.72	17,039,261.25	11,765,063.83	164,620.87	18,385,475.35	30,315,160.05	10,320,832.66	37,592.34	23,673,675.25	34,032,100.25	40,957,250.34	-	92,291,842.25	17,496,118.04
CO	2,775,258.22	-	505,405.14	3,280,663.36	3,217,578.03	-	3,676,582.65	6,894,160.68	1,989,384.07	-	8,773,014.48	10,762,398.55	12,000,552.24	-	15,498,049.04	27,498,601.28
<b>E. Acquisition, Rehab.</b>																
& Repair of Infra Equip	4,488,824.89	-	12,603,421.33	17,092,246.22	3,230,216.30	-	8,172,401.20	11,402,617.50	4,949,805.87	-	6,173,925.34	11,123,731.21	13,558,549.47	-	28,390,066.19	41,948,615.66
PS	2,418,855.40	-	4,748,910.83	7,167,766.23	2,168,545.63	-	2,310,155.43	4,478,701.06	2,306,721.75	-	2,819,014.09	5,125,735.84	7,074,393.55	-	10,421,724.49	17,496,118.04
MOOE	1,743,984.12	-	5,379,346.84	7,123,330.96	1,061,670.67	-	5,644,751.01	6,706,421.68	2,292,103.04	-	1,623,449.25	3,915,552.29	5,807,189.47	-	13,475,645.29	19,282,834.76
CO	325,985.37	-	2,475,163.66	2,801,149.03	-	-	217,494.76	217,494.76	350,981.08	-	1,731,462.00	2,082,443.08	676,966.45	-	4,492,696.41	5,169,662.86
<b>Total</b>	<b>320,182,027.51</b>	<b>-</b>	<b>198,859,323.26</b>	<b>519,041,350.77</b>	<b>325,999,028.24</b>	<b>1,516,084.36</b>	<b>502,509,713.24</b>	<b>830,024,825.84</b>	<b>295,320,190.36</b>	<b>1,587,213.97</b>	<b>749,563,454.08</b>	<b>1,046,470,858.41</b>	<b>1,042,286,477.87</b>	<b>8,096,472.39</b>	<b>1,561,287,312.69</b>	<b>2,611,670,262.95</b>
<b>Summary:</b>																
PS	161,306,015.09	-	89,867,749.76	251,173,764.85	150,069,387.85	183,877.76	220,037,188.59	370,290,454.20	132,428,836.85	596,349.03	280,239,238.89	413,264,424.77	470,893,891.33	3,329,105.54	639,682,433.00	1,113,905,429.87
MOOE	145,897,428.02	-	92,665,607.53	238,563,035.55	162,303,944.07	1,332,206.60	253,153,822.80	416,789,973.47	143,500,265.10	990,864.94	376,581,253.12	521,072,383.16	512,865,422.40	4,113,655.45	768,089,958.97	1,285,069,036.82
CO	12,978,584.40	-	16,325,965.97	29,304,550.37	13,625,696.32	-	29,318,701.85	42,944,398.17	19,391,088.41	-	92,742,962.07	112,134,050.48	58,527,164.14	653,711.40	153,514,920.72	212,695,796.26

PREPARED BY:  
MARILOU D. ALFANTA  
Chief, Budget Division