

Updated Annual Procurement Plan (APP) for 2nd Semester FY 2021
Consolidated - Goods & Related Services -FY 2021

Code (PAP)	PROCUREMENT PROGRAM / PROJECT	PMO/End User	Mode of Procurement	TENTATIVE PROCUREMENT SCHEDULE				Source of Funds	Estimated Budget (PhP)			REMARKS (Brief Description of Program/ Project)
				Advertisement/ Post of IB	Submission/ Opening of Bids	Notice of Award	Contract Signing		Total (In Pesos)	MOOE	Capital Outlay (EAO)	
				"Procurement of goods and services is conducted on a quarterly basis"								
Fund 101	A. AVAILABLE AT PROCUREMENT SERVICE STORES	REGION XI										
01101101	COMMON ELECTRICAL SUPPLIES	DPWH Davao del Norte District Engineering Office										
	1st Quarter		Agency to Agency - Thru PS-DBM	n/a	n/a	n/a	n/a	GOP	1,515.06		1,515.06	
	2nd Quarter		Agency to Agency - Thru PS-DBM	n/a	n/a	n/a	n/a	GOP	1,104.20		1,104.20	
	3rd Quarter		Agency to Agency - Thru PS-DBM	n/a	n/a	n/a	n/a	GOP	629.40		629.40	
	4th Quarter		Agency to Agency - Thru PS-DBM	n/a	n/a	n/a	n/a	GOP	1,678.05		1,678.05	
									4,926.71	-	4,926.71	
01101101	COMMON OFFICE SUPPLIES											
	1st Quarter		Agency to Agency - Thru PS-DBM	n/a	n/a	n/a	n/a	GOP	149,959.01		149,959.01	
	2nd Quarter		Agency to Agency - Thru PS-DBM	n/a	n/a	n/a	n/a	GOP	92,908.37		92,908.37	
	3rd Quarter		Agency to Agency - Thru PS-DBM	n/a	n/a	n/a	n/a	GOP	177,078.60		177,078.60	
	4th Quarter		Agency to Agency - Thru PS-DBM	n/a	n/a	n/a	n/a	GOP	139,174.20		139,174.20	
									559,120.18	-	559,120.18	
01101101	COMMON OFFICE DEVICES											
	1st Quarter		Agency to Agency - Thru PS-DBM	n/a	n/a	n/a	n/a	GOP	16,545.97		16,545.97	
	2nd Quarter		Agency to Agency - Thru PS-DBM	n/a	n/a	n/a	n/a	GOP	1,847.34		1,847.34	
	3rd Quarter		Agency to Agency - Thru PS-DBM	n/a	n/a	n/a	n/a	GOP	7,526.08		7,526.08	
	4th Quarter		Agency to Agency - Thru PS-DBM	n/a	n/a	n/a	n/a	GOP	4,824.94		4,824.94	
									30,744.33	-	30,744.33	
01101101	COMMON JANITORIAL SUPPLIES											
	1st Quarter		Agency to Agency - Thru PS-DBM	n/a	n/a	n/a	n/a	GOP	52,223.11		52,223.11	
	2nd Quarter		Agency to Agency - Thru PS-DBM	n/a	n/a	n/a	n/a	GOP	21,609.54		21,609.54	
	3rd Quarter		Agency to Agency - Thru PS-DBM	n/a	n/a	n/a	n/a	GOP	28,740.41		28,740.41	
	4th Quarter		Agency to Agency - Thru PS-DBM	n/a	n/a	n/a	n/a	GOP	27,352.97		27,352.97	
									129,926.03	-	129,926.03	
01101101	COMMON OFFICE EQUIPMENT											
	1st Quarter		Agency to Agency - Thru PS-DBM	n/a	n/a	n/a	n/a	GOP	1,047,472.52		1,047,472.52	
	2nd Quarter		Agency to Agency - Thru PS-DBM	n/a	n/a	n/a	n/a	GOP	14,672.32		14,672.32	
	3rd Quarter		Agency to Agency - Thru PS-DBM	n/a	n/a	n/a	n/a	GOP	35,156.64		35,156.64	
	4th Quarter		Agency to Agency - Thru PS-DBM	n/a	n/a	n/a	n/a	GOP	29,613.68		29,613.68	
									1,126,915.16	-	1,126,915.16	
			Sub-total Page 1 >>						1,851,632.41		1,851,632.41	



Republic of the Philippines
DEPARTMENT OF PUBLIC WORKS & HIGHWAYS
DAVAO DEL NORTE DISTRICT ENGINEERING OFFICE
REGION XI
 Tagum City

Updated Annual Procurement Plan (APP) for 2nd Semester FY 2021
Consolidated - Goods & Related Services -FY 2021

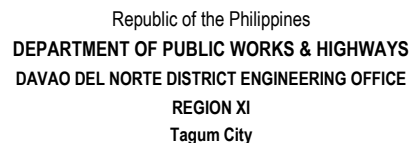
Code (PAP)	PROCUREMENT PROGRAM / PROJECT	PMO/End User	Mode of Procurement	TENTATIVE PROCUREMENT SCHEDULE				Source of Funds	Estimated Budget (Php)			REMARKS (Brief Description of Program/Project)
				Advertisement/ Post of IB	Submission/ Opening of Bids	Notice of Award	Contract Signing		Total (In Pesos)	MOOE	Capital Outlay (EAO)	
				"Procurement of goods and services is conducted on a quarterly basis"								
01101101	COMMON COMPUTER SUPPLIES											
	1st Quarter		Agency to Agency - Thru PS-DBM	n/a	n/a	n/a	n/a	GOP	38,952.01		38,952.01	
	2nd Quarter		Agency to Agency - Thru PS-DBM	n/a	n/a	n/a	n/a	GOP	14,857.77		14,857.77	
	3rd Quarter		Agency to Agency - Thru PS-DBM	n/a	n/a	n/a	n/a	GOP	43,872.43		43,872.43	
	4th Quarter		Agency to Agency - Thru PS-DBM	n/a	n/a	n/a	n/a	GOP	182,969.07		182,969.07	
									280,651.28	-	280,651.28	
01101101	HANDBOOK ON PROCUREMENT											
	1st Quarter		Agency to Agency - Thru PS-DBM	n/a	n/a	n/a	n/a	GOP	-		-	
	2nd Quarter		Agency to Agency - Thru PS-DBM	n/a	n/a	n/a	n/a	GOP	-		-	
	3rd Quarter		Agency to Agency - Thru PS-DBM	n/a	n/a	n/a	n/a	GOP	-		-	
	4th Quarter		Agency to Agency - Thru PS-DBM	n/a	n/a	n/a	n/a	GOP	-		-	
									-	-	-	
01101101	CONSUMABLES											
	1st Quarter		Agency to Agency - Thru PS-DBM	n/a	n/a	n/a	n/a	GOP	201,149.52		201,149.52	
	2nd Quarter		Agency to Agency - Thru PS-DBM	n/a	n/a	n/a	n/a	GOP	142,958.40		142,958.40	
	3rd Quarter		Agency to Agency - Thru PS-DBM	n/a	n/a	n/a	n/a	GOP	286,481.52		286,481.52	
	4th Quarter		Agency to Agency - Thru PS-DBM	n/a	n/a	n/a	n/a	GOP	1,048,044.40		1,048,044.40	
									1,678,633.84	-	1,678,633.84	
Fund 101	B. OTHER ITEMS NOT AVAILABLE AT PS BUT REGULARLY PURCHASED FROM OTHER SOURCES											
01101101	INVENTORY / COMMON ELECTRICAL SUPPLIES (Electrical Equipment, components, lightning, fixtures, supplies & materials)	REGION XI										
	1st Quarter	DPWH Davao del Norte District Engineering Office	Public Bidding	1st Qtr	1st Qtr	1st Qtr	1st Qtr	GOP	101,875.00		101,875.00	
	2nd Quarter		Public Bidding	2nd Qtr	2nd Qtr	2nd Qtr	2nd Qtr	GOP	64,740.00		64,740.00	
	3rd Quarter		Public Bidding	3rd Qtr	3rd Qtr	3rd Qtr	3rd Qtr	GOP	10,004.00		10,004.00	
	4th Quarter		Public Bidding	4th Qtr	4th Qtr	4th Qtr	4th Qtr	GOP	60,000.00		60,000.00	
									236,619.00	-	236,619.00	
01101101	INVENTORY / COMMON JANITORIAL SUPPLIES											
	1st Quarter		Public Bidding	1st Qtr	1st Qtr	1st Qtr	1st Qtr	GOP	1,436,681.69		1,436,681.69	
	2nd Quarter		Public Bidding	2nd Qtr	2nd Qtr	2nd Qtr	2nd Qtr	GOP	38,000.00		38,000.00	
	3rd Quarter		Public Bidding	3rd Qtr	3rd Qtr	3rd Qtr	3rd Qtr	GOP	1,001,754.00		1,001,754.00	
	4th Quarter		Public Bidding	4th Qtr	4th Qtr	4th Qtr	4th Qtr	GOP	1,070,000.00		1,070,000.00	
									3,546,435.69	-	3,546,435.69	
			Sub-total Page 2 >>						5,742,339.81		5,742,339.81	



Republic of the Philippines
DEPARTMENT OF PUBLIC WORKS & HIGHWAYS
DAVAO DEL NORTE DISTRICT ENGINEERING OFFICE
REGION XI
Tagum City

Updated Annual Procurement Plan (APP) for 2nd Semester FY 2021
Consolidated - Goods & Related Services -FY 2021

Code (PAP)	PROCUREMENT PROGRAM / PROJECT	PMO/End User	Mode of Procurement	TENTATIVE PROCUREMENT SCHEDULE				Source of Funds	Estimated Budget (Php)			REMARKS (Brief Description of Program/Project)
				Advertisement/Post of IB	Submission/Opening of Bids	Notice of Award	Contract Signing		Total (In Pesos)	MOOE	Capital Outlay (EAO)	
				"Procurement of goods and services is conducted on a quarterly basis"								
01101101	INVENTORY / COMMON OFFICE EQUIPMENT (Office Equipment & Accessories; Household Equipment & Supplies)											
	1st Quarter		Public Bidding	1st Qtr	1st Qtr	1st Qtr	1st Qtr	GOP	754,509.00		754,509.00	
	2nd Quarter		Public Bidding	2nd Qtr	2nd Qtr	2nd Qtr	2nd Qtr	GOP	1,224,500.00		1,224,500.00	
	3rd Quarter		Public Bidding	3rd Qtr	3rd Qtr	3rd Qtr	3rd Qtr	GOP	5,260,780.20		5,260,780.20	
	4th Quarter		Public Bidding	4th Qtr	4th Qtr	4th Qtr	4th Qtr	GOP	1,797,564.00		1,797,564.00	
									9,037,353.20	-	9,037,353.20	
01101101	INVENTORY / COMMON OFFICE SUPPLIES (Office Supplies; Paper Materials & Products, Devices)											
	1st Quarter		Public Bidding	1st Qtr	1st Qtr	1st Qtr	1st Qtr	GOP	1,200,352.00		1,200,352.00	
	2nd Quarter		Public Bidding	2nd Qtr	2nd Qtr	2nd Qtr	2nd Qtr	GOP	391,800.00		391,800.00	
	3rd Quarter		Public Bidding	3rd Qtr	3rd Qtr	3rd Qtr	3rd Qtr	GOP	2,089,625.00		2,089,625.00	
	4th Quarter		Public Bidding	4th Qtr	4th Qtr	4th Qtr	4th Qtr	GOP	1,083,515.00		1,083,515.00	
									4,765,292.00	-	4,765,292.00	
01101101	AUDIO & VISUAL EQUIPMENT											
	1st Quarter		Public Bidding	1st Qtr	1st Qtr	1st Qtr	1st Qtr	GOP	146,500.00		146,500.00	
	2nd Quarter			2nd Qtr	2nd Qtr	2nd Qtr	2nd Qtr	GOP	-		-	
	3rd Quarter		Public Bidding	3rd Qtr	3rd Qtr	3rd Qtr	3rd Qtr	GOP	30,000.00		30,000.00	
	4th Quarter			4th Qtr	4th Qtr	4th Qtr	4th Qtr	GOP	-		-	
									176,500.00	-	176,500.00	
01101101	PHOTOGRAPHIC EQUIPMENT											
	1st Quarter		Public Bidding	1st Qtr	1st Qtr	1st Qtr	1st Qtr	GOP	100,000.00		100,000.00	
	2nd Quarter		Public Bidding	2nd Qtr	2nd Qtr	2nd Qtr	2nd Qtr	GOP	135,000.00		135,000.00	
	3rd Quarter		Public Bidding	3rd Qtr	3rd Qtr	3rd Qtr	3rd Qtr	GOP	100,000.00		100,000.00	
	4th Quarter			4th Qtr	4th Qtr	4th Qtr	4th Qtr	GOP	-		-	
									335,000.00	-	335,000.00	
01101101	SECURITY SURVEILLANCE & DETECTION EQUIPMENT											
	1st Quarter		Public Bidding	1st Qtr	1st Qtr	1st Qtr	1st Qtr	GOP	24,750.00		24,750.00	
	2nd Quarter		Public Bidding	2nd Qtr	2nd Qtr	2nd Qtr	2nd Qtr	GOP	209,400.00		209,400.00	
	3rd Quarter			3rd Qtr	3rd Qtr	3rd Qtr	3rd Qtr	GOP	-		-	
	4th Quarter			4th Qtr	4th Qtr	4th Qtr	4th Qtr	GOP	-		-	
									234,150.00	-	234,150.00	
			Sub-total Page 3 >>						14,548,295.20		14,548,295.20	



Updated Annual Procurement Plan (APP) for 2nd Semester FY 2021
Consolidated - Goods & Related Services -FY 2021

Code (PAP)	PROCUREMENT PROGRAM / PROJECT	PMO/End User	Mode of Procurement	TENTATIVE PROCUREMENT SCHEDULE				Source of Funds	Estimated Budget (PhP)			REMARKS (Brief Description of Program/ Project)
				Advertisement/ Post of IB	Submission/ Opening of Bids	Notice of Award	Contract Signing		Total (In Pesos)	MOOE	Capital Outlay (EAO)	
				"Procurement of goods and services is conducted on a quarterly basis"								
	1st Quarter		Public Bidding	1st Qtr	1st Qtr	1st Qtr	1st Qtr	GOP	205,250.00		205,250.00	
	2nd Quarter		Public Bidding	2nd Qtr	2nd Qtr	2nd Qtr	2nd Qtr	GOP	137,450.00		137,450.00	
	3rd Quarter		Public Bidding	3rd Qtr	3rd Qtr	3rd Qtr	3rd Qtr	GOP	121,950.00		121,950.00	
	4th Quarter		Public Bidding	4th Qtr	4th Qtr	4th Qtr	4th Qtr	GOP	130,000.00		130,000.00	
									594,650.00	-	594,650.00	
01101101	COMPUTER / I.T. EQUIPMENT & ACCESSORIES											
	1st Quarter		Public Bidding	1st Qtr	1st Qtr	1st Qtr	1st Qtr	GOP	1,581,000.00		1,581,000.00	
	2nd Quarter		Public Bidding	2nd Qtr	2nd Qtr	2nd Qtr	2nd Qtr	GOP	1,398,500.00		1,398,500.00	
	3rd Quarter		Public Bidding	3rd Qtr	3rd Qtr	3rd Qtr	3rd Qtr	GOP	6,514,540.00		6,514,540.00	
	4th Quarter		Public Bidding	4th Qtr	4th Qtr	4th Qtr	4th Qtr	GOP	3,052,100.00		3,052,100.00	
									12,546,140.00	-	12,546,140.00	
01101101	SUPPLIES & MATERIALS											
	1st Quarter		Public Bidding	1st Qtr	1st Qtr	1st Qtr	1st Qtr	GOP	105,376.00		105,376.00	
	2nd Quarter		Public Bidding	2nd Qtr	2nd Qtr	2nd Qtr	2nd Qtr	GOP	2,857,958.00		2,857,958.00	
	3rd Quarter		Public Bidding	3rd Qtr	3rd Qtr	3rd Qtr	3rd Qtr	GOP	2,986,570.00		2,986,570.00	
	4th Quarter		Public Bidding	4th Qtr	4th Qtr	4th Qtr	4th Qtr	GOP	22,439,118.82		22,439,118.82	
									28,389,022.82	-	28,389,022.82	
01101101	INVENTORY / COMMON COMMUNICATION SUPPLIES											
	1st Quarter		Public Bidding	1st Qtr	1st Qtr	1st Qtr	1st Qtr	GOP	50,000.00		50,000.00	
	2nd Quarter			2nd Qtr	2nd Qtr	2nd Qtr	2nd Qtr	GOP	-		-	
	3rd Quarter			3rd Qtr	3rd Qtr	3rd Qtr	3rd Qtr	GOP	-		-	
	4th Quarter			4th Qtr	4th Qtr	4th Qtr	4th Qtr	GOP	-		-	
									50,000.00	-	50,000.00	
01101101	HEAVY EQUIPMENT											
	1st Quarter			1st Qtr	1st Qtr	1st Qtr	1st Qtr	GOP	-		-	
	2nd Quarter			2nd Qtr	2nd Qtr	2nd Qtr	2nd Qtr	GOP	-		-	
	3rd Quarter			3rd Qtr	3rd Qtr	3rd Qtr	3rd Qtr	GOP	-		-	
	4th Quarter			4th Qtr	4th Qtr	4th Qtr	4th Qtr	GOP	-		-	
			Sub-total Page 4 >>						41,579,812.82		41,579,812.82	

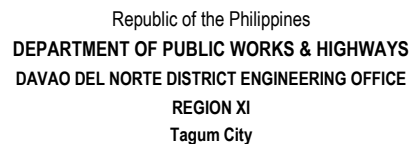
[illegible]



Republic of the Philippines
DEPARTMENT OF PUBLIC WORKS & HIGHWAYS
DAVAO DEL NORTE DISTRICT ENGINEERING OFFICE
REGION XI
Tagum City

Updated Annual Procurement Plan (APP) for 2nd Semester FY 2021
Consolidated - Goods & Related Services -FY 2021

Code (PAP)	PROCUREMENT PROGRAM / PROJECT	PMO/End User	Mode of Procurement	TENTATIVE PROCUREMENT SCHEDULE				Source of Funds	Estimated Budget (PhP)			REMARKS (Brief Description of Program/ Project)
				Advertisement/ Post of IB	Submission/ Opening of Bids	Notice of Award	Contract Signing		Total (In Pesos)	MOOE	Capital Outlay (EAO)	
				"Procurement of goods and services is conducted on a quarterly basis"								
	1st Quarter		Public Bidding	1st Qtr	1st Qtr	1st Qtr	1st Qtr	GOP	20,000.00		20,000.00	
	2nd Quarter		Public Bidding	2nd Qtr	2nd Qtr	2nd Qtr	2nd Qtr	GOP	174,100.00		174,100.00	
	3rd Quarter			3rd Qtr	3rd Qtr	3rd Qtr	3rd Qtr	GOP	-		-	
	4th Quarter			4th Qtr	4th Qtr	4th Qtr	4th Qtr	GOP	-		-	
									194,100.00	-	194,100.00	
01101101	FURNITURE & FIXTURES											
	1st Quarter		Public Bidding	1st Qtr	1st Qtr	1st Qtr	1st Qtr	GOP	698,110.00		698,110.00	
	2nd Quarter		Public Bidding	2nd Qtr	2nd Qtr	2nd Qtr	2nd Qtr	GOP	2,187,737.45		2,187,737.45	
	3rd Quarter		Public Bidding	3rd Qtr	3rd Qtr	3rd Qtr	3rd Qtr	GOP	5,500,000.00		5,500,000.00	
	4th Quarter		Public Bidding	4th Qtr	4th Qtr	4th Qtr	4th Qtr	GOP	289,900.00		289,900.00	
									8,675,747.45	-	8,675,747.45	
01101101	SAFETY & OCCUPATIONAL PRODUCTS											
	1st Quarter		Public Bidding	1st Qtr	1st Qtr	1st Qtr	1st Qtr	GOP	70,000.00		70,000.00	
	2nd Quarter		Public Bidding	2nd Qtr	2nd Qtr	2nd Qtr	2nd Qtr	GOP	259,998.83		259,998.83	
	3rd Quarter		Public Bidding	3rd Qtr	3rd Qtr	3rd Qtr	3rd Qtr	GOP	28,900.00		28,900.00	
	4th Quarter		Public Bidding	4th Qtr	4th Qtr	4th Qtr	4th Qtr	GOP	25,000.00		25,000.00	
									383,898.83	-	383,898.83	
01101101	ENGINEERING DEVICE / EQUIPMENT & SUPPLIES											
	1st Quarter		Public Bidding	1st Qtr	1st Qtr	1st Qtr	1st Qtr	GOP	35,060.00		35,060.00	
	2nd Quarter		Public Bidding	2nd Qtr	2nd Qtr	2nd Qtr	2nd Qtr	GOP	15,000.00		15,000.00	
	3rd Quarter		Public Bidding	3rd Qtr	3rd Qtr	3rd Qtr	3rd Qtr	GOP	35,004.00		35,004.00	
	4th Quarter		Public Bidding	4th Qtr	4th Qtr	4th Qtr	4th Qtr	GOP	10,060.00		10,060.00	
									95,124.00	-	95,124.00	
01101101	OFFICE EQUIPMENT PARTS/ACCESSORIES, SUPPLIES & CONSUMABLES											
	1st Quarter		Public Bidding	1st Qtr	1st Qtr	1st Qtr	1st Qtr	GOP	600,030.00		600,030.00	
	2nd Quarter		Public Bidding	2nd Qtr	2nd Qtr	2nd Qtr	2nd Qtr	GOP	120,000.00		120,000.00	
	3rd Quarter		Public Bidding	3rd Qtr	3rd Qtr	3rd Qtr	3rd Qtr	GOP	280,000.00		280,000.00	
	4th Quarter		Public Bidding	4th Qtr	4th Qtr	4th Qtr	4th Qtr	GOP	630,090.00		630,090.00	
									1,630,120.00	-	1,630,120.00	
			Sub-total Page 5 >>						10,978,990.28	-	10,978,990.28	
01101101	PRINTER CONSUMABLES (Printer & Fax Machine Consumables)											
	1st Quarter		Public Bidding	n/a	n/a	n/a	n/a	GOP	1,660,622.00		1,660,622.00	



Updated Annual Procurement Plan (APP) for 2nd Semester FY 2021
Consolidated - Goods & Related Services -FY 2021

Code (PAP)	PROCUREMENT PROGRAM / PROJECT	PMO/End User	Mode of Procurement	TENTATIVE PROCUREMENT SCHEDULE				Source of Funds	Estimated Budget (PhP)			REMARKS (Brief Description of Program/ Project)
				Advertisement/ Post of IB	Submission/ Opening of Bids	Notice of Award	Contract Signing		Total (In Pesos)	MOOE	Capital Outlay (EAO)	
				"Procurement of goods and services is conducted on a quarterly basis"								
	2nd Quarter		Public Bidding	n/a	n/a	n/a	n/a	GOP	127,100.00		127,100.00	
	3rd Quarter		Public Bidding	n/a	n/a	n/a	n/a	GOP	1,062,132.00		1,062,132.00	
	4th Quarter		Public Bidding	n/a	n/a	n/a	n/a	GOP	571,948.00		571,948.00	
									3,421,802.00	-	3,421,802.00	
01101101	SURVEYING EQUIPMENT & ACCESSORIES											
	1st Quarter			1st Qtr	1st Qtr	1st Qtr	1st Qtr	GOP	-		-	
	2nd Quarter		Public Bidding	2nd Qtr	2nd Qtr	2nd Qtr	2nd Qtr	GOP	2,000,000.00		2,000,000.00	
	3rd Quarter			3rd Qtr	3rd Qtr	3rd Qtr	3rd Qtr	GOP	-		-	
	4th Quarter			4th Qtr	4th Qtr	4th Qtr	4th Qtr	GOP	-		-	
									2,000,000.00	-	2,000,000.00	
01101101	MEDICAL EQUIPMENT, SUPPLIES & MATERIALS											
	1st Quarter		Public Bidding	1st Qtr	1st Qtr	1st Qtr	1st Qtr	GOP	80,000.00		80,000.00	
	2nd Quarter			2nd Qtr	2nd Qtr	2nd Qtr	2nd Qtr	GOP	-		-	
	3rd Quarter		Public Bidding	3rd Qtr	3rd Qtr	3rd Qtr	3rd Qtr	GOP	135,940.00		135,940.00	
	4th Quarter		Public Bidding	4th Qtr	4th Qtr	4th Qtr	4th Qtr	GOP	145,230.00		145,230.00	
									361,170.00	-	361,170.00	
01101101	MANPOWER (Job Orders - Services)											
	1st Quarter		Public Bidding	1st Qtr	1st Qtr	1st Qtr	1st Qtr	GOP	2,289,660.00		2,289,660.00	
	2nd Quarter		Public Bidding	2nd Qtr	2nd Qtr	2nd Qtr	2nd Qtr	GOP	5,194,086.06		5,194,086.06	
	3rd Quarter		Public Bidding	3rd Qtr	3rd Qtr	3rd Qtr	3rd Qtr	GOP	2,713,768.06		2,713,768.06	
	4th Quarter		Public Bidding	4th Qtr	4th Qtr	4th Qtr	4th Qtr	GOP	9,349,687.56		9,349,687.56	
									19,547,201.68	-	19,547,201.68	
01101101	FUEL, ADDITIVES, LUBRICANTS & ANTI-CORROSIVE											
	1st Quarter		Public Bidding	1st Qtr	1st Qtr	1st Qtr	1st Qtr	GOP	6,867,800.00		6,867,800.00	
	2nd Quarter		Public Bidding	2nd Qtr	2nd Qtr	2nd Qtr	2nd Qtr	GOP	961,800.00		961,800.00	
	3rd Quarter		Public Bidding	3rd Qtr	3rd Qtr	3rd Qtr	3rd Qtr	GOP	5,019,962.10		5,019,962.10	
	4th Quarter		Public Bidding	4th Qtr	4th Qtr	4th Qtr	4th Qtr	GOP	5,437,089.20		5,437,089.20	
									18,286,651.30	-	18,286,651.30	
			Sub-total Page 6 >>						43,616,824.98		43,616,824.98	

[illegible]

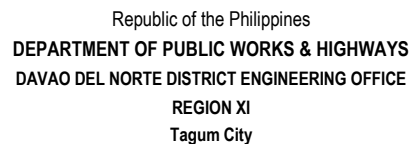


Republic of the Philippines
DEPARTMENT OF PUBLIC WORKS & HIGHWAYS
DAVAO DEL NORTE DISTRICT ENGINEERING OFFICE
REGION XI
Tagum City

Updated Annual Procurement Plan (APP) for 2nd Semester FY 2021
Consolidated - Goods & Related Services -FY 2021

Code (PAP)	PROCUREMENT PROGRAM / PROJECT	PMO/End User	Mode of Procurement	TENTATIVE PROCUREMENT SCHEDULE				Source of Funds	Estimated Budget (Php)			REMARKS (Brief Description of Program/ Project)
				Advertisement/ Post of IB	Submission/ Opening of Bids	Notice of Award	Contract Signing		Total (In Pesos)	MOOE	Capital Outlay (EAO)	
				"Procurement of goods and services is conducted on a quarterly basis"								
	2nd Quarter			2nd Qtr	2nd Qtr	2nd Qtr	2nd Qtr	GOP	-		-	
	3rd Quarter		Public Bidding	3rd Qtr	3rd Qtr	3rd Qtr	3rd Qtr	GOP	7,000,000.00		7,000,000.00	
	4th Quarter			4th Qtr	4th Qtr	4th Qtr	4th Qtr	GOP	-		-	
									7,000,000.00	-	7,000,000.00	
01101101	NEWSPAPERS, BOOKS, MAPS & OTHER PUBLICATIONS											
	1st Quarter			1st Qtr	1st Qtr	1st Qtr	1st Qtr	GOP	-		-	
	2nd Quarter			2nd Qtr	2nd Qtr	2nd Qtr	2nd Qtr	GOP	-		-	
	3rd Quarter			3rd Qtr	3rd Qtr	3rd Qtr	3rd Qtr	GOP	-		-	
	4th Quarter			4th Qtr	4th Qtr	4th Qtr	4th Qtr	GOP	-		-	
									-	-	-	
01101101	DISASTER CONTINGENCIES											
	1st Quarter			1st Qtr	1st Qtr	1st Qtr	1st Qtr	GOP	-		-	
	2nd Quarter			2nd Qtr	2nd Qtr	2nd Qtr	2nd Qtr	GOP	-		-	
	3rd Quarter			3rd Qtr	3rd Qtr	3rd Qtr	3rd Qtr	GOP	-		-	
	4th Quarter		Public Bidding	4th Qtr	4th Qtr	4th Qtr	4th Qtr	GOP	103,824.35		103,824.35	
									103,824.35	-	103,824.35	
01101101	PROCUREMENT OF SERVICE VEHICLE											
	1st Quarter			1st Qtr	1st Qtr	1st Qtr	1st Qtr	GOP	-		-	
	2nd Quarter			2nd Qtr	2nd Qtr	2nd Qtr	2nd Qtr	GOP	-		-	
	3rd Quarter			3rd Qtr	3rd Qtr	3rd Qtr	3rd Qtr	GOP	-		-	
	4th Quarter			4th Qtr	4th Qtr	4th Qtr	4th Qtr	GOP	-		-	
									-	-	-	
01101101	NETWORK / STRUCTURED CABLING											
	1st Quarter			1st Qtr	1st Qtr	1st Qtr	1st Qtr	GOP				
	2nd Quarter			2nd Qtr	2nd Qtr	2nd Qtr	2nd Qtr	GOP	-		-	
	3rd Quarter		Public Bidding	3rd Qtr	3rd Qtr	3rd Qtr	3rd Qtr	GOP	50,000.00		50,000.00	
	4th Quarter		Public Bidding	4th Qtr	4th Qtr	4th Qtr	4th Qtr	GOP	50,000.00		50,000.00	
									100,000.00		100,000.00	
										-		
			Sub-total Page 7 >>						7,203,824.35		7,203,824.35	

01101101	UNFORESEEN EXPENDITURES											
	1st Quarter		Public Bidding	1st Qtr	1st Qtr	1st Qtr	1st Qtr	GOP	1,133,059.80		1,133,059.80	
	2nd Quarter		Public Bidding	2nd Qtr	2nd Qtr	2nd Qtr	2nd Qtr	GOP	222,497.87		222,497.87	



Code (PAP)	PROCUREMENT PROGRAM / PROJECT	PMO/End User	Mode of Procurement		TENTATIVE PROCUREMENT SCHEDULE				Source of Funds	Estimated Budget (PhP)			REMARKS (Brief Description of Program/ Project)
					Advertisement/ Post of IB	Submission/ Opening of Bids	Notice of Award	Contract Signing		Total (In Pesos)	MOOE	Capital Outlay (EAO)	
					"Procurement of goods and services is conducted on a quarterly basis"								
	3rd Quarter		Public Bidding		3rd Qtr	3rd Qtr	3rd Qtr	3rd Qtr	GOP	643,894.94		643,894.94	
	4th Quarter		Public Bidding		4th Qtr	4th Qtr	4th Qtr	4th Qtr	GOP	291,683.48		291,683.48	
										2,291,136.09	-	2,291,136.09	
				Sub-total Page 8 >>						2,291,136.09		2,291,136.09	
				BREAKDOWN:									
				Sub-total Page 1 >>						1,851,632.41		1,851,632.41	
				Sub-total Page 2 >>						5,742,339.81		5,742,339.81	
				Sub-total Page 3 >>						14,548,295.20		14,548,295.20	
				Sub-total Page 4 >>						41,579,812.82		41,579,812.82	
				Sub-total Page 5 >>						10,978,990.28		10,978,990.28	
				Sub-total Page 6 >>						43,616,824.98		43,616,824.98	
				Sub-total Page 7 >>						7,203,824.35		7,203,824.35	
				Sub-total Page 8 >>						2,291,136.09		2,291,136.09	
				GRAND TOTAL > >>						127,812,855.94	-	127,812,855.94	
				TOTAL BUDGET AMOUNT >>>						127,812,855.94		127,812,855.94	

APPROVED BY:

JOSEPH E. CABALLERO
District Engineer