

QUARTERLY REPORT OF REVENUE AND OTHER RECEIPTS
As at the Quarter Ending December 31, 2021

Department : Department of Public Works and Highways
Agency/Entity :
Operating Unit : Nationwide
Organization Code (UACS) :
Fund Cluster : 01 - REGULAR AGENCY FUND

Classification/Sources of Revenue and Other Receipts	UACS Code	REVENUE TARGET (Annual) per BESF	Actual Revenue and Other Receipts Collections					Cumulative Remittance/Deposits to Date			Variance	
			1st Quarter	2nd Quarter	3rd Quarter	4th Quarter	TOTAL	Remittance to BTr	Deposited with AGDB	Total	Amount	%
1	2	3	4	5	6	7	8=(4+5+6+7)	9	10	11=(9+10)	12=(8-3)	13=(12/3)
A. Regular Agency Fund (Fund Cluster Code 01)												
A.1. Revenue Collections												
A.1.1 Cash Revenue												
Non-Tax												
Permit Fees	40201010	185,804.11	80,356.59	147,191.95	100,769.76	30,128.71	358,447.01	348,992.54	-	348,992.54	172,642.90	93%
Clearance Fee	40201040	371,755.37	76,008.00	27,827.25	12,100.00	9,550.00	125,285.25	125,285.25	-	125,285.25	(246,470.12)	-66%
Certification Fee	40201040	187,350.95	7,390.00	960.00	5,030.00	2,986.99	16,366.99	16,366.99	-	16,366.99	(170,983.96)	-91%
Processing Fees	40201130	557,904.33	16,575.00	25,153.17	377,390.25	217,405.58	636,524.00	636,524.00	-	636,524.00	78,619.67	14%
Verification and Authentication Fees	40201110	1,707,631.18	530,990.00	332,110.00	416,000.00	753,500.00	2,032,600.00	2,032,600.00	-	2,032,600.00	324,968.82	19%
Supervision and Regulation Enforcement Fee	40201070	12,076,899.37	2,235,125.39	2,024,585.69	5,577,958.48	2,837,601.30	12,675,270.86	12,689,360.86	7,869.27	12,697,230.13	598,371.49	5%
Other Service Income	40201990	204,103,436.01	93,826,725.37	117,828,641.46	98,302,932.57	88,631,429.83	398,589,729.23	398,000,615.03	-	398,000,615.03	194,486,293.22	95%
Rent/Lease Income	40202050	835,718.52	288,000.00	208,948.00	50,510.00	238,398.80	785,856.80	751,562.00	-	751,562.00	(49,861.72)	-6%
Interest Income	40202210	268,593.22	102,765.98	20,744.64	31,183.70	34,627,079.55	34,781,773.87	33,754,621.70	777.20	33,755,398.90	34,513,180.65	12850%
Other Business Income	40202990	115,735.45	26,400.00	10,200.00	384,100.00	237,404.86	658,104.86	658,104.86	-	658,104.86	542,369.41	469%
Income from Hostels/Dormitories and Other Like Facilities	40202130	239,927.52	300.00	450.00	1,800.00	8,250.00	10,800.00	10,800.00	-	10,800.00	(229,127.52)	-95%

QUARTERLY REPORT OF REVENUE AND OTHER RECEIPTS
As at the Quarter Ending December 31, 2021

Department : Department of Public Works and Highways
 Agency/Entity :
 Operating Unit : Nationwide
 Organization Code (UACS) :
 Fund Cluster : 01 - REGULAR AGENCY FUND

Classification/Sources of Revenue and Other Receipts	UACS Code	REVENUE TARGET (Annual) per BESF	Actual Revenue and Other Receipts Collections					Cumulative Remittance/Deposits to Date			Variance		Remarks
			1st Quarter	2nd Quarter	3rd Quarter	4th Quarter	TOTAL	Remittance to BTr	Deposited with AGDB	Total	Amount	%	
1	2	3	4	5	6	7	8=(4+5+6+7)	9	10	11=(9+10)	12=(8-3)	13=(12/3)	14
Gain on Sale of Unserviceable Property	40501130	9,701,476.21	2,031,686.33	1,721,058.58	3,459,623.14	3,180,936.42	10,393,304.47	10,341,335.71	-	10,341,335.71	691,828.26	7%	Includes proceeds from sale of valueless records/Sale of Scrap materials
Fines and Penalties - Service Income	40201140	4,164,501.75	-	-	6,188,948.23	-	6,188,948.23	6,188,948.23	-	6,188,948.23	2,024,446.48	49%	Includes deposit from prior year's income
Proceeds from Insurance/Indemnities	40609010	3,143,637.44	-	-	301,259.25	-	301,259.25	301,259.25	-	301,259.25	(2,842,378.19)	-90%	
Miscellaneous Income	40609990	12,641,036.21	6,148,571.41	8,612,503.68	15,791,250.39	75,658,665.03	106,210,990.51	100,692,918.62	-	100,692,918.62	93,569,954.30	740%	Liquidated damages
A.1.2 Non-Cash Revenue													
Non-Tax													
Collections effected through outright deductions from claims													
Fines and Penalties - Service Income	40201140	7,875.14	-	7,797.17	344,200.00		351,997.17	355,083.47	-	355,083.47	344,122.03	4370%	Includes deposit from prior year's income
Miscellaneous Income (e.g., liquidated damages)	40609990	37,923,108.63	49,893,240.48	38,858,111.43	31,433,328.26	89,613,252.54	209,797,932.71	187,243,032.98	-	187,243,032.98	171,874,824.08	453%	Liquidated Damages

QUARTERLY REPORT OF REVENUE AND OTHER RECEIPTS
As at the Quarter Ending December 31, 2021

Department : Department of Public Works and Highways
 Agency/Entity :
 Operating Unit : Nationwide
 Organization Code (UACS) :
 Fund Cluster : 01 - REGULAR AGENCY FUND

Classification/Sources of Revenue and Other Receipts	UACS Code	REVENUE TARGET (Annual) per BESF	Actual Revenue and Other Receipts Collections					Cumulative Remittance/Deposits to Date			Variance		Remarks
			1st Quarter	2nd Quarter	3rd Quarter	4th Quarter	TOTAL	Remittance to BTr	Deposited with AGDB	Total	Amount	%	
1	2	3	4	5	6	7	8=(4+5+6+7)	9	10	11=(9+10)	12=(8-3)	13=(12/3)	14
A.2. Non-Revenue Collections/Other Receipts													
A.2.1 Cash Receipts													
Refund of Cash Advances		4,327,650.53	9,850,573.95	692,021.48	5,283,254.72	8,265,864.51	24,091,714.66	24,082,897.04	-	24,082,897.04	19,764,064.14	457%	
Refund of Overpayments		1,431,293.34	1,417,122.12	18,468,144.78	12,829,706.21	5,509,738.00	38,224,711.11	38,240,146.38	-	38,240,146.38	36,793,417.77	2571%	Includes deposit from Prior year's Income
Refund of excess Petty cash and other various refunds		49,030.45	48,545.00	-	68.44	536.958.36	585,571.80	585,571.80	-	585,571.80	536,541.35	1094%	
Refund of unutilized Fund Transfers		2,447,271.92	3,331,464.36	10,288.00	-	8,842,489.12	12,184,241.48	8,881,819.52	-	8,881,819.52	9,736,969.57	398%	
Refund of Advance Payment		339,029.37	335,672.64	-	428,140.31	-	763,812.95	763,812.95	-	763,812.95	424,783.58	125%	
Disallowances	10305010	7,182,114.04	2,898,463.42	4,387,887.62	13,117,944.60	4,454,218.93	24,858,514.57	24,818,319.02	-	24,818,319.02	17,676,400.53	246%	Refund of disallowances
Performance Bond/Retention Fee	20401040	280,270.00	117,518.16	972,390.41	1,645,042.39	484,420.34	3,219,371.30	2,224,410.25	17,951.85	2,242,362.10	2,939,101.30	1049%	
Proceed from Sale of Bid Docs	20401010	1,833,707.28	1,815,551.76	1,410,979.00	-	-	3,226,530.76	3,226,530.76	-	3,226,530.76	1,392,823.48	76%	
Others (e.g. AWOP)													
Accumulated/ Surplus Deficit		84,232.84	83,398.85	41,131.85	11,066.46	177,904.63	313,501.79	313,501.79	-	313,501.79	229,268.95	272%	
Basic Salary - Civilian		108,897.24	107,819.05	102,491.39	22,938.64	660,863.26	894,112.34	894,112.34	-	894,112.34	785,215.10	721%	

QUARTERLY REPORT OF REVENUE AND OTHER RECEIPTS
As at the Quarter Ending December 31, 2021

Department : Department of Public Works and Highways
 Agency/Entity :
 Operating Unit : Nationwide
 Organization Code (UACS) :
 Fund Cluster : 01 - REGULAR AGENCY FUND

Classification/Sources of Revenue and Other Receipts	UACS Code	REVENUE TARGET (Annual) per BESF	Actual Revenue and Other Receipts Collections					Cumulative Remittance/Deposits to Date			Variance		Remarks
			1st Quarter	2nd Quarter	3rd Quarter	4th Quarter	TOTAL	Remittance to BTr	Deposited with AGDB	Total	Amount	%	
1	2	3	4	5	6	7	8=(4+5+6+7)	9	10	11=(9+10)	12=(8-3)	13=(12/3)	14
Salaries and Wages - Casual/Contractual		6,727.42	6,660.81	-	-	-	6,660.81	6,660.81	-	6,660.81	(66.61)	-1%	
Water Expenses		862.65	854.11	2,444.02	-	5,263.63	8,561.76	8,561.76	-	8,561.76	7,699.11	892%	
Electricity Expenses		6,401.72	6,338.34	8,988.17	3,069.51	14,464.85	32,860.87	32,860.87	-	32,860.87	26,459.15	413%	
Due from Officers and Employees			-	28,860.50	-	147,520.54	176,381.04	176,381.04		176,381.04			
Year-End Bonus			-	-	-	15,814.00	15,814.00	15,814.00		15,814.00			
Cash Gift			-	-	-	3,000.00	3,000.00	3,000.00		3,000.00			
Other General Services		2,020.00	2,000.00	-	-	-	2,000.00	2,000.00	-	2,000.00	(20.00)	-1%	
Advances to Special Disbursing Officer		74,514.23		74,514.23	292,879.50	-	367,393.73	367,393.73	-	367,393.73	292,879.50	393%	
Due to Regional Offices		1,492,467.39		1,492,467.39	-	-	1,492,467.39	1,492,467.39	-	1,492,467.39	-	0%	
Restoration Fees		42,923.99	42,499.00	7,200.00	62,776.18	290,254.35	402,729.53	1,379,738.73	-	1,379,738.73	359,805.54	838%	
Payment of JO for personal call		2,026.93	2,006.86	-	-	-	2,006.86	2,006.86	-	2,006.86	(20.07)	-1%	
Registration Fees		10,641.74	10,536.38	(10,536.38)	-	-	-	-	-	-	(10,641.74)	-100%	
Filing Fees		17,170.00	17,000.00	-	-	-	17,000.00	17,000.00	-	17,000.00	(170.00)	-1%	
Sale of Accountable Forms		500.00		500.00	300.00	100.00	900.00	900.00	-	900.00	400.00	80%	
Refund due to QAU Findings		1,101,982.66	1,091,071.94	-	-	-	1,091,071.94	1,091,071.94	-	1,091,071.94	(10,910.72)	-1%	
(Refund of Riprap RROW)		51,234.25	-	-	51,234.25	18,591.96	69,826.21	69,826.21	-	69,826.21	18,591.96	36%	

QUARTERLY REPORT OF REVENUE AND OTHER RECEIPTS
As at the Quarter Ending December 31, 2021

Department : Department of Public Works and Highways
 Agency/Entity :
 Operating Unit : Nationwide
 Organization Code (UACS) :
 Fund Cluster : 01 - REGULAR AGENCY FUND

Classification/Sources of Revenue and Other Receipts	UACS Code	REVENUE TARGET (Annual) per BESF	Actual Revenue and Other Receipts Collections					Cumulative Remittance/Deposits to Date			Variance		Remarks
			1st Quarter	2nd Quarter	3rd Quarter	4th Quarter	TOTAL	Remittance to BTr	Deposited with AGDB	Total	Amount	%	
1	2	3	4	5	6	7	8=(4+5+6+7)	9	10	11=(9+10)	12=(8-3)	13=(12/3)	14
A.2.2 Non-Cash Receipts													
Collections effected through outright deductions from claims													
Overpayment of expenses		599.94	594.00	55,635.68	290,583.61	38,873.78	385,687.07	385,687.07	-	385,687.07	385,087.13	64188%	
Disallowances		1,369,227.43	1,355,670.72	2,637,910.16	992,144.93	1,202,559.77	6,188,285.58	5,869,910.54	-	5,869,910.54	4,819,058.15	352%	
Refund of Cash Advances		4,333,466.30	-	4,333,466.30	-	-	4,333,466.30	4,333,466.30	-	4,333,466.30	-	0%	
Refund for unreturned smartphones		37,606.94	-	37,606.94	-	-	37,606.94	37,606.94	-	37,606.94	-	0%	
Restitution of loss		57,711.40	57,140.00	(47,190.00)	6,200.00	4,290.00	20,440.00	20,440.00	-	20,440.00	(37,271.40)	-65%	
TOTAL		323,517,112.89	177,862,636.02	204,533,284.56	197,815,733.78	326,719,779.64	906,931,434.00	873,491,327.53	26,598.32	873,322,730.81	583,219,126.07	180%	

QUARTERLY REPORT OF REVENUE AND OTHER RECEIPTS
As at the Quarter Ending December 31, 2021

Department : Department of Public Works and Highways
 Agency/Entity :
 Operating Unit : Nationwide
 Organization Code (UACS) :
 Fund Cluster : 02 - FOREIGN ASSISTED PROJECT FUNDS

Classification/Sources of Revenue and Other Receipts	UACS Code	REVENUE TARGET (Annual) per BESF	Actual Revenue and Other Receipts Collections					Cumulative Remittance/Deposits to Date			Variance		Remarks
			1st Quarter	2nd Quarter	3rd Quarter	4th Quarter	TOTAL	Remittance to BTr	Deposited with AGDB	Total	Amount	%	
1	2	3	4	5	6	7	8=(4+5+6+7)	9	10	11=(9+10)	12=(8-3)	13=(12/3)	14
B. Foreign-Assisted Project Fund (Fund Cluster Code 02)													
B.1. Revenue Collections													
B.1.1 Cash Revenue													
Tax													
Non-Tax													
Interest Income	40202210	314,843.44	2,696.90	52,919.13	34,657.88	39,220.31	129,494.22	81,134.04	-	81,134.04	(185,349.22)	-59%	Includes Deposits from Prior Year's Income
Subsidy from National Government		0.01		-		0.01		0.01	-	0.01	(0.01)	-100%	Refund of overpayment made for Registration Fee
B.1.2 Non-Cash Revenue													
Tax													
Non-Tax													
Collections effected through outright deductions from claims													
Miscellaneous Income (e.g., liquidated damages)	40609990	95.19	8,607.45	-	25,383.92	831.05	34,822.42	10,007.45	-	10,007.45	34,727.23	36481%	
B.2. Non-Revenue Collections/Other Receipts													
B.2.1 Cash Receipts													
Others													
Due to BIR		2,368,293.26		2,368,293.26			2,368,293.26	2,368,293.26		2,368,293.26	-	0%	
TOTAL		2,683,231.90	11,304.35	2,421,212.39	60,041.80	40,051.37	2,532,609.90	2,459,434.76	-	2,459,434.76	(150,622.00)	-6%	

QUARTERLY REPORT OF REVENUE AND OTHER RECEIPTS
As at the Quarter Ending December 31, 2021

Department : Department of Public Works and Highways
 Agency/Entity :
 Operating Unit : Nationwide
 Organization Code (UACS) :
 Fund Cluster : 03 - Special Accounts - Locally Funded

Classification/Sources of Revenue and Other Receipts	UACS Code	REVENUE TARGET (Annual) per BESF	Actual Revenue and Other Receipts Collections					Cumulative Remittance/Deposits to Date			Variance		Remarks
			1st Quarter	2nd Quarter	3rd Quarter	4th Quarter	Total	Remittance to BTr	Deposited with AGDB	Total	Amount	%	
1	2	3	4	5	6	7	8=(4+5+6+7)	9	10	11=(9+10)	12=(8-3)	13=(12/3)	14
C. Special Account-Locally Funded/Domestic Grants Fund (Fund Cluster Code 03)													
C.2. Non-Revenue Collections/Other Receipts													
C.2.1 Cash Receipts													
Refund of Overpayments		3,422.50	-	3,422.50	-	-	3,422.50	3,422.50	-	3,422.50	-	0%	Due from officers and Employees
Refund from Inter-Agency Fund Transfers		9,209.10	405,094.48	40,063.37	-	-	445,157.85	445,157.85	-	445,157.85	435,948.75	4734%	
								-					
TOTAL		4,522,122.50	405,094.48	43,485.87	-	-	448,580.35	836,213.91	-	448,580.35	(4,073,542.15)	-90%	

QUARTERLY REPORT OF REVENUE AND OTHER RECEIPTS

As at the Quarter Ending December 31, 2021

Department : Department of Public Works and Highways

Agency/Entity :

Operating Unit : Central Office

Organization Code (UACS) :

Fund Cluster : 04 - Special Account - Foreign Assisted/Foreign Grants Fund

Classification/Sources of Revenue and Other Receipts	UACS Code	REVENUE TARGET (Annual) per BESF	Actual Revenue and Other Receipts Collections					Cumulative Remittance/Deposits to Date			Variance		Remarks
			1st Quarter	2nd Quarter	3rd Quarter	4th Quarter	TOTAL	Remittance to BTr	Deposited with AGDB	Total	Amount	%	
1	2	3	4	5	6	7	8=(4+5+6+7)	9	10	11=(9+10)	12=(8-3)	13=(12/3)	14
D. Special Account - Foreign Assisted/Foreign Grants Fund (Fund Cluster Code 04) D.1. Revenue Collections D.1.1 Cash Revenue Non-Tax Interest Income Gain on Foreign Exchange (FOREX) TOTAL													
		45,659.49				232,906.23	232,906.23	1,681,077.90		1,681,077.90	187,246.74	410%	
		4,731,946.20				4,731,946.20	4,731,946.20			-		0%	
		4,777,605.69	-	-	-	4,964,852.43	4,964,852.43	1,681,077.90	-	1,681,077.90	187,246.74	4%	

QUARTERLY REPORT OF REVENUE AND OTHER RECEIPTS
As at the Quarter ending December 31, 2021

Department : Department of Public Works and Highways
 Agency/Entity :
 Operating Unit : Nationwide
 Organization Code (UACS) :
 Fund Cluster : 06 BUSINESS RELATED FUNDS (Revolving Funds)

Classification/Sources of Revenue and Other Receipts	UACS Code	REVENUE TARGET (Annual) per BESF	Actual Revenue and Other Receipts Collections					Cumulative Remittance/Deposits to Date			Variance		Remarks
			1st Quarter	2nd Quarter	3rd Quarter	4th Quarter	TOTAL	Remittance to BTr	Deposited with AGDB	Total	Amount	%	
1	2	3	4	5	6	7	8=(4+5+6+7)	9	10	11=(9+10)	12=(8-3)	13=(12/3)	14
F. Business Related Funds/Revolving Funds (Fund Cluster Code 06)													
F.1. Revenue Collections													
F.1.1 Cash Revenue													
Income from Hostels/Dormitories and Other Like Facilities	40202130	4,599,221.49	322,692.00	298,814.46	153,750.00	296,004.73	1,071,261.19	220,311.19	735,000.00	955,311.19	(3,527,960.30)	-77%	Collection from Employees' Quarters
TOTAL		4,599,221.49	322,692.00	298,814.46	153,750.00	296,004.73	1,071,261.19	220,311.19	735,000.00	955,311.19	(3,527,960.30)	-77%	

QUARTERLY REPORT OF REVENUE AND OTHER RECEIPTS
As at the Quarter Ending December 31, 2021

Department : Department of Public Works and Highways

Agency/Entity :

Operating Unit : Nationwide

Organization Code (UACS) :

Fund Cluster : Cluster 07 - TRUST RECEIPTS

Classification/Sources of Revenue and Other Receipts	UACS Code	REVENUE TARGET (Annual) per BESF	Actual Revenue and Other Receipts Collections					Cumulative Remittance/Deposits to Date			Variance		Remarks
			1st Quarter	2nd Quarter	3rd Quarter	4th Quarter	TOTAL	Remittance to BTr	Deposited with AGDB	Total	Amount	%	
1	2	3	4	5	6	7	8=(4+5+6+7)	9	10	11=(9+10)	12=(8-3)	13=(12/3)	14
G. Trust Receipts (Fund Cluster Code 07)													
G.1. Inter-Agency Transferred Funds (IATF) Deposited with the National Treasury													
Due to NGAs	20201050	3,520,796,939.54	5,149,968,742.04	4,577,463,640.21	(280,435,278.37)	1,597,769,120.23	11,044,766,224.11	11,083,049,257.92	-	11,083,049,257.92	7,523,969,284.57	214%	Fund transfer for the implementation of project/ Due to LGUs includes deposit to BTr previously deposited to AGDB
Due to CO	20301010	427,757,077.89	82,920,580.92	782,065,513.37	46,300,429.21	114,943,102.63	1,026,229,626.13	1,089,619,455.50	-	1,089,619,455.50	598,472,548.24	140%	
Due to LGUs		340,000.00	-	340,000.00	-	-	340,000.00	340,000.00	-	340,000.00	-	0%	
Due to Operating Units	20301040	10,806,500.00	7,795,000.00	2,550,000.00	(5,683,900.00)	8,822,000.00	13,483,100.00	13,483,100.00	-	13,483,100.00	2,676,600.00	25%	
Due to Regional Office	20301030	285,000.00	525,000.00	230,000.00	30,000.00	275,000.00	1,060,000.00	1,060,000.00	-	1,060,000.00	775,000.00	272%	
Due to GOCCs		9,701,209.76	-	9,701,209.76	-	596,460.00	10,297,669.76	10,297,669.76	-	10,297,669.76	596,460.00	6%	
Due to SUCs		71,003,000.00	70,300,000.00	-	-	-	70,300,000.00	70,300,000.00	-	70,300,000.00	(703,000.00)	-1%	
G.2. Other Trust Receipts Deposited with the National Treasury													
Permit Fees	40201010	46,857.24	-	-	46,857.24	-	46,857.24	46,857.24	-	46,857.24	-	0%	
Supervision and Regulation Enforcement Fee	40201070	9,300,967.20	2,053,597.38	8,299,459.09	2,014,229.59	1,695,566.11	14,062,852.17	14,067,185.55	-	14,067,185.55	4,761,884.97	51%	Includes Excavation Fee

QUARTERLY REPORT OF REVENUE AND OTHER RECEIPTS
As at the Quarter Ending December 31, 2021

Department : Department of Public Works and Highways

Agency/Entity :

Operating Unit : Nationwide

Organization Code (UACS) :

Fund Cluster : Cluster 07 - TRUST RECEIPTS



Classification/Sources of Revenue and Other Receipts	UACS Code	REVENUE TARGET (Annual) per BESF	Actual Revenue and Other Receipts Collections					Cumulative Remittance/Deposits to Date			Variance		Remarks
			1st Quarter	2nd Quarter	3rd Quarter	4th Quarter	TOTAL	Remittance to BTr	Deposited with AGDB	Total	Amount	%	
1	2	3	4	5	6	7	8=(4+5+6+7)	9	10	11=(9+10)	12=(8-3)	13=(12/3)	14
Fines and Penalties	40201140	10,120.88	10,020.67	2,590.00	-		12,610.67	12,610.67	-	12,610.67	2,489.79	25%	
Other Service Income	40201990	3,308,760,000.00	1,203,043.79	265,430.00	702,036.22		2,170,510.01	966,282.45	-	966,282.45	(3,306,589,489.99)	-100%	Includes Concession Fee for CALAX as payment in full for the second tranche
Interest Income	40202210	19,947.39	18,620.50	4,550.51	44,918.42	88,840.03	156,929.46	154,202.38	-	154,202.38	136,982.07	687%	
Miscellaneous Income	40609990	1,330,227.78	111,319.32	154,466.28	-	1,267,137.16	1,532,922.76	1,528,589.38	-	1,528,589.38	202,694.98	15%	
Proceeds from sale of bid documents	20401010	959,683,434.63	536,329,047.73	179,431,997.00	83,290,615.79	770,065,211.46	1,569,116,871.98	1,601,709,462.74	-	1,601,709,462.74	609,433,437.35	64%	Includes Deposit from Prior Year's Collection
Due from Operating Units	10304040	23,269,020.26	-	800.00	6,391,028.39	51,753,060.66	58,144,889.05	55,114,716.55	-	55,114,716.55	34,875,868.79	150%	Refund from unutilized fund transfers
Due from Regional Office	10304030	16,076,316.45	-	-	16,076,316.45	-	16,076,316.45	16,076,316.45	-	16,076,316.45	-	0%	
Retention Fee	20401040	1,578,043.40	438,035.23	114,527.07	7,238.26	26,589.58	586,390.14	586,390.14	-	586,390.14	(991,653.26)	-63%	
Performance Bond	20401040	19,920,886.30	2,862,836.24	1,707,791.32	1,768,053.53	2,771,774.82	9,110,455.91	9,110,455.91	-	9,110,455.91	(10,810,430.39)	-54%	
Cash Bonds	20401040	6,962,243.08	581,367.70	157,980.90	557,511.82	674,623.72	1,971,484.14	1,971,484.14	-	1,971,484.14	(4,990,758.94)	-72%	
Others (Please specify)													
Restoration fees		39,351.67	38,962.05	-	39,435.87		78,397.92	78,397.92	-	78,397.92	39,046.25	99%	
Various refund		49,995.00	49,500.00	-	-		49,500.00	157,738.04	-	157,738.04	(495.00)	-1%	

QUARTERLY REPORT OF REVENUE AND OTHER RECEIPTS
As at the Quarter Ending December 31, 2021



Department : Department of Public Works and Highways
 Agency/Entity :
 Operating Unit : Nationwide
 Organization Code (UACS) :
 Fund Cluster : Cluster 07 - TRUST RECEIPTS

Classification/Sources of Revenue and Other Receipts	UACS Code	REVENUE TARGET (Annual) per BESF	Actual Revenue and Other Receipts Collections					Cumulative Remittance/Deposits to Date			Variance		Remarks
			1st Quarter	2nd Quarter	3rd Quarter	4th Quarter	TOTAL	Remittance to BTr	Deposited with AGDB	Total	Amount	%	
1	2	3	4	5	6	7	8=(4+5+6+7)	9	10	11=(9+10)	12=(8-3)	13=(12/3)	14
G.3. Trust Receipts Deposited with Authorized Government Depository Banks (AGDB)													
Proceeds from sale of bid documents	20401010	959,683,434.63	299,880,731.54	128,809,870.00	112,830,938.60	467,659,288.46	1,009,180,828.60	-	973,381,391.25	973,381,391.25	49,497,393.97	5%	
Supervision Fee	40201070	44,867.40	44,423.17	103,256.40	235,799.78	96,348.09	479,827.44	-	479,827.44	479,827.44	434,960.04	969%	
Interest Income	40202210	22,096.99	3,909.32	4,730.51	4,649.78	-	13,289.61	-	13,289.61	13,289.61	(8,807.38)	-40%	
Proceeds from Insurance/Indemnities	40609010	271,303.23	496,750.00	-	11,472.04	-	508,222.04	-	508,222.04	508,222.04	236,918.81	87%	
Performance Bond	20401040	300,148.84	168,145.20	128,279.05	14,548.91	1,555.50	312,528.66	-	19,260,369.27	19,260,369.27	12,379.82	4%	
Due to CO	20301010	1,129,997,766.71	368,687,534.95	397,892,997.56	1,100,306,198.42	1,212,929,391.68	3,079,816,122.61	-	2,996,890,324.82	2,996,890,324.82	1,949,818,355.90	173%	Fund transfer for the implementation of project
Due to NGAs	20201050	569,267,335.38	73,225,511.64	156,475,493.73	147,985,575.42	179,891,260.21	557,577,841.00	-	557,577,841.00	557,577,841.00	(11,689,494.38)	-2%	
Cash Bonds	20401040	288,746.88	285,888.00	344,155.52	248,794.76	(212,082.25)	666,756.03	-	666,756.03	666,756.03	378,009.15	131%	
TOTAL		11,076,558,497.27	6,597,998,567.39	6,246,248,738.28	1,232,787,470.13	4,411,114,248.09	18,488,149,023.89	13,969,730,172.74	4,548,778,021.46	18,518,508,194.20	7,411,590,526.62	67%	

Certified Correct:


PUNO, MARY ANTOINETTE Z.
 DEPARTMENT CHIEF ACCOUNTANT
 Date: 

Approved By:


CUARESMA, GENEVIEVE E.
 OFFICER-IN-CHARGE, OFFICE OF THE DIRECTOR, FINANCE SERVICE
 Date: 

QUARTERLY REPORT OF REVENUE AND OTHER RECEIPTS
As at the Quarter Ending September 30, 2021

Department : Department of Public Works and Highways
 Agency/Entity :
 Operating Unit : Nationwide
 Organization Code (UACS) :
 Fund Cluster : 01 - REGULAR AGENCY FUND

Classification/Sources of Revenue and Other Receipts	UACS Code	REVENUE TARGET (Annual) per BESF	Actual Revenue and Other Receipts Collections					Cumulative Remittance/Deposits to Date			Variance		Remarks
			1st Quarter	2nd Quarter	3rd Quarter	4th Quarter	TOTAL	Remittance to BTr	Deposited with AGDB	Total	Amount	%	
1	2	3	4	5	6	7	8=(4+5+6+7)	9	10	11=(9+10)	12=(8-3)	13=(12/3)	14
A. Regular Agency Fund (Fund Cluster Code 01)													
A.1. Revenue Collections													
A.1.1 Cash Revenue													
Non-Tax													
Permit Fees	40201010	185,804.11	80,356.59	147,191.95	100,769.76	-	328,318.30	318,863.83	-	318,863.83	142,514.19	77%	
Clearance Fee	40201040	371,755.37	76,008.00	27,627.25	12,100.00	-	115,735.25	115,735.25	-	115,735.25	(256,020.12)	-69%	
Certification Fee	40201040	187,350.95	7,390.00	960.00	5,030.00	-	13,380.00	13,380.00	-	13,380.00	(173,970.95)	-93%	
Processing Fees	40201130	557,904.33	16,575.00	25,153.17	377,390.25	-	419,118.42	419,118.42	-	419,118.42	(138,785.91)	-25%	
Verification and Authentication Fees	40201110	1,707,631.18	530,990.00	332,110.00	416,000.00	-	1,279,100.00	1,279,100.00	-	1,279,100.00	(428,531.18)	-25%	Accreditation Fees/Includes deposit from Prior Year's Income
Supervision and Regulation Enforcement Fee	40201070	12,076,899.37	2,235,125.39	2,024,585.69	5,577,958.48	-	9,837,669.56	9,813,205.01	6,685.10	9,819,890.11	(2,239,229.81)	-19%	Includes Excavation Fee/Includes deposit from prior year's income
Other Service Income	40201990	204,103,436.01	94,340,559.16	117,828,641.46	98,302,932.57	-	310,472,133.19	302,696,822.52	3,330.00	302,700,152.52	106,368,697.18	52%	Material Testing Fees
Rent/Lease Income	40202050	835,718.52	288,000.00	208,948.00	50,510.00	-	547,458.00	525,668.00	-	525,668.00	(288,260.52)	-34%	Equipment rental
Interest Income	40202210	268,593.22	102,765.98	20,744.64	31,183.70	-	154,694.32	112,388.67	776.46	113,165.13	(113,898.90)	-42%	
Other Business Income	40202990	115,735.45	26,400.00	10,200.00	384,100.00	-	420,700.00	420,700.00	-	420,700.00	304,964.55	264%	Income from sale of books/manuals
Income from Hostels/Dormitories and Other Like Facilities	40202130	239,927.52	300.00	450.00	1,800.00	-	2,550.00	2,550.00	-	2,550.00	(237,377.52)	-99%	

QUARTERLY REPORT OF REVENUE AND OTHER RECEIPTS
As at the Quarter Ending September 30, 2021

Department : Department of Public Works and Highways
 Agency/Entity :
 Operating Unit : Nationwide
 Organization Code (UACS) :
 Fund Cluster : 01 - REGULAR AGENCY FUND

Classification/Sources of Revenue and Other Receipts	UACS Code	REVENUE TARGET (Annual) per BESF	Actual Revenue and Other Receipts Collections					Cumulative Remittance/Deposits to Date			Variance		Remarks
			1st Quarter	2nd Quarter	3rd Quarter	4th Quarter	TOTAL	Remittance to BTr	Deposited with AGDB	Total	Amount	%	
1	2	3	4	5	6	7	8=(4+5+6+7)	9	10	11=(9+10)	12=(8-3)	13=(12/3)	14
Gain on Sale of Unserviceable Property	40501130	9,701,476.21	2,031,686.33	1,721,058.58	3,459,623.14	-	7,212,368.05	7,212,368.05	-	7,212,368.05	(2,489,108.16)	-26%	Includes proceeds from sale of valueless records/Sale of Scrap materials
Fines and Penalties - Service Income	40201140	4,164,501.75	-	-	6,188,948.23	-	6,188,948.23	6,188,948.23	-	6,188,948.23	2,024,446.48	49%	Includes deposit from prior year's income
Proceeds from Insurance/Indemnities	40609010	3,143,637.44	-	-	301,259.25	-	301,259.25	301,259.25	-	301,259.25	(2,842,378.19)	-90%	
Miscellaneous Income	40609990	12,641,036.21	6,148,571.41	8,612,503.68	15,791,250.39	-	30,552,325.48	26,471,338.72	-	26,471,338.72	17,911,289.27	142%	Liquidated damages
A.1.2 Non-Cash Revenue													
Non-Tax													
Collections effected through outright deductions from claims													
Fines and Penalties - Service Income	40201140	7,875.14	-	7,797.17	344,200.00		351,997.17	351,997.17	-	351,997.17	344,122.03	4370%	Includes deposit from prior year's income
Miscellaneous Income (e.g., liquidated damages)	40609990	37,923,108.63	49,893,240.48	38,858,111.43	31,433,328.26	-	120,184,680.17	119,748,433.03	-	119,748,433.03	82,261,571.54	217%	Liquidated Damages/Includes deposit from Prior year's Miscellaneous Income

QUARTERLY REPORT OF REVENUE AND OTHER RECEIPTS
As at the Quarter Ending September 30, 2021

Department : Department of Public Works and Highways
 Agency/Entity :
 Operating Unit : Nationwide
 Organization Code (UACS) :
 Fund Cluster : 01 - REGULAR AGENCY FUND

Classification/Sources of Revenue and Other Receipts	UACS Code	REVENUE TARGET (Annual) per BESF	Actual Revenue and Other Receipts Collections					Cumulative Remittance/Deposits to Date			Variance		Remarks
			1st Quarter	2nd Quarter	3rd Quarter	4th Quarter	TOTAL	Remittance to BTr	Deposited with AGDB	Total	Amount	%	
1	2	3	4	5	6	7	8=(4+5+6+7)	9	10	11=(9+10)	12=(8-3)	13=(12/3)	14
A.2. Non-Revenue Collections/Other Receipts													
A.2.1 Cash Receipts													
Refund of Cash Advances		4,327,650.53	9,850,573.95	692,021.48	5,283,254.72	-	15,825,850.15	15,825,850.15	-	15,825,850.15	11,498,199.63	266%	
Refund of Overpayments		1,431,293.34	1,417,122.12	18,497,005.28	12,829,706.21	-	32,743,833.61	32,755,125.50	-	32,755,125.50	31,312,540.27	2188%	Includes deposit from Prior year 's Income
Refund of excess Petty cash and other various refunds		49,030.45	48,545.00	1,181,364.43	68.44	-	1,229,977.87	48,613.44	-	48,613.44	1,180,947.42	2409%	
Refund of unutilized Fund Transfers		2,447,271.92	3,331,464.36	10,288.00	-	-	3,341,752.36	3,370,794.76	-	3,370,794.76	894,480.45	37%	Includes deposit from Prior year 's Income
Refund of Advance Payment		339,029.37	335,672.64	-	428,140.31		763,812.95	763,812.95	-	763,812.95	424,783.58	125%	
Disallowances	10305010	7,182,114.04	2,898,463.42	4,387,887.62	13,117,944.60	-	20,404,295.64	20,382,199.04	-	20,382,199.04	13,222,181.60	184%	Refund of disallowances
Performance Bond/Retention Fee	20401040	280,270.00	117,518.16	972,390.41	1,645,042.39	-	2,734,950.96	2,499,271.30	235,679.66	2,734,950.96	2,454,680.96	876%	
Proceed from Sale of Bid Docs	20401010	1,833,707.28	1,815,551.76	1,410,979.00	-		3,226,530.76	3,226,530.76	-	3,226,530.76	1,392,823.48	76%	
Others (e.g. AWOP)													
Accumulated/Surplus Deficit		84,232.84	83,398.85	41,131.85	11,066.46		135,597.16	135,597.16	-	135,597.16	51,364.32	61%	
Basic Salary - Civilian		108,897.24	107,819.05	102,491.39	22,938.64		233,249.08	233,249.08	-	233,249.08	124,351.84	114%	

QUARTERLY REPORT OF REVENUE AND OTHER RECEIPTS
As at the Quarter Ending September 30, 2021

Department : Department of Public Works and Highways
 Agency/Entity :
 Operating Unit : Nationwide
 Organization Code (UACS) :
 Fund Cluster : 01 - REGULAR AGENCY FUND

Classification/Sources of Revenue and Other Receipts	UACS Code	REVENUE TARGET (Annual) per BESF	Actual Revenue and Other Receipts Collections					Cumulative Remittance/Deposits to Date			Variance		Remarks
			1st Quarter	2nd Quarter	3rd Quarter	4th Quarter	TOTAL	Remittance to BTr	Deposited with AGDB	Total	Amount	%	
1	2	3	4	5	6	7	8=(4+5+6+7)	9	10	11=(9+10)	12=(8-3)	13=(12/3)	14
Salaries and Wages - Casual/Contractual		6,727.42	6,660.81	-	-		6,660.81	6,660.81	-	6,660.81	(66.61)	-1%	
Water Expenses		862.65	854.11	2,444.02	-		3,298.13	3,298.13	-	3,298.13	2,435.48	282%	
Electricity Expenses		6,401.72	6,338.34	8,988.17	3,069.51		18,396.02	18,396.02	-	18,396.02	11,994.30	187%	
Other General Services		2,020.00	2,000.00	-	-		2,000.00	2,000.00	-	2,000.00	(20.00)	-1%	
Advances to Special Disbursing Officer		74,514.23		74,514.23	292,879.50		367,393.73	367,393.73	-	367,393.73	292,879.50	393%	
Due to Regional Offices		1,492,467.39		1,492,467.39			1,492,467.39	1,492,467.39	-	1,492,467.39	-	0%	
Restoration Fees		42,923.99	42,499.00	7,200.00	62,776.18		112,475.18	112,475.18	-	112,475.18	69,551.19	162%	
Payment of JO for personal call		2,026.93	2,006.86	-	-		2,006.86	2,006.86	-	2,006.86	(20.07)	-1%	
Registration Fees		10,641.74	10,536.38	(10,536.38)	-		-	-	-	-	(10,641.74)	-100%	
Filing Fees		17,170.00	17,000.00	-	-		17,000.00	17,000.00	-	17,000.00	(170.00)	-1%	
Sale of Accountable Forms		500.00		500.00	300.00		800.00	800.00	-	800.00	300.00	60%	
Refund due to QAU Findings		1,101,982.66	1,091,071.94	-	-		1,091,071.94	1,091,071.94	-	1,091,071.94	(10,910.72)	-1%	
(Refund of Riprap RROW)		51,234.25	-	-	51,234.25		51,234.25	51,234.25	-	51,234.25	-	0%	

QUARTERLY REPORT OF REVENUE AND OTHER RECEIPTS
As at the Quarter Ending September 30, 2021

Department : Department of Public Works and Highways
 Agency/Entity :
 Operating Unit : Nationwide
 Organization Code (UACS) :
 Fund Cluster : 01 - REGULAR AGENCY FUND

Classification/Sources of Revenue and Other Receipts	UACS Code	REVENUE TARGET (Annual) per BESF	Actual Revenue and Other Receipts Collections					Cumulative Remittance/Deposits to Date			Variance		Remarks
			1st Quarter	2nd Quarter	3rd Quarter	4th Quarter	TOTAL	Remittance to BTr	Deposited with AGDB	Total	Amount	%	
1	2	3	4	5	6	7	8=(4+5+6+7)	9	10	11=(9+10)	12=(8-3)	13=(12/3)	14
A.2.2 Non-Cash Receipts													
Collections effected through outright deductions from claims													
Overpayment of expenses		599.94	594.00	55,635.68	290,583.61	-	346,813.29	346,813.29	-	346,813.29	346,213.35	57708%	
Disallowances	10305010	1,369,227.43	1,355,670.72	2,637,910.16	992,144.93	-	4,985,725.81	4,862,324.77	-	4,862,324.77	3,616,498.38	264%	
Refund of Cash Advances		4,333,466.30	-	4,333,466.30	-		4,333,466.30	4,333,466.30	-	4,333,466.30	-	0%	
Refund for unreturned smartphones		37,606.94	-	37,606.94	-		37,606.94	37,606.94	-	37,606.94	-	0%	
Restitution of loss		57,711.40	57,140.00	(47,190.00)	6,200.00	-	16,150.00	16,150.00	-	16,150.00	(41,561.40)	-72%	
TOTAL		323,517,112.89	178,376,469.81	205,714,648.99	197,815,733.78	-	581,906,852.58	567,994,085.90	246,471.22	568,240,557.12	258,389,739.69	80%	

QUARTERLY REPORT OF REVENUE AND OTHER RECEIPTS
As at the Quarter Ending September 30, 2021

Department : Department of Public Works and Highways
 Agency/Entity :
 Operating Unit : Nationwide
 Organization Code (UACS) :
 Fund Cluster : 02 - FOREIGN ASSISTED PROJECT FUNDS

Classification/Sources of Revenue and Other Receipts	UACS Code	REVENUE TARGET (Annual) per BESF	Actual Revenue and Other Receipts Collections					Cumulative Remittance/Deposits to Date			Variance		Remarks
			1st Quarter	2nd Quarter	3rd Quarter	4th Quarter	TOTAL	Remittance to BTr	Deposited with AGDB	Total	Amount	%	
1	2	3	4	5	6	7	8=(4+5+6+7)	9	10	11=(9+10)	12=(8-3)	13=(12/3)	14
B. Foreign-Assisted Project Fund (Fund Cluster Code 02)													
B.1. Revenue Collections													
B.1.1 Cash Revenue													
Tax													
Non-Tax													
Interest Income	40202210	314,843.44	2,696.90	52,919.13	34,657.88	-	90,273.91	80,771.62	-	80,771.62	(224,569.53)	-71%	Includes Deposits from Prior Year's Income
B.1.2 Non-Cash Revenue													
Tax													
Non-Tax													
Collections effected through outright deductions from claims													
Miscellaneous Income (e.g., liquidated damages)	40609990	95.19	8,607.45	-	25,383.92	-	33,991.37	10,007.45	-	10,007.45	33,896.18	#####	
B.2. Non-Revenue Collections/Other Receipts													
B.2.1 Cash Receipts													
Others													
Due to BIR		2,368,293.26		2,368,293.26			2,368,293.26	2,368,293.26		2,368,293.26	-	0%	
TOTAL		2,683,231.89	11,304.35	2,421,212.39	60,041.80	-	2,492,558.54	2,459,072.33	-	2,459,072.33	(190,673.35)	-7%	

[illegible]

QUARTERLY REPORT OF REVENUE AND OTHER RECEIPTS
As at the Quarter ending September 30, 2021

Department : Department of Public Works and Highways
 Agency/Entity :
 Operating Unit : Nationwide
 Organization Code (UACS) :
 Fund Cluster : 06 BUSINESS RELATED FUNDS (Revolving Funds)

Classification/Sources of Revenue and Other Receipts	UACS Code	REVENUE TARGET (Annual) per BESF	Actual Revenue and Other Receipts Collections					Cumulative Remittance/Deposits to Date			Variance		Remarks
			1st Quarter	2nd Quarter	3rd Quarter	4th Quarter	TOTAL	Remittance to BTr	Deposited with AGDB	Total	Amount	%	
1	2	3	4	5	6	7	8=(4+5+6+7)	9	10	11=(9+10)	12=(8-3)	13=(12/3)	14
F. Business Related Funds/Revolving Funds (Fund Cluster Code 06)													
F.1. Revenue Collections													
F.1.1 Cash Revenue													
Income from Hostels/Dormitories and Other Like Facilities	40202130	4,599,221.49	322,692.00	298,814.46	153,750.00	-	775,256.46	191,904.75	436,100.00	628,004.75	(3,823,965.03)	-83%	
TOTAL		4,599,221.49	322,692.00	298,814.46	153,750.00	-	775,256.46	191,904.75	436,100.00	628,004.75	(3,823,965.03)	-83%	

QUARTERLY REPORT OF REVENUE AND OTHER RECEIPTS
As at the Quarter Ending September 30, 2021

Department : Department of Public Works and Highways
 Agency/Entity :
 Operating Unit : Nationwide
 Organization Code (UACS) :
 Fund Cluster : Cluster 07 - TRUST RECEIPTS

Classification/Sources of Revenue and Other Receipts	UACS Code	REVENUE TARGET (Annual) per BESF	Actual Revenue and Other Receipts Collections					Cumulative Remittance/Deposits to Date			Variance		Remarks
			1st Quarter	2nd Quarter	3rd Quarter	4th Quarter	TOTAL	Remittance to BTr	Deposited with AGDB	Total	Amount	%	
1	2	3	4	5	6	7	8=(4+5+6+7)	9	10	11=(9+10)	12=(8-3)	13=(12/3)	14
G. Trust Receipts (Fund Cluster Code 07)													
G.1. Inter-Agency Transferred Funds (IATF) Deposited with the National Treasury													
Due to NGAs	20201050	3,520,796,939.54	5,149,968,742.04	4,577,463,640.21	(280,435,278.37)	-	9,446,997,103.88	9,356,997,103.88	-	9,356,997,103.88	5,926,200,164.34	168%	Fund transfer for the implementation of project/ Due to LGUs includes deposit to BTr previously deposited to AGDB
Due to CO	20301010	427,757,077.89	82,920,580.92	782,065,513.37	46,300,429.21	-	911,286,523.50	911,286,523.50	-	911,286,523.50	483,529,445.61	113%	
Due to LGUs		340,000.00	-	340,000.00	-	-	340,000.00	38,034,906.00	-	38,034,906.00	-	0%	
Due to Operating Units	20301040	10,806,500.00	7,795,000.00	2,550,000.00	(5,683,900.00)	-	4,661,100.00	4,661,100.00	-	4,661,100.00	(6,145,400.00)	-57%	
Due to Regional Office	20301030	285,000.00	525,000.00	230,000.00	30,000.00	-	785,000.00	785,000.00	-	785,000.00	500,000.00	175%	
Due to GOCCs		9,701,209.76	-	9,701,209.76	-	-	9,701,209.76	9,701,209.76	-	9,701,209.76	-	0%	
Due to SUCs		71,003,000.00	70,300,000.00	-	-	-	70,300,000.00	70,300,000.00	-	70,300,000.00	(703,000.00)	-1%	
G.2. Other Trust Receipts Deposited with the National Treasury													
Permit Fees	40201010	46,857.24	-	-	46,857.24	-	46,857.24	46,857.24	-	46,857.24	-	0%	
Supervision and Regulation Enforcement Fee	40201070	9,300,967.20	2,053,597.38	8,299,459.09	2,014,229.59	-	12,367,286.06	12,367,286.06	-	12,367,286.06	3,066,318.86	33%	Includes Excavation Fee
Fines and Penalties	40201140	10,120.88	10,020.67	2,590.00	-	-	12,610.67	12,610.67	-	12,610.67	2,489.79	25%	

QUARTERLY REPORT OF REVENUE AND OTHER RECEIPTS
As at the Quarter Ending September 30, 2021

FAR No. 5

Department : Department of Public Works and Highways
Agency/Entity :
Operating Unit : Nationwide
Organization Code (UACS) :
Fund Cluster : Cluster 07 - TRUST RECEIPTS

Classification/Sources of Revenue and Other Receipts	UACS Code	REVENUE TARGET (Annual) per BESF	Actual Revenue and Other Receipts Collections					Cumulative Remittance/Deposits to Date			Variance		Remarks
			1st Quarter	2nd Quarter	3rd Quarter	4th Quarter	TOTAL	Remittance to BTr	Deposited with AGDB	Total	Amount	%	
1	2	3	4	5	6	7	8=(4+5+6+7)	9	10	11=(9+10)	12=(8-3)	13=(12/3)	14
Other Service Income	40201990	3,308,760,000.00	1,203,043.79	265,430.00	702,036.22		2,170,510.01	2,170,510.01	-	2,170,510.01	(3,306,589,489.99)	-100%	Concession Fee for CALAX as payment in full for the second tranche
Interest Income	40202210	19,947.39	18,620.50	4,550.51	44,234.32	-	67,405.33	66,045.19	-	66,045.19	47,457.94	238%	
Miscellaneous Income	40609990	1,330,227.78	111,319.32	154,466.28	-	-	265,785.60	265,785.60	-	265,785.60	(1,064,442.18)	-80%	
Proceeds from sale of bid documents	20401010	959,683,434.63	536,329,047.73	179,431,997.00	83,290,615.79	-	799,051,660.52	807,006,286.52	-	807,006,286.52	(160,631,774.11)	-17%	Includes Deposit from Prior Year's Collection
Due from Operating Units	10304040	23,269,020.26	-	800.00	6,391,028.39	-	6,391,828.39	6,391,828.39	-	6,391,828.39	(16,877,191.87)	-73%	Refund from unutilized fund transfers
Due from Regional Office	10304030	16,076,316.45	-	-	16,076,316.45	-	16,076,316.45	16,076,316.45	-	16,076,316.45	-	0%	
Retention Fee	20401040	1,578,043.40	438,035.23	114,527.07	7,238.26	-	559,800.56	559,800.56	-	559,800.56	(1,018,242.84)	-65%	
Performance Bond	20401040	19,920,886.30	2,862,836.24	1,707,791.32	1,768,053.53	-	6,338,681.09	6,338,681.09	-	6,338,681.09	(13,582,205.21)	-68%	
Cash Bonds	20401040	6,962,243.08	581,367.70	157,980.90	557,511.82	-	1,296,860.42	1,180,536.42	-	1,180,536.42	(5,665,382.66)	-81%	Includes Deposit from Prior Year's Collection
Others (Please specify)													
Restoration fees		39,351.67	38,962.05	-	39,435.87		78,397.92	78,397.92	-	78,397.92	39,046.25	99%	Deposit from Prior Year's Income
Various refund		49,995.00	49,500.00	-	-		49,500.00	49,500.00	-	49,500.00	(495.00)	-1%	


QUARTERLY REPORT OF REVENUE AND OTHER RECEIPTS
As at the Quarter Ending September 30, 2021

FAR No. 5


Department : Department of Public Works and Highways
Agency/Entity :
Operating Unit : Nationwide
Organization Code (UACS) :
Fund Cluster : Cluster 07 - TRUST RECEIPTS

Classification/Sources of Revenue and Other Receipts	UACS Code	REVENUE TARGET (Annual) per BESF	Actual Revenue and Other Receipts Collections					Cumulative Remittance/Deposits to Date			Variance		Remarks
			1st Quarter	2nd Quarter	3rd Quarter	4th Quarter	TOTAL	Remittance to BTr	Deposited with AGDB	Total	Amount	%	
1	2	3	4	5	6	7	8=(4+5+6+7)	9	10	11=(9+10)	12=(8-3)	13=(12/3)	14
G.3. Trust Receipts Deposited with Authorized Government Depository Banks (AGDB)													
Proceeds from sale of bid documents	20401010	959,683,434.63	305,125,731.54	130,327,870.00	113,039,438.60	-	548,493,040.14	-	528,592,531.49	528,592,531.49	(411,190,394.49)	-43%	
Supervision Fee	40201070	44,867.40	44,423.17	103,256.40	235,799.78	-	383,479.35	-	383,479.35	383,479.35	338,611.95	755%	
Interest Income	40202210	22,096.99	3,909.32	4,730.51	4,649.78	-	13,289.61	-	13,289.61	13,289.61	(8,807.38)	-40%	
Proceeds from Insurance/Indemnities	40609010	271,303.23	496,750.00	-	11,472.04	-	508,222.04	-	508,222.04	508,222.04	236,918.81	87%	
Performance Bond	20401040	300,148.84	168,145.20	128,279.05	14,548.91	-	310,973.16	-	310,973.16	310,973.16	10,824.32	4%	
Due to CO	20301010	1,129,997,766.71	368,687,534.95	397,892,997.56	1,100,306,198.42	-	1,866,886,730.93	-	1,803,624,572.71	1,803,624,572.71	736,888,964.22	65%	Fund transfer for the implementation of project
Due to NGAs	20201050	569,267,335.38	73,225,511.64	156,475,493.73	147,985,575.42	-	377,686,580.79	-	377,686,580.79	377,686,580.79	(191,580,754.59)	-34%	
Cash Bonds	20401040	288,746.88	285,888.00	344,155.52	248,794.76	-	878,838.28	-	839,338.28	839,338.28	590,091.40	204%	
TOTAL		11,076,558,497.27	6,603,243,567.39	6,247,766,738.28	1,232,995,286.03	-	14,084,005,591.70	11,244,376,285.26	2,711,958,987.43	13,956,335,272.69	3,007,447,094.43	27%	

Certified Correct:


PUNO, MARY ANTOINETTE Z.
DEPARTMENT CHIEF ACCOUNTANT
Date: 10/27/21

Approved By:


CUARESMA, GENEVIEVE E.
OFFICER-IN-CHARGE, OFFICE OF THE DIRECTOR, FINANCE SERVICE
Date: 10/27/21

QUARTERLY REPORT OF REVENUE AND OTHER RECEIPTS
As at the Quarter Ending June 30, 2021

Department : Department of Public Works and Highways
 Agency/Entity :
 Operating Unit : Nationwide
 Organization Code (UACS) :
 Fund Cluster : 01 - REGULAR AGENCY FUND

Classification/Sources of Revenue and Other Receipts	UACS Code	REVENUE TARGET (Annual) per BESF	Actual Revenue and Other Receipts Collections					Cumulative Remittance/Deposits to Date			Variance		Remarks
			1st Quarter	2nd Quarter	3rd Quarter	4th Quarter	TOTAL	Remittance to BTr	Deposited with AGDB	Total	Amount	%	
1	2	3	4	5	6	7	8=(4+5+6+7)	9	10	11=(9+10)	12=(8-3)	13=(12/3)	14
A. Regular Agency Fund (Fund Cluster Code 01)													
A.1. Revenue Collections													
A.1.1 Cash Revenue													
Non-Tax													
Permit Fees	40201010	185,804.11	80,356.59	147,191.95	-	-	227,548.54	226,948.54	-	226,948.54	41,744.43	22%	
Clearance Fee	40201040	371,755.37	76,008.00	27,627.25	-	-	103,635.25	103,635.25	-	103,635.25	(268,120.12)	-72%	
Certification Fee	40201040	187,350.95	7,390.00	960.00	-	-	8,350.00	8,350.00	-	8,350.00	(179,000.95)	-96%	
Processing Fees	40201130	557,904.33	16,575.00	25,153.17	-	-	41,728.17	27,178.17	-	27,178.17	(516,176.16)	-93%	
Verification and Authentication Fees	40201110	1,707,631.18	530,990.00	332,110.00	-	-	863,100.00	863,100.00	-	863,100.00	(844,531.18)	-49%	Accreditation Fees/Includes deposit from Prior Year's Income
Supervision and Regulation Enforcement Fee	40201070	12,076,899.37	2,235,125.39	2,024,585.69	-	-	4,259,711.08	3,799,343.48	3,361.31	3,802,704.79	(7,817,188.29)	-65%	Includes Excavation Fee/Includes deposit from prior year's income
Other Service Income	40201990	204,103,436.01	88,179,686.15	106,806,592.41	-	-	194,986,278.56	189,143,404.87	-	189,143,404.87	(9,117,157.45)	-4%	Material Testing Fees
Rent/Lease Income	40202050	835,718.52	288,000.00	208,948.00	-	-	496,948.00	480,608.00	-	480,608.00	(338,770.52)	-41%	Equipment rental
Interest Income	40202210	268,593.22	204,800.48	20,744.64	-	-	225,545.12	9,302.28	768.89	10,071.17	(43,048.10)	-16%	
Other Business Income	40202990	115,735.45	26,400.00	10,200.00	-	-	36,600.00	36,600.00	-	36,600.00	(79,135.45)	-68%	Income from sale of books/manuals
Income from Hostels/Dormitories and Other Like Facilities	40202130	239,927.52	300.00	450.00	-	-	750.00	750.00	-	750.00	(239,177.52)	-100%	

QUARTERLY REPORT OF REVENUE AND OTHER RECEIPTS
As at the Quarter Ending June 30, 2021

Department : Department of Public Works and Highways
Agency/Entity :
Operating Unit : Nationwide
Organization Code (UACS) :
Fund Cluster : 01 - REGULAR AGENCY FUND

Classification/Sources of Revenue and Other Receipts	UACS Code	REVENUE TARGET (Annual) per BESF	Actual Revenue and Other Receipts Collections					Cumulative Remittance/Deposits to Date			Variance		Remarks
			1st Quarter	2nd Quarter	3rd Quarter	4th Quarter	TOTAL	Remittance to BTr	Deposited with AGDB	Total	Amount	%	
1	2	3	4	5	6	7	8=(4+5+6+7)	9	10	11=(9+10)	12=(8-3)	13=(12/3)	14
Gain on Sale of Unserviceable Property	40501130	9,701,476.21	2,031,686.33	1,721,058.58	-	-	3,752,744.91	3,737,344.91	-	3,737,344.91	(5,948,731.30)	-61%	Includes proceeds from sale of valueless records/Sale of Scrap materials
Miscellaneous Income	40609990	12,641,036.21	5,326,176.70	8,612,503.68	-	-	13,938,680.38	14,722,666.41	-	14,722,666.41	1,297,644.17	10%	Liquidated damages
A.1.2 Non-Cash Revenue													
Non-Tax													
Collections effected through outright deductions from claims													
Fines and Penalties - Service Income	40201140	7,875.14	-	7,797.17	-		7,797.17	7,797.17	-	7,797.17	(77.97)	-1%	Includes deposit from prior year's income
Miscellaneous Income (e.g., liquidated damages)	40609990	37,923,108.63	50,715,635.19	38,858,111.43	-	-	89,573,746.62	89,345,883.38	-	89,345,883.38	51,650,637.99	136%	Liquidated Damages/Includes deposit from Prior year 's Miscellaneous Income
A.2. Non-Revenue Collections/Other Receipts													
A.2.1 Cash Receipts													
Refund of Cash Advances		4,327,650.53	9,850,573.95	692,021.48	-	-	10,542,595.43	10,539,511.83	-	10,539,511.83	6,214,944.91	144%	
Refund of Overpayments		1,431,293.34	1,417,122.12	18,497,005.28	-	-	19,914,127.40	19,898,906.76	-	19,898,906.76	18,482,834.06	1291%	Includes deposit from Prior year 's Income

QUARTERLY REPORT OF REVENUE AND OTHER RECEIPTS
As at the Quarter Ending June 30, 2021

Department : Department of Public Works and Highways
Agency/Entity :
Operating Unit : Nationwide
Organization Code (UACS) :
Fund Cluster : 01 - REGULAR AGENCY FUND

Classification/Sources of Revenue and Other Receipts	UACS Code	REVENUE TARGET (Annual) per BESF	Actual Revenue and Other Receipts Collections					Cumulative Remittance/Deposits to Date			Variance		Remarks
			1st Quarter	2nd Quarter	3rd Quarter	4th Quarter	TOTAL	Remittance to BTr	Deposited with AGDB	Total	Amount	%	
1	2	3	4	5	6	7	8=(4+5+6+7)	9	10	11=(9+10)	12=(8-3)	13=(12/3)	14
Refund of excess Petty cash and other various refunds		49,030.45	48,545.00	1,181,364.43	-	-	1,229,909.43	48,545.00	-	48,545.00	1,180,878.98	2408%	
Refund of unutilized Fund Transfers		2,447,271.92	3,331,464.36	10,288.00	-	-	3,341,752.36	3,370,794.76	-	3,370,794.76	894,480.45	37%	Includes deposit from Prior year 's Income
Refund of Advance Payment		339,029.37	335,672.64	-			335,672.64	-	-	-	(3,356.73)	-1%	
Disallowances	10305010	7,182,114.04	3,066,746.03	4,387,887.62	-	-	7,454,633.65	7,286,351.04	-	7,286,351.04	272,519.61	4%	Refund of disallowances
Restitution of loss		10,049.50	9,950.00	-	-	-	9,950.00	9,950.00	-	9,950.00	(99.50)	-1%	
Performance Bond	20401040	280,270.00	117,518.16	972,390.41	-	-	1,089,908.57	878,533.75	211,374.82	1,089,908.57	809,638.57	289%	
Proceed from Sale of Bid Docs	20401010	1,833,707.28	1,815,551.76	1,410,979.00			3,226,530.76	3,226,530.76	-	3,226,530.76	1,392,823.48	76%	
Others (e.g. AWOP)													
Accumulated/Surplus Deficit		84,232.84	83,398.85	41,131.85			124,530.70	124,530.70	-	124,530.70	40,297.86	48%	
Basic Salary - Civilian		108,897.24	107,819.05	102,491.39			210,310.44	210,310.44	-	210,310.44	101,413.20	93%	
Salaries and Wages - Casual/Contractual		6,727.42	6,660.81	-			6,660.81	6,660.81	-	6,660.81	(66.61)	-1%	
Water Expenses		862.65	854.11	2,444.02			3,298.13	3,298.13	-	3,298.13	2,435.48	282%	
Electricity Expenses		6,401.72	6,338.34	8,988.17			15,326.51	15,326.51	-	15,326.51	8,924.79	139%	
Other General Services		2,020.00	2,000.00	-			2,000.00	2,000.00	-	2,000.00	(20.00)	-1%	
Advances to Special Disbursing Officer		74,514.23		74,514.23			74,514.23	74,514.23	-	74,514.23	-	0%	

QUARTERLY REPORT OF REVENUE AND OTHER RECEIPTS
As at the Quarter Ending June 30, 2021

Department : Department of Public Works and Highways
Agency/Entity :
Operating Unit : Nationwide
Organization Code (UACS) :
Fund Cluster : 01 - REGULAR AGENCY FUND

Classification/Sources of Revenue and Other Receipts	UACS Code	REVENUE TARGET (Annual) per BESF	Actual Revenue and Other Receipts Collections					Cumulative Remittance/Deposits to Date			Variance		Remarks
			1st Quarter	2nd Quarter	3rd Quarter	4th Quarter	TOTAL	Remittance to BTr	Deposited with AGDB	Total	Amount	%	
1	2	3	4	5	6	7	8=(4+5+6+7)	9	10	11=(9+10)	12=(8-3)	13=(12/3)	14
Due to Regional Offices		1,492,467.39		1,492,467.39			1,492,467.39	1,492,467.39	-	1,492,467.39	-	0%	
Refund due to QAU Findings		1,101,982.66	1,091,071.94	-			1,091,071.94	1,091,071.94	-	1,091,071.94	(10,910.72)	-1%	
Restoration Fees		42,923.99	42,499.00	7,200.00			49,699.00	20,000.00	-	20,000.00	6,775.01	16%	
Payment of JO for personal call		2,026.93	2,006.86	-			2,006.86	2,006.86	-	2,006.86	(20.07)	-1%	
Filing Fees		17,170.00	17,000.00	-			17,000.00	17,000.00	-	17,000.00	(170.00)	-1%	
Sale of Accountable Forms		500.00		500.00			500.00	500.00	-	500.00	-	0%	
A.2.2 Non-Cash Receipts													
Collections effected through outright deductions from claims													
Overpayment of expenses		599.94	594.00	55,635.68	-	-	56,229.68	53,729.68	-	53,729.68	55,629.74	9273%	
Disallowances	10305010	1,199,261.99	1,187,388.11	2,590,720.16	-	-	3,778,108.27	3,893,580.88	-	3,893,580.88	2,578,846.28	215%	
Refund of Cash Advances		4,333,466.30		4,333,466.30			4,333,466.30	4,333,466.30	-	4,333,466.30	-	0%	
Refund for unreturned smartphones		37,606.94		37,606.94			37,606.94	37,606.94	-	37,606.94	-	0%	
Restitution of loss		47,661.90	47,190.00	-	-	-	47,190.00	-	-	-	(471.90)	-1%	
Others (e.g. AWOP)											-		
Testing Fees		6,222,481.74	6,160,873.01	11,022,049.05	-		17,182,922.06	17,182,922.06	-	17,182,922.06	10,960,440.32	176%	
TOTAL		329,518,394.95	178,478,504.31	205,714,648.99	-	-	384,193,153.30	376,333,029.23	215,505.02	376,548,534.25	54,674,758.35	17%	

QUARTERLY REPORT OF REVENUE AND OTHER RECEIPTS
As at the Quarter Ending June 30, 2021

Department : Department of Public Works and Highways
 Agency/Entity :
 Operating Unit : Nationwide
 Organization Code (UACS) :
 Fund Cluster : 02 - FOREIGN ASSISTED PROJECT FUNDS

Classification/Sources of Revenue and Other Receipts	UACS Code	REVENUE TARGET (Annual) per BESF	Actual Revenue and Other Receipts Collections					Cumulative Remittance/Deposits to Date			Variance		Remarks
			1st Quarter	2nd Quarter	3rd Quarter	4th Quarter	TOTAL	Remittance to BTr	Deposited with AGDB	Total	Amount	%	
1	2	3	4	5	6	7	8=(4+5+6+7)	9	10	11=(9+10)	12=(8-3)	13=(12/3)	14
B. Foreign-Assisted Project Fund (Fund Cluster Code 02)													
B.1. Revenue Collections													
B.1.1 Cash Revenue													
Tax													
Non-Tax													
Interest Income	40202210	314,843.44	2,696.90	52,919.13	-	-	55,616.03	75,207.65	-	75,207.65	(259,227.41)	-82%	Includes Deposits from Prior Year's Income
B.1.2 Non-Cash Revenue													
Tax													
Non-Tax													
Collections effected through outright deductions from claims													
Miscellaneous Income (e.g., liquidated damages)	40609990	95.19	8,607.45	-	-	-	8,607.45	8,607.45	-	8,607.45	8,512.26	8942%	
B.2. Non-Revenue Collections/Other Receipts													
B.2.1 Cash Receipts													
Others													
Due to BIR		2,368,293.26		2,368,293.26			2,368,293.26	2,368,293.26		2,368,293.26	-	0%	
TOTAL		2,683,231.89	11,304.35	2,421,212.39	-	-	2,432,516.74	2,452,108.36	-	2,452,108.36	(250,715.15)	-9%	

QUARTERLY REPORT OF REVENUE AND OTHER RECEIPTS
As at the Quarter Ending June 30, 2021

Department : Department of Public Works and Highways
 Agency/Entity :
 Operating Unit : Nationwide
 Organization Code (UACS) :
 Fund Cluster : 03 - Special Accounts - Locally Funded

Classification/Sources of Revenue and Other Receipts	UACS Code	REVENUE TARGET (Annual) per BESF	Actual Revenue and Other Receipts Collections					Cumulative Remittance/Deposits to Date			Variance		Remarks
			1st Quarter	2nd Quarter	3rd Quarter	4th Quarter	Total	Remittance to BTr	Deposited with AGDB	Total	Amount	%	
1	2	3	4	5	6	7	8=(4+5+6+7)	9	10	11=(9+10)	12=(8-3)	13=(12/3)	14
C. Special Account-Locally Funded/Domestic Grants Fund (Fund Cluster Code 03)													
C.2. Non-Revenue Collections/Other Receipts													
C.2.1 Cash Receipts													
Refund of Overpayments		3,422.50	-	3,422.50	-	-	3,422.50	3,422.50	-	3,422.50	-	0%	
Refund from Inter-Agency Fund Transfers		9,209.10	405,094.48	40,063.37	-	-	445,157.85	445,157.85	-	445,157.85	435,948.75	4734%	
TOTAL		12,631.60	405,094.48	43,485.87	-	-	448,580.35	448,580.35	-	448,580.35	435,948.75	3451%	

QUARTERLY REPORT OF REVENUE AND OTHER RECEIPTS
As at the Quarter June 30, 2021

Department : Department of Public Works and Highways
 Agency/Entity :
 Operating Unit : Nationwide
 Organization Code (UACS) :
 Fund Cluster : 06 BUSINESS RELATED FUNDS (Revolving Funds)

Classification/Sources of Revenue and Other Receipts	UACS Code	REVENUE TARGET (Annual) per BESF	Actual Revenue and Other Receipts Collections					Cumulative Remittance/Deposits to Date			Variance		Remarks
			1st Quarter	2nd Quarter	3rd Quarter	4th Quarter	TOTAL	Remittance to BTr	Deposited with AGDB	Total	Amount	%	
1	2	3	4	5	6	7	8=(4+5+6+7)	9	10	11=(9+10)	12=(8-3)	13=(12/3)	14
F. Business Related Funds/Revolving Funds (Fund Cluster Code 06)													
F.1. Revenue Collections													
F.1.1 Cash Revenue													
Income from Hostels/Dormitories and Other Like Facilities	40202130	4,599,221.49	206,742.00	298,814.46	-	-	505,556.46	176,904.75	307,600.00	484,504.75	(4,093,665.03)	-89%	
TOTAL		4,599,221.49	206,742.00	298,814.46	-	-	505,556.46	176,904.75	307,600.00	484,504.75	(4,093,665.03)	-89%	

QUARTERLY REPORT OF REVENUE AND OTHER RECEIPTS
As at the Quarter Ending June 30, 2021

FAR No. 5

Department : Department of Public Works and Highways
Agency/Entity :
Operating Unit : Nationwide
Organization Code (UACS) :
Fund Cluster : Cluster 07 - TRUST RECEIPTS

Classification/Source s of Revenue and Other Receipts	UACS Code	REVENUE TARGET (Annual) per BESF	Actual Revenue and Other Receipts Collections					Cumulative Remittance/Deposits to Date			Variance		Remarks
			1st Quarter	2nd Quarter	3rd Quarter	4th Quarter	TOTAL	Remittance to BTr	Deposited with AGDB	Total	Amount	%	
1	2	3	4	5	6	7	8=(4+5+6+7)	9	10	11=(9+10)	12=(8-3)	13=(12/3)	14
G. Trust Receipts (Fund Cluster Code 07)													
G.1. Inter-Agency Transferred Funds (IATF) Deposited with the National Treasury													
Due to NGAs	20201050	3,520,796,939.54	5,149,968,742.04	4,577,463,640.21	-	-	9,727,432,382.25	9,209,670,953.88	-	9,209,670,953.88	6,206,635,442.71	176%	Fund transfer for the implementation of project
Due to CO	20301010	427,757,077.89	82,920,580.92	782,065,513.37	-	-	864,986,094.29	864,986,094.29	-	864,986,094.29	437,229,016.40	102%	
Due to LGUs		340,000.00		340,000.00			340,000.00	38,034,906.00	-	38,034,906.00	-	0%	
Due to Operating Units	20301040	10,806,500.00	7,795,000.00	2,550,000.00	-	-	10,345,000.00	10,345,000.00	-	10,345,000.00	(461,500.00)	-4%	
Due to Regional Office	20301030	285,000.00	525,000.00	230,000.00	-	-	755,000.00	755,000.00	-	755,000.00	470,000.00	165%	
Due to GOCCs		9,701,209.76		9,701,209.76			9,701,209.76	9,701,209.76	-	9,701,209.76	-	0%	
Due to SUCs		71,003,000.00	70,300,000.00				70,300,000.00	70,300,000.00	-	70,300,000.00	(703,000.00)	-1%	
G.2. Other Trust Receipts Deposited with the National Treasury													
Supervision and Regulation Enforcement Fee	40201070	9,300,967.20	2,053,597.38	8,299,459.09	-	-	10,353,056.47	10,286,249.84	-	10,286,249.84	1,052,089.27	11%	Includes Excavation Fee
Fines and Penalties	40201140	10,120.88	10,020.67	2,590.00			12,610.67	12,610.67	-	12,610.67	2,489.79	25%	

QUARTERLY REPORT OF REVENUE AND OTHER RECEIPTS
As at the Quarter Ending June 30, 2021

Department : Department of Public Works and Highways

Agency/Entity :

Operating Unit : Nationwide

Organization Code (UACS) :

Fund Cluster : Cluster 07 - TRUST RECEIPTS

Classification/Source s of Revenue and Other Receipts	UACS Code	REVENUE TARGET (Annual) per BESF	Actual Revenue and Other Receipts Collections					Cumulative Remittance/Deposits to Date			Variance		Remarks
			1st Quarter	2nd Quarter	3rd Quarter	4th Quarter	TOTAL	Remittance to BTr	Deposited with AGDB	Total	Amount	%	
1	2	3	4	5	6	7	8=(4+5+6+7)	9	10	11=(9+10)	12=(8-3)	13=(12 /3)	14
Other Service Income	40201990	3,308,760,000.00	1,203,043.79	265,430.00	-		1,468,473.79	1,377,573.79	-	1,377,573.79	(3,307,291,526.21)	-100%	Concession Fee for CALAX as payment in full for the second tranche
Interest Income	40202210	19,947.39	18,620.50	4,550.51	-	-	23,171.01	17,351.06	-	17,351.06	3,223.62	16%	
Miscellaneous Income	40609990	1,330,227.78	111,319.32	154,466.28	-	-	265,785.60	265,785.60	-	265,785.60	(1,064,442.18)	-80%	
Proceeds from sale of bid documents	20401010	959,683,434.63	536,329,047.73	179,431,997.00	-	-	715,761,044.73	679,927,414.63	-	679,927,414.63	(243,922,389.90)	-25%	Includes Deposit from Prior Year's Collection
Due from Operating Units	10304040	23,269,020.26	-	800.00	-	-	800.00	800.00	-	800.00	(23,268,220.26)	-100%	Refund from unutilized fund transfers
Retention Fee	20401040	1,578,043.40	438,035.23	114,527.07	-	-	552,562.30	160,876.28	-	160,876.28	(1,025,481.10)	-65%	
Performance Bond	20401040	19,920,886.30	2,862,836.24	1,707,791.32	-	-	4,570,627.56	4,570,627.56	-	4,570,627.56	(15,350,258.74)	-77%	
Cash Bonds	20401040	6,962,243.08	581,367.70	157,980.90	-	-	739,348.60	739,348.60	-	739,348.60	(6,222,894.48)	-89%	
Others (Please specify)													
Restoration fees		39,351.67	38,962.05	-			38,962.05	-	-	-	(389.62)	-1%	
Various refund		49,995.00	49,500.00	-			49,500.00	49,500.00	-	49,500.00	(495.00)	-1%	

QUARTERLY REPORT OF REVENUE AND OTHER RECEIPTS
As at the Quarter Ending June 30, 2021

Department : Department of Public Works and Highways
Agency/Entity :
Operating Unit : Nationwide
Organization Code (UACS) :
Fund Cluster : Cluster 07 - TRUST RECEIPTS

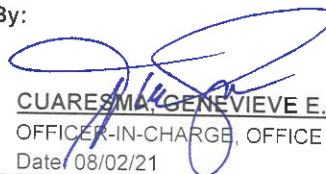
Classification/Source s of Revenue and Other Receipts	UACS Code	REVENUE TARGET (Annual) per BESF	Actual Revenue and Other Receipts Collections					Cumulative Remittance/Deposits to Date			Variance		Remarks
			1st Quarter	2nd Quarter	3rd Quarter	4th Quarter	TOTAL	Remittance to BTr	Deposited with AGDB	Total	Amount	%	
1	2	3	4	5	6	7	8=(4+5+6+7)	9	10	11=(9+10)	12=(8-3)	13=(12 /3)	14
G.3. Trust Receipts Deposited with Authorized Government Depository Banks (AGDB)													
Proceeds from sale of bid documents	20401010	959,683,434.63	305,125,731.54	130,327,870.00	-	-	435,453,601.54	5,994,500.00	447,076,903.71	453,071,403.71	(524,229,833.09)	-55%	
Supervision Fee	40201070	44,867.40	44,423.17	103,256.40	-	-	147,679.57	-	147,679.57	147,679.57	102,812.17	229%	
Interest Income	40202210	22,096.99	3,909.32	4,730.51	-	-	8,639.83	-	8,639.83	8,639.83	(13,457.16)	-61%	
Proceeds from Insurance/ Indemnities	40609010	271,303.23	496,750.00	-	-	-	496,750.00	-	496,750.00	496,750.00	225,446.77	83%	
Performance Bond	20401040	300,148.84	168,145.20	128,279.05	-	-	296,424.25	-	296,424.25	296,424.25	(3,724.59)	-1%	
Due to CO	20301010	1,129,997,766.71	368,687,534.95	397,892,997.56	-	-	766,580,532.51	-	426,246,861.67	426,246,861.67	(363,417,234.20)	-32%	Fund transfer for the implementation of project
Due to NGAs	20201050	569,267,335.38	73,225,511.64	156,475,493.73	-	-	229,701,005.37	-	136,817,928.94	136,817,928.94	(339,566,330.01)	-60%	
Cash Bonds	20401040	288,746.88	285,888.00	344,155.52	-	-	630,043.52	-	506,443.52	506,443.52	341,296.64	118%	
TOTAL		11,037,166,303.32	6,603,243,567.39	6,247,766,738.28	-	-	12,851,010,305.67	10,907,195,801.96	1,011,597,631.49	11,918,793,433.45	1,813,844,002.35	16%	

Certified Correct:



PUNO, MARY ANTOINETTE Z.
DEPARTMENT CHIEF ACCOUNTANT
Date: 08/02/21

Approved By:



CUARESMA, GENEVIEVE E.
OFFICER-IN-CHARGE, OFFICE OF THE DIRECTOR, FINANCE SERVICE
Date: 08/02/21

QUARTERLY REPORT OF REVENUE AND OTHER RECEIPTS
As at the Quarter Ending March 31, 2021

Department : Department of Public Works and Highways
Agency/Entity :
Operating Unit : Nationwide
Organization Code (UACS) :
Fund Cluster : 01 - REGULAR AGENCY FUND

Classification/Sources of Revenue and Other Receipts	UACS Code	REVENUE TARGET (Annual) per BESF	Actual Revenue and Other Receipts Collections					Cumulative Remittance/Deposits to Date			Variance		Remarks
			1st Quarter	2nd Quarter	3rd Quarter	4th Quarter	TOTAL	Remittance to BTr	Deposited with AGDB	Total	Amount	%	
1	2	3	4	5	6	7	8=(4+5+6+7)	9	10	11=(9+10)	12=(8-3)	13=(12/3)	14
A. Regular Agency Fund (Fund Cluster Code 01)													
A.1. Revenue Collections													
A.1.1 Cash Revenue													
Non-Tax													
Permit Fees	40201010	185,804.11	80,356.59	-	-	-	80,356.59	80,356.59	-	80,356.59	(105,447.52)	-57%	
Clearance Fee	40201040	371,755.37	76,008.00	-	-	-	76,008.00	76,008.00	-	76,008.00	(295,747.37)	-80%	
Certification Fee	40201040	187,350.95	7,390.00	-	-	-	7,390.00	7,390.00	-	7,390.00	(179,960.95)	-96%	
Processing Fees	40201130	557,904.33	16,575.00	-	-	-	16,575.00	16,575.00	-	16,575.00	(541,329.33)	-97%	
Verification and Authentication Fees	40201110	1,707,631.18	530,990.00	-	-	-	530,990.00	713,100.00	-	713,100.00	(1,176,641.18)	-69%	Accreditation Fees/Includes deposit from Prior Year's Income
Supervision and Regulation Enforcement Fee	40201070	12,076,899.37	2,235,125.39	-	-	-	2,235,125.39	2,328,527.58	-	2,328,527.58	(9,841,773.98)	-81%	Includes Excavation Fee/Includes deposit from prior year's income
Other Service Income	40201990	204,103,436.01	88,179,686.15	-	-	-	88,179,686.15	87,612,284.42	-	87,612,284.42	(115,923,749.86)	-57%	Material Testing Fees
Rent/Lease Income	40202050	835,718.52	288,000.00	-	-	-	288,000.00	288,000.00	-	288,000.00	(547,718.52)	-66%	Equipment rental
Interest Income	40202210	268,593.22	204,800.48	-	-	-	204,800.48	100,777.94	754.78	101,532.72	(63,792.74)	-24%	
Other Business Income	40202990	115,735.45	26,400.00	-	-	-	26,400.00	26,400.00	-	26,400.00	(89,335.45)	-77%	Income from sale of books/manuals
Income from Hostels/Dormitories and Other Like Facilities	40202130	239,927.52	300.00	-	-	-	300.00	300.00	-	300.00	(239,627.52)	-100%	

QUARTERLY REPORT OF REVENUE AND OTHER RECEIPTS
As at the Quarter Ending March 31, 2021

Department : Department of Public Works and Highways
Agency/Entity :
Operating Unit : Nationwide
Organization Code (UACS) :
Fund Cluster : 01 - REGULAR AGENCY FUND

Classification/Sources of Revenue and Other Receipts	UACS Code	REVENUE TARGET (Annual) per BESF	Actual Revenue and Other Receipts Collections					Cumulative Remittance/Deposits to Date			Variance		Remarks
			1st Quarter	2nd Quarter	3rd Quarter	4th Quarter	TOTAL	Remittance to BTr	Deposited with AGDB	Total	Amount	%	
1	2	3	4	5	6	7	8=(4+5+6+7)	9	10	11=(9+10)	12=(8-3)	13=(12/3)	14
Gain on Sale of Unserviceable Property	40501130	9,701,476.21	2,031,686.33	-	-	-	2,031,686.33	2,019,086.33	-	2,019,086.33	(7,669,789.88)	-79%	Includes proceeds from sale of valueless records
Miscellaneous Income (e.g., liquidated damages, proceeds from sale of unserviceable PPE, etc.)	40609990	12,641,036.21	5,326,176.70	-	-	-	5,326,176.70	4,524,010.03	-	4,524,010.03	(7,314,859.51)	-58%	Liquidated damages
A.1.2 Non-Cash Revenue													
Non-Tax													
Collections effected through outright deductions from claims													
Miscellaneous Income (e.g., liquidated damages)	40609990	37,923,108.63	50,715,635.19	-	-	-	50,715,635.19	50,904,098.43	-	50,904,098.43	12,792,526.56	34%	Liquidated Damages/Includes deposit from Prior year 's Miscellaneous Income
A.2. Non-Revenue													
Collections/Other Receipts													
A.2.1 Cash Receipts													
Refund of Cash Advances		4,327,650.53	9,850,573.95	-	-	-	9,850,573.95	9,850,573.95	-	9,850,573.95	5,522,923.43	128%	
Refund of Overpayments		1,431,293.34	1,417,122.12	-	-	-	1,417,122.12	1,431,061.53	-	1,431,061.53	(14,171.22)	-1%	Includes deposit from Prior year 's Income
Refund of excess Petty cash and other various refunds		49,030.45	48,545.00	-	-	-	48,545.00	48,545.00	-	48,545.00	(485.45)	-1%	

QUARTERLY REPORT OF REVENUE AND OTHER RECEIPTS
As at the Quarter Ending March 31, 2021

Department : Department of Public Works and Highways
Agency/Entity :
Operating Unit : Nationwide
Organization Code (UACS) :
Fund Cluster : 01 - REGULAR AGENCY FUND

Classification/Sources of Revenue and Other Receipts	UACS Code	REVENUE TARGET (Annual) per BESF	Actual Revenue and Other Receipts Collections					Cumulative Remittance/Deposits to Date			Variance		Remarks
			1st Quarter	2nd Quarter	3rd Quarter	4th Quarter	TOTAL	Remittance to BTr	Deposited with AGDB	Total	Amount	%	
1	2	3	4	5	6	7	8=(4+5+6+7)	9	10	11=(9+10)	12=(8-3)	13=(12/3)	14
Refund of unutilized Fund Transfers		2,447,271.92	3,331,464.36	-	-	-	3,331,464.36	3,360,506.76	-	3,360,506.76	884,192.45	36%	Includes deposit from Prior year 's Income
Refund of Advance Payment		339,029.37	335,672.64				335,672.64	335,672.64	-	335,672.64	(3,356.73)	-1%	
Disallowances	10305010	7,182,114.04	3,066,746.03	-	-	-	3,066,746.03	2,739,829.61	-	2,739,829.61	(4,115,368.01)	-57%	Refund of disallowances
Restitution of loss		10,049.50	9,950.00	-	-	-	9,950.00	9,950.00	-	9,950.00	(99.50)	-1%	
Performance Bond	20401040	280,270.00	117,518.16	-	-	-	117,518.16	34,144.71	83,373.45	117,518.16	(162,751.84)	-58%	
Proceed from Sale of Bid Docs	20401010	1,833,707.28	1,815,551.76		-		1,815,551.76	1,815,551.76	-	1,815,551.76	(18,155.52)	-1%	
Others (e.g. AWOP)													
Accumulated/Surplus Deficit		84,232.84	83,398.85				83,398.85	83,398.85	-	83,398.85	(833.99)	-1%	
Basic Salary - Civilian		108,897.24	107,819.05				107,819.05	107,819.05	-	107,819.05	(1,078.19)	-1%	
Salaries and Wages - Casual/Contractual		6,727.42	6,660.81				6,660.81	6,660.81	-	6,660.81	(66.61)	-1%	
Water Expenses		862.65	854.11				854.11	854.11	-	854.11	(8.54)	-1%	
Electricity Expenses		6,401.72	6,338.34				6,338.34	2,046.34	-	2,046.34	(63.38)	-1%	
Other General Services		2,020.00	2,000.00				2,000.00	2,000.00	-	2,000.00	(20.00)	-1%	
Refund due to QAU Findings		1,101,982.66	1,091,071.94				1,091,071.94	1,091,071.94	-	1,091,071.94	(10,910.72)	-1%	
Restoration Fees		42,923.99	42,499.00				42,499.00	42,499.00	-	42,499.00	(424.99)	-1%	
Payment of JO for personal call		2,026.93	2,006.86				2,006.86	2,006.86	-	2,006.86	(20.07)	-1%	
Registration Fees		10,641.74	10,536.38				10,536.38	10,536.38	-	10,536.38	(105.36)	-1%	
Filling Fees		17,170.00	17,000.00				17,000.00	17,000.00	-	17,000.00	(170.00)	-1%	

[illegible]

QUARTERLY REPORT OF REVENUE AND OTHER RECEIPTS
As at the Quarter Ending March 31, 2021

Department : Department of Public Works and Highways
Agency/Entity :
Operating Unit : Nationwide
Organization Code (UACS) :
Fund Cluster : 02 - FOREIGN ASSISTED PROJECT FUNDS

Classification/Sources of Revenue and Other Receipts	UACS Code	REVENUE TARGET (Annual) per BESF	Actual Revenue and Other Receipts Collections					Cumulative Remittance/Deposits to Date			Variance		Remarks
			1st Quarter	2nd Quarter	3rd Quarter	4th Quarter	TOTAL	Remittance to BTr	Deposited with AGDB	Total	Amount	%	
1	2	3	4	5	6	7	8=(4+5+6+7)	9	10	11=(9+10)	12=(8-3)	13=(12/3)	14
B. Foreign-Assisted Project Fund (Fund Cluster Code 02)													
B.1. Revenue Collections													
B.1.1 Cash Revenue													
Tax													
Non-Tax													
Interest Income	40202210	314,843.44	2,696.90	-	-	-	2,696.90	11,902.04	-	11,902.04	(312,146.54)	-99%	Includes Deposits from Prior Year's Income
B.1.2 Non-Cash Revenue													
Tax													
Non-Tax													
Collections effected through outright deductions from claims													
Miscellaneous Income (e.g., liquidated damages)	40609990	95.19	8,607.45	-	-	-	8,607.45	8,607.45	-	8,607.45	8,512.26	8942%	
TOTAL		314,938.63	11,304.35	-	-	-	11,304.35	20,509.49	-	20,509.49	(303,634.28)	-96%	

[illegible]

[illegible]

QUARTERLY REPORT OF REVENUE AND OTHER RECEIPTS
As at the Quarter Ending March 31, 2021

Department : Department of Public Works and Highways
 Agency/Entity :
 Operating Unit : Nationwide
 Organization Code (UACS) :
 Fund Cluster : Cluster 07 - TRUST RECEIPTS

Classification/Sources of Revenue and Other Receipts	UACS Code	REVENUE TARGET (Annual) per BESF	Actual Revenue and Other Receipts Collections					Cumulative Remittance/Deposits to Date			Variance		Remarks
			1st Quarter	2nd Quarter	3rd Quarter	4th Quarter	TOTAL	Remittance to BTr	Deposited with AGDB	Total	Amount	%	
1	2	3	4	5	6	7	8=(4+5+6+7)	9	10	11=(9+10)	12=(8-3)	13=(12/3)	14
G. Trust Receipts (Fund Cluster Code 07)													
G.1. Inter-Agency Transferred Funds (IATF) Deposited with the National Treasury													
Due to NGAs	20201050	3,520,796,939.54	5,149,968,742.04	-	-	-	5,149,968,742.04	5,149,968,742.04	-	5,149,968,742.04	1,629,171,802.50	46%	Fund transfer for the implementation of project
Due to CO	20301010	427,757,077.89	82,920,580.92	-	-	-	82,920,580.92	82,920,580.92	-	82,920,580.92	(344,836,496.97)	-81%	
Due to Operating Units	20301040	10,806,500.00	7,795,000.00	-	-	-	7,795,000.00	7,795,000.00	-	7,795,000.00	(3,011,500.00)	-28%	
Due to Regional Office	20301030	285,000.00	525,000.00	-	-	-	525,000.00	525,000.00	-	525,000.00	240,000.00	84%	
Due to SUCs		71,003,000.00	70,300,000.00				70,300,000.00	70,300,000.00	-	70,300,000.00	(703,000.00)	-1%	
G.2. Other Trust Receipts Deposited with the National Treasury													
Supervision and Regulation Enforcement Fee	40201070	9,300,967.20	2,053,597.38	-	-	-	2,053,597.38	1,944,841.69	-	1,944,841.69	(7,247,369.82)	-78%	Includes Excavation Fee
Fines and Penalties	40201140	10,120.88	10,020.67				10,020.67	10,020.67	-	10,020.67	(100.21)	-1%	
Other Service Income	40201990	3,308,760,000.00	1,203,043.79		-		1,203,043.79	1,203,043.79	-	1,203,043.79	(3,307,556,956.21)	-100%	Concession Fee for CALAX as payment in full for the second tranche
Interest Income	40202210	19,947.39	18,620.50	-	-	-	18,620.50	17,351.06	-	17,351.06	(1,326.89)	-7%	
Miscellaneous Income	40609990	1,330,227.78	111,319.32	-	-	-	111,319.32	111,319.32	-	111,319.32	(1,218,908.46)	-92%	

QUARTERLY REPORT OF REVENUE AND OTHER RECEIPTS
As at the Quarter Ending March 31, 2021

Department : Department of Public Works and Highways
 Agency/Entity :
 Operating Unit : Nationwide
 Organization Code (UACS) :
 Fund Cluster : Cluster 07 - TRUST RECEIPTS

Classification/Sources of Revenue and Other Receipts	UACS Code	REVENUE TARGET (Annual) per BESF	Actual Revenue and Other Receipts Collections					Cumulative Remittance/Deposits to Date			Variance		Remarks
			1st Quarter	2nd Quarter	3rd Quarter	4th Quarter	TOTAL	Remittance to BTr	Deposited with AGDB	Total	Amount	%	
1	2	3	4	5	6	7	8=(4+5+6+7)	9	10	11=(9+10)	12=(8-3)	13=(12/3)	14
Proceeds from sale of bid documents	20401010	959,683,434.63	536,329,047.73	-	-	-	536,329,047.73	537,406,397.72	-	537,406,397.72	(423,354,386.90)	-44%	Includes Deposit from Prior Year's Collection
Retention Fee	20401040	1,578,043.40	438,035.23	-	-	-	438,035.23	438,035.23	-	438,035.23	(1,140,008.17)	-72%	
Performance Bond	20401040	19,920,886.30	2,862,836.24	-	-	-	2,862,836.24	2,862,836.24	-	2,862,836.24	(17,058,050.06)	-86%	
Cash Bonds	20401040	6,962,243.08	581,367.70	-	-	-	581,367.70	581,367.70	-	581,367.70	(6,380,875.38)	-92%	
Others (Please specify)													
Restoration fees		39,351.67	38,962.05				38,962.05	38,962.05	-	38,962.05	(389.62)	-1%	
Various refund		49,995.00	49,500.00				49,500.00	49,500.00	-	49,500.00	(495.00)	-1%	
G.3. Trust Receipts Deposited with Authorized Government Depository Banks (AGDB)													
Proceeds from sale of bid documents	20401010	959,683,434.63	305,125,731.54	-	-	-	305,125,731.54	-	317,853,994.01	317,853,994.01	(654,557,703.09)	-68%	
Supervision Fee	40201070	44,867.40	44,423.17	-	-	-	44,423.17	-	44,423.17	44,423.17	(444.23)	-1%	
Interest Income	40202210	22,096.99	3,909.32	-	-	-	3,909.32	-	3,909.32	3,909.32	(18,187.67)	-82%	
Proceeds from Insurance/Indemnities	40609010	271,303.23	496,750.00	-	-	-	496,750.00	-	496,750.00	496,750.00	225,446.77	83%	


QUARTERLY REPORT OF REVENUE AND OTHER RECEIPTS
As at the Quarter Ending March 31, 2021

Department : Department of Public Works and Highways
Agency/Entity :
Operating Unit : Nationwide
Organization Code (UACS) :
Fund Cluster : Cluster 07 - TRUST RECEIPTS


Classification/Sources of Revenue and Other Receipts	UACS Code	REVENUE TARGET (Annual) per BESF	Actual Revenue and Other Receipts Collections					Cumulative Remittance/Deposits to Date			Variance		Remarks
			1st Quarter	2nd Quarter	3rd Quarter	4th Quarter	TOTAL	Remittance to BTr	Deposited with AGDB	Total	Amount	%	
1	2	3	4	5	6	7	8=(4+5+6+7)	9	10	11=(9+10)	12=(8-3)	13=(12/3)	14
Performance Bond	20401040	300,148.84	168,145.20	-	-	-	168,145.20	-	168,145.20	168,145.20	(132,003.64)	-44%	
Due to CO	20301010	1,129,997,766.71	368,687,534.95	-	-	-	368,687,534.95	-	368,687,534.95	368,687,534.95	(761,310,231.76)	-67%	Fund transfer for the implementation of project
Due to NGAs	20201050	569,267,335.38	73,225,511.64	-	-	-	73,225,511.64	-	73,225,511.64	73,225,511.64	(496,041,823.74)	-87%	
Cash Bonds	20401040	288,746.88	285,888.00	-	-	-	285,888.00	-	285,888.00	285,888.00	(2,858.88)	-1%	
TOTAL		11,027,125,093.56	6,603,243,567.39	-	-	-	6,603,243,567.39	5,856,172,998.43	760,766,156.29	6,616,939,154.72	(4,423,881,526.17)	-40%	

Certified Correct:

Approved By:


PUNO, MARY ANTOINETTE Z.
DEPARTMENT CHIEF ACCOUNTANT

Date: 05/05/21


CUARESMA, GENEVIEVE E.
OFFICER-IN-CHARGE, OFFICE OF THE DIRECTOR, FINANCE SERVICE

Date: 05/05/21