



In following-up, pls. cite DMS ref #

**2025-BA-0062005-E**

REPUBLIC OF THE PHILIPPINES  
**DEPARTMENT OF BUDGET AND MANAGEMENT**  
GENERAL SOLANO STREET, SAN MIGUEL, MANILA

**ACKNOWLEDGEMENT RECEIPT**

The **DEPARTMENT OF BUDGET AND MANAGEMENT** hereby acknowledges the receipt of your letter/request which has been uploaded to the DBM-Document Management System and routed to the appropriate office/s with the following information:

Sender: 33 DPWH - PERSONAL DELIVERY

Document Title: DPWH-CONSOLIDATED STATEMENT OF UTILIZATION OF TH 3.5%  
ENGINEERING AND ADMINISTRATIVE OVERHEAD AS OF MARCH 31, 2025

Document Reference No: 2025-BA-0062005-E

Date and Time Uploaded: Tuesday, May 6, 2025 2:29:14 PM

Uploaded By: CRD RECEIVING JAYSON

Routed To: BMB-A Christine P. Santos

CC:

Total no of pages received: 1 copy and 6 pages

The determination of the completeness of the documentary requirements submitted, if any, is subject to the evaluation of the technical person in charge.

This receipt is system generated and does not require signature.

Received by:



DOCUMENT  
MANAGEMENT  
SYSTEM



Republic of the Philippines  
DEPARTMENT OF PUBLIC WORKS AND HIGHWAYS  
**OFFICE OF THE SECRETARY**  
Bonifacio Drive, Port Area Manila



MAY 05 2025

**Secretary AMENAH F. PANGANDAMAN**

Department of Budget and Management  
Boncodin Hall, Gen. Solano St., San Miguel, Manila

**ATTENTION : Director Maria Cresencia D. Sunga**  
Budget Management Bureau-A



Dear Secretary Pangandaman:

**SUBJECT : Engineering and Administrative Overhead Utilization as of March 31, 2025**

In compliance with Section 18 of the Special Provisions of the GAA- FY-2025, we are furnishing your office the Consolidated Statement of Utilization of the 3.5% Engineering and Administrative Overhead as of March 31, 2025.

Very truly yours,

Department of Public Works and Highways  
Office of the Secretary



WIN5005018

**MANUEL M. BONOAN**  
Secretary

8.1.1 GEC/MAP



Republic of the Philippines  
**DEPARTMENT OF PUBLIC WORKS AND HIGHWAYS**  
**OFFICE OF THE SECRETARY**  
Bonifacio Drive, Port Area Manila



MAY 05 2025

**Honorable STELLA LUZ A. QUIMBO**  
Chairman, Committee on Appropriations  
House of Representatives  
Constitutional Hills  
Quezon City

Dear Congresswoman Quimbo:

**SUBJECT : Engineering and Administrative Overhead Utilization as of March 31, 2025**

In compliance with Section 18 of the Special Provisions of the GAA- FY-2025, we are furnishing your office the Consolidated Statement of Utilization of the 3.5% Engineering and Administrative Overhead as of March 31, 2025.

Very truly yours,


Department of Public Works and Highways  
Office of the Secretary



WIN5005019

**MANUEL M. BONOAN**  
Secretary

8.1.1 GEC/MAP





Republic of the Philippines  
DEPARTMENT OF PUBLIC WORKS AND HIGHWAYS  
**OFFICE OF THE SECRETARY**  
Bonifacio Drive, Port Area Manila



MAY 05 2025

**Honorable GRACE POE**  
Chairman, Committee on Finance  
Senate of the Philippines  
GSIS Building, Roxas Boulevard  
Pasay City

Dear Senator Poe:

**SUBJECT : Engineering and Administrative Overhead Utilization as of March 31, 2025**

In compliance with Section 18 of the Special Provisions of the GAA- FY-2025, we are furnishing your office the Consolidated Statement of Utilization of the 3.5% Engineering and Administrative Overhead as of March 31, 2025.

Very truly yours,

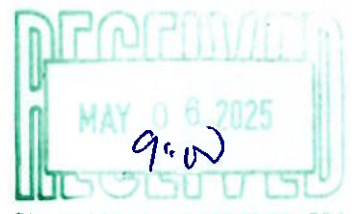
Department of Public Works and Highways  
Office of the Secretary



WIN5005020

**MANUEL M. BONOAN**  
Secretary

8.1.1 GEC/MAP



*gpc*  
GINA P. CATARININ

**CONSOLIDATED UTILIZATION OF THE 3.50% ENGINEERING & ADMINISTRATIVE OVERHEAD**  
**As of March 31, 2025**  
**Current, Extended and Continuing Appropriation**


OFFICE	(i) Administrative Overhead	(ii) Pre-construction activities	(iii) Construction Project Management	(iv) Testing and Quality Control	(v) Acquisition, rehabilitation and repair of related equipment and parts	(vi) Contingencies in relation to pre-construction activities	Other MOOE	TOTAL
Central Office	242,023,103.50	-	-	-	-	-	-	242,023,103.50
NCR	153,680,524.70	-	-	-	21,549,705.93	18,776,066.50	-	194,006,297.13
CAR	73,283,166.01	4,031,467.85	128,066,240.37	16,472,068.71	8,864,981.06	39,622.00	26,776,071.59	257,533,617.59
REGION I	183,909,225.12	5,920,918.66	11,560,957.65	1,314,225.40	11,435,178.50	9,965,300.00	58,680,409.56	282,786,214.89
REGION II	84,805,733.52	3,250,644.62	85,978,603.56	20,544,855.71	16,866,938.52	-	-	211,446,775.93
REGION III	295,305,869.09	22,933,953.05	119,065,575.20	10,338,742.35	292,547,261.36	-	-	740,191,401.05
REGION IV-A	128,032,962.30	114,400.00	788,362.67	312,400.00	156,215,641.17	-	183,702,487.41	469,166,253.55
REGION IV-B	72,762,892.42	30,777,311.07	42,600,691.42	33,174,995.31	284,490,744.61	-	48,375,856.81	512,182,491.64
REGION V	197,769,584.34	7,994,228.36	2,503,800.61	1,611,185.01	329,479,321.86	-	1,061,163.54	540,419,283.72
REGION VI	18,230,306.55	18,650,651.30	11,024,214.52	16,615,718.18	12,127,468.62	64,590.00	-	76,712,949.17
REGION VII	183,104,185.01	59,213.45	908,570.04	2,620,569.00	21,662,213.42	-	11,129,811.60	219,484,562.52
REGION VIII	167,287,719.16	10,417,994.78	11,377,356.54	11,375,253.14	27,570,548.76	13,284,780.00	1,249,286.94	242,562,939.32
REGION IX	126,025,549.50	14,148,809.14	24,487,426.20	22,295,088.54	8,513,158.15	2,695,568.73	10,202,248.23	208,367,848.49
REGION X	263,331,950.83	5,114,735.42	9,249,625.99	2,302,631.81	45,130,030.94	-	23,647,849.79	348,776,824.78
REGION XI	103,292,118.66	23,608,368.33	44,611,262.37	16,494,487.79	23,192,621.79	-	35,882,304.90	247,081,163.84
REGION XII	59,193,331.47	7,789,787.16	22,379,586.32	9,310,628.53	13,225,553.50	-	1,077,125.85	112,976,012.83
REGION XIII	88,015,781.68	3,319,207.77	4,800,296.22	4,579,752.47	3,480,927.98	-	-	104,195,966.12
<b>TOTAL</b>	<b>2,440,054,003.86</b>	<b>158,131,690.96</b>	<b>519,402,569.69</b>	<b>169,362,601.95</b>	<b>1,276,352,296.17</b>	<b>44,825,927.23</b>	<b>401,784,616.22</b>	<b>5,009,913,706.07</b>

Prepared by:

  
**DEBORAH B. STA. MARIA**  
 Chief, Budget Division

**CONSOLIDATED UTILIZATION OF THE 3.50% ENGINEERING & ADMINISTRATIVE OVERHEAD**  
**As of March 31, 2025**  
**Current Allotment**

OFFICE	(i) Administrative Overhead	(ii) Pre-construction activities	(iii) Construction Project Management	(iv) Testing and Quality Control	(v) Acquisition, rehabilitation and repair of related equipment and parts	(vi) Contingencies in relation to pre-construction activities	Other MOOE	TOTAL
Central Office								-
NCR	31,383,287.84	-	-	-	986,600.00	6,400,475.00		38,770,362.84
CAR	18,957,012.18	1,284,264.75	5,412,657.63	3,120,589.91	2,688,500.97	-	1,735,413.36	33,198,438.80
REGION I	65,850,778.21	3,081,303.54	4,559,573.09	1,314,225.40	2,773,775.00	-	22,066,760.62	99,646,415.86
REGION II	9,900,233.22	855,018.60	16,685,792.96	506,807.75	1,463,125.43	-	-	29,410,977.96
REGION III	111,651,646.35	-	55,071,220.00	970,000.00	14,492,204.82			182,185,071.17
REGION IV-A	6,902,391.58	0.00	0.00	0.00	5,575,345.89	-	26,645,086.63	39,122,824.10
REGION IV-B	17,797,797.21	13,472,457.89	5,873,293.66	25,203,767.84	-	-		62,347,316.60
REGION V	16,179,392.69	254,380.16	192,953.33	172,473.33	85,118.75	-		16,884,318.26
REGION VI	12,664,581.30	13,674,282.46	6,341,269.80	6,276,195.73	444,160.46	49,590.00		39,450,079.75
REGION VII	61,590,560.59	1,800.00	877,346.00	2,583,954.00	121,690.39	-	407,892.63	65,583,243.61
REGION VIII	1,494,336.99	4,960.00	-	-	1,125,452.27	2,994,780.00		5,619,529.26
REGION IX	5,381,064.94	764,904.85	666,918.80	858,476.03	142,610.68			7,813,975.30
REGION X	113,241,230.53	3,112,894.35	957,005.87	398,826.45	6,295,482.10	-	1,860,982.42	125,866,421.72
REGION XI	20,471,657.47	794,343.64	3,414,739.77	1,324,783.99	743,144.00	-	67,015.50	26,815,684.37
REGION XII	5,551,458.74	2,327,170.13	3,867,260.61	2,556,623.25	332,964.50		1,071,745.85	15,707,223.08
REGION XIII	11,078,395.59	-	987,112.85	655,987.17				12,721,495.61
TOTAL	510,095,825.44	39,627,780.37	104,907,144.37	45,942,710.85	37,270,175.26	9,444,845.00	53,854,897.01	801,143,378.29

  
**DEBORAH B. STA. MARIA**  
 Chief, Budget Division

**CONSOLIDATED UTILIZATION OF THE 3.50% ENGINEERING & ADMINISTRATIVE OVERHEAD**  
**As of March 31, 2025**  
**Extended Allotment**


OFFICE	(i) Administrative Overhead	(ii) Pre-construction activities	(iii) Construction Project Management	(iv) Testing and Quality Control	(v) Acquisition, rehabilitation and repair of related equipment and parts	(vi) Contingencies in relation to pre-construction activities	Other MOOE	TOTAL
Central Office	242,023,103.50							242,023,103.50
NCR	122,297,236.86	-	-	-	20,563,105.93	12,375,591.50		155,235,934.29
CAR	54,326,153.83	2,747,203.10	122,653,582.74	13,351,478.80	6,176,480.09	39,622.00	25,040,658.23	224,335,178.79
REGION I	118,058,446.91	2,839,615.12	7,001,384.56	-	8,661,403.50	9,965,300.00	36,613,648.94	183,139,799.03
REGION II	74,905,500.30	2,395,626.02	69,292,810.60	20,038,047.96	15,403,813.09	-		182,035,797.97
REGION III	183,654,222.74	22,933,953.05	63,994,355.20	9,368,742.35	278,055,056.54			558,006,329.88
REGION IV-A	121,130,570.72	114,400.00	788,362.67	312,400.00	150,640,295.28		157,057,400.78	430,043,429.45
REGION IV-B	54,965,095.21	17,304,853.18	36,727,397.76	7,971,227.47	284,490,744.61	-	48,375,856.81	449,835,175.04
REGION V	181,590,191.65	7,739,848.20	2,310,847.28	1,438,711.68	329,394,203.11	-	1,061,163.54	523,534,965.46
REGION VI	5,565,725.25	4,976,368.84	4,682,944.72	10,339,522.45	11,683,308.16	15,000.00		37,262,869.42
REGION VII	121,513,624.42	57,413.45	31,224.04	36,615.00	21,540,523.03	-	10,721,918.97	153,901,318.91
REGION VIII	165,793,382.17	10,413,034.78	11,377,356.54	11,375,253.14	26,445,096.49	10,290,000.00	1,249,286.94	236,943,410.06
REGION IX	120,644,484.56	13,383,904.29	23,820,507.40	21,436,612.51	8,370,547.47	2,695,568.73	10,202,248.23	200,553,873.19
REGION X	150,090,720.30	2,001,841.07	8,292,620.12	1,903,805.36	38,834,548.84	-	21,786,867.37	222,910,403.06
REGION XI	82,820,461.19	22,814,024.69	41,196,522.60	15,169,703.80	22,449,477.79	-	35,815,289.40	220,265,479.47
REGION XII	53,641,872.73	5,462,617.03	18,512,325.71	6,754,005.28	12,892,589.00		5,380.00	97,268,789.75
REGION XIII	76,937,386.09	3,319,207.77	3,813,183.37	3,923,765.30	3,480,927.98			91,474,470.51
TOTAL	1,929,958,178.43	118,503,910.59	414,495,425.32	123,419,891.10	1,239,082,120.91	35,381,082.23	347,929,719.21	4,208,770,327.78

*Deborah B. Sta. Maria*  
**DEBORAH B. STA. MARIA**  
 Chief, Budget Division

**CONSOLIDATED UTILIZATION OF THE 3.50% ENGINEERING & ADMINISTRATIVE OVERHEAD**  
**As of March 31, 2025**  
**Continuing Appropriation**

OFFICE	(i) Administrative Overhead	(ii) Pre-construction activities	(iii) Construction Project Management	(iv) Testing and Quality Control	(v) Acquisition, rehabilitation and repair of related equipment and parts	(vi) Contingencies in relation to pre-construction activities	Other MOOE	TOTAL
Central Office								-
NCR								-
CAR								-
REGION I								-
REGION II								-
REGION III								-
REGION IV-A								-
REGION IV-B								-
REGION V								-
REGION VI								-
REGION VII								-
REGION VIII								-
REGION IX								-
REGION X								-
REGION XI								-
REGION XII								-
REGION XIII								-
TOTAL	-	-	-	-	-	-	-	-

Prepared by:

  
**DEBORAH B. STA. MARIA**  
 Chief, Budget Division