



In following-up, pls. cite DMS ref #

2022-BA-0047893-E

REPUBLIC OF THE PHILIPPINES
DEPARTMENT OF BUDGET AND MANAGEMENT
GENERAL SOLANO STREET, SAN MIGUEL, MANILA

ACKNOWLEDGEMENT RECEIPT

The **DEPARTMENT OF BUDGET AND MANAGEMENT** hereby acknowledges the receipt of your letter/request which has been uploaded to the DBM-Document Management System and routed to the appropriate office/s with the following information:

Sender: DPWH - PERSONAL DELIVERY

Document Title: DPWH-CO-CONSOLIDATED STATEMENT OF UTILIZATION OF THE 3.5% ENGINEERING AND ADMINISTRATIVE OVERHEAD AS OF MARCH 31, 2022

Document Reference No: 2022-BA-0047893-E

Date and Time Uploaded: Thursday, April 21, 2022 9:45:21 AM

Uploaded By: CRD RECEIVING GLENN

Routed To: BMB-A Christine P. Santos


CC:

Total no of pages received: 1 copy and 6 pages

The determination of the completeness of the documentary requirements submitted, if any, is subject to the evaluation of the technical person in charge.

This receipt is system generated and does not require signature.

Received by:



DOCUMENT
MANAGEMENT
SYSTEM



Republic of the Philippines
DEPARTMENT OF PUBLIC WORKS AND HIGHWAYS
CENTRAL OFFICE
Manila

April 19, 2022

Secretary **TINA ROSE MARIE L. CANDA**
Department of Budget and Management
Boncodin Hall, Gen. Solano St., San Miguel, Manila

Attention: **Director Maria Cresencia D. Sunga**
Budget and Management Bureau -A

Dear Secretary Canda:

In compliance with Section 11 of the Special Provisions of the GAA- FY-2020, we are furnishing your office the Consolidated Statement of Utilization of the 3.5% Engineering and Administrative Overhead as of March 31, 2022

Very truly yours,

ROGER G. MERCADO
Acting Secretary

Department of Public Works and Highways
Office of the Secretary




WIN2004509

Copy furnished:

Senator JUAN EDGARDO "SONNY" M. ANGARA
Chairman, Committee on Finance
Senate of the Philippines
GSIS Building, Roxas Boulevard
Pasay City

Congressman ISIDRO R. UNGAB
Chairman, Committee on Appropriations
House of Representatives
Constitutional Hills
Quezon City

RMD : HRAS



8.1.1 MDA/GEC



Republic of the Philippines
DEPARTMENT OF PUBLIC WORKS AND HIGHWAYS
CENTRAL OFFICE
Manila

April 19, 2022

Secretary **TINA ROSE MARIE L. CANDIA**
Department of Budget and Management
Boncodin Hall, Gen. Solano St., San Miguel, Manila

Attention: **Director Maria Cresencia D. Sunga**
Budget and Management Bureau -A

Dear Secretary Candia:

In compliance with Section 11 of the Special Provisions of the GAA- FY-2020, we are furnishing your office the Consolidated Statement of Utilization of the 3.5% Engineering and Administrative Overhead as of March 31, 2022

Very truly yours,

ROGER G. MERCADO
Acting Secretary

✱


Copy furnished:

Senator JUAN EDGARDO "SONNY" M. ANGARA
Chairman, Committee on Finance
Senate of the Philippines
GSIS Building, Roxas Boulevard
Pasay City

Congressman ISIDRO R. UNGAB
Chairman, Committee on Appropriations
House of Representatives
Constitutional Hills
Quezon City

8.1.1 MDA/GEC

9



BUDGET DIVISION OF
Prepared by:
Reviewed by:
Date Encoded:
Posted by:
<u>Bib-mari-</u> Chief Budget Division

CONSOLIDATED UTILIZATION OF THE 3.50% ENGINEERING & ADMINISTRATIVE OVERHEAD
As of March 31, 2022
Current Allotment

OFFICE	(i) Administrative Overhead	(ii) Pre-construction activities	(iii) Construction Project Management	(iv) Testing and Quality Control	(v) Acquisition, rehabilitation and repair of related equipment and parts	(vi) Contingencies in relation to pre-construction activities	Other MOOE	TOTAL
Central Office								-
NCR	27,612,655.35	9,430,291.64	14,168,157.96	1,372,625.33	670,000.00	-	820,597.83	54,074,328.11
CAR	13,729,139.31	3,391,431.34	18,972,746.51	12,361,267.97	1,798,451.92	139,767.19	514,737.62	50,907,541.85
REGION I	27,522,793.64	2,786,363.18	891,048.55	482,121.07	74,026.06		1,914,192.94	33,670,545.44
REGION II	4,833,506.95	1,099,687.84	7,390,535.25	1,190,906.16	42,000.00			14,556,636.20
REGION III	45439575.16	6,302,181.50	2,113,609.76	1,679,518.97	26,255,022.49	-		81,789,907.88
REGION IV-A	27,185,355.17	0.00	0.00	0.00	3,644,051.00	-	38,681,829.61	69,511,235.78
REGION IV-B	1,164,664.28	573,099.69	790,184.56	574,167.62	-	-	-	3,102,116.15
REGION V	58,906,368.65	285,104.50	359,965.19	394,255.19	7,049,994.58	262,300.00	5,137,440.24	72,395,428.35
REGION VI	36,927,822.25	14,597,129.02	13,133,153.29	8,217,303.31		1,671,709.01		74,547,116.88
REGION VII	41,981,484.68	986,917.80	6,439,189.70	2,097,918.46	854,193.49	-	1,893,823.33	54,253,527.46
REGION VIII	47,641,727.64	2,661,573.37	5,308,438.46	1,139,669.77	-	-	8,996,829.07	65,748,238.31
REGION IX	88,397,001.44	1,156,593.65	10,361,011.10	1,219,551.41	4,504,010.97		7,871,764.29	113,509,932.86
REGION X	88,397,001.44	1,156,593.65	10,361,011.10	1,219,551.41	4,504,010.97	-	7,871,764.29	113,509,932.86
REGION XI	49,305,186.00	9,449,234.74	7,668,938.88	2,937,304.78	5,829,895.44	-	4,496,823.07	79,687,382.91
REGION XII	13,542,243.33	3,291,296.06	13,023,000.25	5,014,710.72	925,038.22	431,920.00	818,800.99	37,047,009.57
REGION XIII	7,453,074.10	187,988.59	859,089.34	406,274.21	2,810.00			8,909,236.24
TOTAL	580,039,599.39	57,355,486.57	111,840,079.90	40,307,146.38	56,153,505.14	2,505,696.20	79,018,603.28	927,220,116.85

Prepared by:

DB. Maria
DEBORAH B. STA. MARIA
 OIC, Budget Division

CONSOLIDATED UTILIZATION OF THE 3.50% ENGINEERING & ADMINISTRATIVE OVERHEAD
As of March 31, 2022
Extended Allotment

OFFICE	(i) Administrative Overhead	(ii) Pre-construction activities	(iii) Construction Project Management	(iv) Testing and Quality Control	(v) Acquisition, rehabilitation and repair of related equipment and parts	(vi) Contingencies in relation to pre-construction activities	Other MOOE	TOTAL
Central Office	134,132,118.93	1,059,532.53			6,293,897.00			141,485,548.46
NCR	41,927,837.68	12,057,745.92	13,957,673.82	3,217,394.16	87,833,060.92	-	7,732,513.80	166,726,226.30
CAR	12,492,428.43	3,732,021.48	17,436,740.92	10,691,919.99	58,150.00	17,430,936.45	2,636,375.20	64,478,572.47
REGION I	44,262,708.17	3,325,660.28	2,412,488.82	406,828.71	12,055,347.40		5,879,586.34	68,342,619.72
REGION II	45,655,844.34	3,404,069.30	30,132,264.73	6,923,631.25	218,006.02			86,333,815.64
REGION III	36,930,531.29	8,997,117.39	5,154,662.91	3,017,093.75	14,234,378.66			68,333,784.00
REGION IV-A	47,612,615.86	33,000.00	598,326.00	306,328.00	67,385,618.51	-	45,106,300.84	161,042,189.21
REGION IV-B	14,072,193.99	4,321,734.04	8,859,464.97	2,679,354.07	-	-	-	29,932,747.07
REGION V	79,370,674.55	1,224,223.00	2,488,054.62	1,012,732.52	37,651,087.93	-	1,733,203.17	123,479,975.79
REGION VI	29,082,452.21	10,110,835.14	11,419,337.65	6,311,849.05		2,397,156.00		59,321,630.06
REGION VII	44,130,684.65	3,901,645.29	5,567,604.95	2,702,603.32	4,620,644.86	-	2,330,323.02	63,253,506.09
REGION VIII	28,653,906.23	4,668,936.81	2,973,900.65	1,761,207.48	10,945,470.41	-	5,315,092.15	54,318,513.73
REGION IX	89,572,446.41	1,778,464.88	6,322,826.57	1,424,165.24	2,457,517.25	-	3,986,443.96	105,541,864.31
REGION X	89,572,446.41	1,778,464.88	6,322,826.57	1,424,165.24	2,457,517.25	-	3,986,443.96	105,541,864.31
REGION XI	62,866,122.50	28,037,421.53	31,273,781.72	10,289,476.07	2,394,471.00	-	6,139,143.03	141,000,415.85
REGION XII	15,743,595.91	1,171,234.64	5,984,674.52	3,416,367.37	3,539,787.44	188,965.43	5,695,808.08	35,740,433.39
REGION XIII	71,639,272.84	-	30,481,725.21	5,845,078.27	2,512,019.10			110,478,095.42
TOTAL	887,717,880.41	89,602,107.12	181,386,354.63	61,430,194.49	254,656,973.75	20,017,057.88	90,541,233.55	1,585,351,801.82

Prepared by:

Deborah B. Sta. Maria
DEBORAH B. STA. MARIA
 OIC, Budget Division

CONSOLIDATED UTILIZATION OF THE 3.50% ENGINEERING & ADMINISTRATIVE OVERHEAD
As of March 31, 2022
Continuing Appropriation

OFFICE	(i) Administrative Overhead	(ii) Pre-construction activities	(iii) Construction Project Management	(iv) Testing and Quality Control	(v) Acquisition, rehabilitation and repair of related equipment and parts	(vi) Contingencies in relation to pre-construction activities	Other MOOE	TOTAL
Central Office								-
NCR	3,843,978.37	2,211,408.33	2,984,885.38	689,011.02	-	-	728,977.42	10,458,260.52
CAR	422,705.90	-	1,000,000.00					1,422,705.90
REGION I	78,959.63		749,029.83	167,605.14			420,338.31	1,415,932.91
REGION II								-
REGION III	823,592.51	287,942.65	701,907.56	449,090.29				2,262,533.01
REGION IV-A	1,923,143.78	-	-	-	-	-	587,887.87	2,511,031.65
REGION IV-B	912,247.90	25,346.70	4,881,827.00	257,341.00				6,076,762.60
REGION V	4,240,919.66							4,240,919.66
REGION VI								-
REGION VII	839,218.21	35,171.66	170,638.51	60,852.89	-	-	63,432.36	1,169,313.63
REGION VIII								-
REGION IX	49,000.00		399,099.95					448,099.95
REGION X	49,000.00	-	399,099.95					448,099.95
REGION XI	1,610,930.00							1,610,930.00
REGION XII								-
REGION XIII								-
TOTAL	14,793,695.96	2,559,869.34	11,286,488.18	1,623,900.34	-	-	1,800,635.96	32,064,589.78

Prepared by:

DBL. Maria
DEBORAH B. STA. MARIA
 OIC, Budget Division

CONSOLIDATED UTILIZATION OF THE 3.50% ENGINEERING & ADMINISTRATIVE OVERHEAD
As of March 31, 2022
Current, Extended and Continuing Appropriation

OFFICE	(i) Administrative Overhead	(ii) Pre-construction activities	(iii) Construction Project Management	(iv) Testing and Quality Control	(v) Acquisition, rehabilitation and repair of related equipment and parts	(vi) Contingencies in relation to pre-construction activities	Other MOOE	TOTAL
Central Office	134,132,118.93	1,059,532.53	-	-	6,293,897.00	-	-	141,485,548.46
NCR	73,384,471.40	23,699,445.89	31,110,717.16	5,279,030.51	88,503,060.92	-	9,282,089.05	231,258,814.93
CAR	26,644,273.64	7,123,452.82	37,409,487.43	23,053,187.96	1,856,601.92	17,570,703.64	3,151,112.82	116,808,820.22
REGION I	71,864,461.44	6,112,023.46	4,052,567.20	1,056,554.92	12,129,373.46	-	8,214,117.59	103,429,098.07
REGION II	50,489,351.29	4,503,757.14	37,522,799.98	8,114,537.41	260,006.02	-	-	100,890,451.84
REGION III	83,193,698.96	15,587,241.54	7,970,180.23	5,145,703.01	40,489,401.15	-	-	152,386,224.89
REGION IV-A	76,721,114.81	33,000.00	598,326.00	306,328.00	71,029,669.51	-	84,376,018.32	233,064,456.64
REGION IV-B	16,149,106.17	4,920,180.43	14,531,476.53	3,510,862.69	-	-	-	39,111,625.82
REGION V	142,517,962.86	1,509,327.50	2,848,019.81	1,406,987.71	44,701,082.51	262,300.00	6,870,643.41	200,116,323.80
REGION VI	66,010,274.46	24,707,964.16	24,552,490.94	14,529,152.36	-	4,068,865.01	-	133,868,746.94
REGION VII	86,951,387.54	4,923,734.75	12,177,433.16	4,861,374.67	5,474,838.35	-	4,287,578.71	118,676,347.18
REGION VIII	76,295,633.87	7,330,510.18	8,282,339.11	2,900,877.25	10,945,470.41	-	14,311,921.22	120,066,752.04
REGION IX	178,018,447.85	2,935,058.53	17,082,937.62	2,643,716.65	6,961,528.22	-	11,858,208.25	219,499,897.12
REGION X	178,018,447.85	2,935,058.53	17,082,937.62	2,643,716.65	6,961,528.22	-	11,858,208.25	219,499,897.12
REGION XI	113,782,238.50	37,486,656.27	38,942,720.60	13,226,780.85	8,224,366.44	-	10,635,966.10	222,298,728.76
REGION XII	29,285,839.24	4,462,530.70	19,007,674.77	8,431,078.09	4,464,825.66	620,885.43	6,514,609.07	72,787,442.96
REGION XIII	79,092,346.94	187,988.59	31,340,814.55	6,251,352.48	2,514,829.10	-	-	119,387,331.66
TOTAL	1,482,551,175.76	149,517,463.02	304,512,922.71	103,361,241.21	310,810,478.89	22,522,754.08	171,360,472.79	2,544,636,508.46

Prepared by:

Deborah B. Sta. Maria
DEBORAH B. STA. MARIA
 OIC, Budget Division