




Republic of the Philippines
DEPARTMENT OF PUBLIC WORKS AND
HIGHWAYS
CENTRAL OFFICE
Manila

7.21.22
236.01
General

July 13, 2022

The Chairman

Committee on Appropriations
House of Representatives
Constitutional Hills
Quezon City



Sir:

In compliance with Section 14 of the Special Provisions of the Republic Act (RA) No. 11639, the General Appropriations Act (GAA) for Fiscal Year 2022, we are furnishing your office the Consolidated Statement of Utilization of the 3.5% Engineering and Administrative Overhead for the Quarter ending June 30, 2022.

Very truly yours,

MANUEL M. BONOAN
Secretary

Department of Public Works and Highways
Office of the Secretary



WIN2004632

8.1.1 DBS/GEC



Republic of the Philippines
DEPARTMENT OF PUBLIC WORKS AND HIGHWAYS
CENTRAL OFFICE
Manila

236-01
DPWH

July 13, 2022

Secretary **AMENAH F. PANGANDAMAN**
Department of Budget and Management
Boncodin Hall, Gen. Solano St., San Miguel, Manila

Attention: **Director Maria Cresencia D. Sunga**
Budget and Management Bureau -A

Dear Secretary Pangandaman:

In compliance with Section 14 of the Special Provisions of the Republic Act (RA) No. 11639, the General Appropriations Act (GAA) for Fiscal Year 2022, we are furnishing your office the Consolidated Statement of Utilization of the 3.5% Engineering and Administrative Overhead for the Quarter ending June 30, 2022

Very truly yours,



MANUEL M. BONOAN
Secretary

Department of Public Works and Highways
Office of the Secretary



WIN2004633

8.1.1 DBS/GEC





Republic of the Philippines
DEPARTMENT OF PUBLIC WORKS AND HIGHWAYS
CENTRAL OFFICE
Manila

23601

General

July 13, 2022

Senator JUAN EDGARDO "SONNY" M. ANGARA

Chairman, Committee on Finance
Senate of the Philippines
GSIS Building, Roxas Boulevard
Pasay City

Dear Senator Angara:

In compliance with Section 14 of the Special Provisions of the Republic Act (RA) No. 11639, the General Appropriations Act (GAA) for Fiscal Year 2022, we are furnishing your office the Consolidated Statement of Utilization of the 3.5% Engineering and Administrative Overhead for the Quarter ending June 30, 2022


Very truly yours,

MANUEL M. BONGAN
Secretary

Department of Public Works and Highways
Office of the Secretary



WIN2004634



8.1.1 DBS/GEC

CONSOLIDATED UTILIZATION OF THE 3.50% ENGINEERING & ADMINISTRATIVE OVERHEAD
For the Quarter ending June 30, 2022
Current Allotment

OFFICE	(i) Administrative Overhead	(ii) Pre-construction activities	(iii) Construction Project Management	(iv) Testing and Quality Control	(v) Acquisition, rehabilitation and repair of related equipment and parts	(vi) Contingencies in relation to pre-construction activities	Other MOOE	TOTAL
Central Office	14,872,181.54							14,872,181.54
NCR	50,210,196.69	19,571,563.61	64,863,926.74	3,690,483.88	47,115,792.57	11,522,978.48	7,771,199.02	204,746,140.99
CAR	48,229,880.72	3,033,496.72	89,826,223.13	15,877,700.78	2,730,808.99	5,840,267.19	2,439,864.21	167,978,241.74
REGION I	81,691,623.47	4,845,450.77	2,743,603.41	2,562,655.76	956,043.51		5,425,529.00	98,224,905.92
REGION II	54,987,864.20	9,745,130.39	45,568,798.83	19,013,842.80	233,288.46			129,548,924.68
REGION III	156,904,331.17	9,386,837.08	9,766,444.09	3,549,686.47	80,560,055.48	30,274,884.66		290,442,238.95
REGION IV-A	57,231,299.24	13,200.00			44,852,580.78		89,187,335.05	191,284,415.07
REGION IV-B	12,946,810.20	3,824,346.02	10,402,796.63	1,941,363.52	1,124,811.87			30,240,128.24
REGION VI	81,265,679.13	20,208,764.71	26,213,930.51	16,721,149.05	13,896,242.70			158,305,766.10
REGION VII	76,797,142.95	6,581,439.28	11,450,480.40	8,100,258.00	4,054,098.09	314,944.22	1,147,227.62	108,445,590.56
REGION VIII	240,105,730.81	12,335,975.30	12,640,446.33	6,892,146.27	17,250,499.41	4,235,029.00	17,370,337.22	310,830,164.34
REGION IX	42,868,909.79	1,522,426.70	54,609,104.18	3,412,696.74	8,604,147.46			111,017,284.87
REGION X	186,981,868.15	3,746,257.98	18,629,959.43	4,319,202.36	11,173,946.95		13,954,862.74	238,806,097.61
REGION XI	60,541,834.76	27,093,710.38	25,976,097.80	8,234,383.95	9,510,845.83			131,356,872.72
REGION XII	57,027,644.23	10,806,490.15	22,345,775.50	10,890,789.64	3,150,235.51	460,125.00	6,306,558.48	110,987,618.51
REGION XIII	57,767,037.81	1,038,596.99	5,208,513.46	3,366,834.86	3,482,975.35			70,863,958.47
TOTAL	1,280,430,034.86	133,753,686.08	400,246,100.44	108,573,194.08	248,696,372.96	52,648,228.55	143,602,913.34	2,367,950,530.31

Prepared by:


DEBORAH B. STA. MARIA
OIC, Budget Division

CONSOLIDATED UTILIZATION OF THE 3.50% ENGINEERING & ADMINISTRATIVE OVERHEAD
For the Quarter ending June 30, 2022
Extended Allotment

OFFICE	(i) Administrative Overhead	(ii) Pre-construction activities	(iii) Construction Project Management	(iv) Testing and Quality Control	(v) Acquisition, rehabilitation and repair of related equipment and parts	(vi) Contingencies in relation to pre-construction activities	Other MOOE	TOTAL
Central Office	120,613,526.56	909,922.56			169,159.11			121,692,608.23
NCR	50,021,234.75	9,509,795.35	31,657,046.74	4,627,016.77	86,368,665.51		8,728,661.65	190,912,420.77
CAR	39,948,419.14	3,947,173.69	27,166,021.88	17,041,072.21	5,312,150.53	17,520,665.92	7,442,104.01	118,377,607.38
REGION I	38,004,257.23	4,828,564.90	1,940,767.15	463,573.58	8,383,100.00		7,110,844.06	60,731,106.92
REGION II	14,320,741.52	24,932.40	13,636,047.19	9,876,700.96				37,858,422.07
REGION III	60,566,579.70	9,665,367.18	5,734,970.92	2,284,399.52	19,875,976.77	1,764,958.58		99,892,252.67
REGION IV-A	51,084,858.54	183,737.00	1,937,928.00	799,512.00	42,019,581.28		37,819,306.02	133,844,922.84
REGION IV-B	32,507,453.57	9,275,235.50	16,566,528.30	5,172,962.22		268,456.30		63,790,635.89
REGION VI	33,014,516.07	7,899,058.01	13,173,426.80	4,816,893.72	1,712,824.80			60,616,719.40
REGION VII	53,156,059.01	1,102,171.05	2,791,019.13	2,448,570.65	149,500.00	4,332.00	6,548,650.46	66,200,302.30
REGION VIII	40,205,241.82	6,541,367.02	3,906,224.76	2,701,862.96	11,053,470.41		5,405,653.77	69,813,820.74
REGION IX	42,119,189.88	242,323.21	8,942,432.25	20,543,566.54	59,206,497.50			131,054,009.38
REGION X	67,928,849.18	2,993,438.44	5,432,711.53	1,850,259.67	12,460,059.16		5,681,386.05	96,346,704.03
REGION XI	267,875,348.53	32,301,145.30	41,158,498.06	18,472,668.46	9,836,367.00			369,644,027.35
REGION XII	16,046,251.26	4,440,193.98	15,503,432.19	6,488,411.18	5,001,063.89			47,479,352.50
REGION XIII	100,968,557.43	192,275.03	45,407,034.56	7,537,317.09	11,247,200.84			165,352,384.95
TOTAL	1,028,381,084.19	94,056,700.62	234,954,089.46	105,124,787.53	272,795,616.80	19,558,412.80	78,736,606.02	1,833,607,297.42

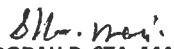
Prepared by:

Debora B. Sta. Maria
DEBORAH B. STA. MARIA
 OIC, Budget Division

CONSOLIDATED UTILIZATION OF THE 3.50% ENGINEERING & ADMINISTRATIVE OVERHEAD
For the Quarter ending June 30, 2022
Continuing Appropriation

OFFICE	(i) Administrative Overhead	(ii) Pre-construction activities	(iii) Construction Project Management	(iv) Testing and Quality Control	(v) Acquisition, rehabilitation and repair of related equipment and parts	(vi) Contingencies in relation to pre-construction activities	Other MOOE	TOTAL
Central Office								-
NCR	21,649,024.40	6,664,579.72	7,942,806.24	1,125,723.09				37,382,133.45
CAR	4,966,366.55	442,900.00	3,878,686.00	2,611,543.96	1,774,686.00	902,250.38		14,576,432.89
REGION I	3,700,082.61	707,026.26	3,627,297.61	666,545.08				8,700,951.56
REGION II								-
REGION III	8,223,039.27	17,521.15	4,150.00		8,534,303.74			16,779,014.16
REGION IV-A	1,853,189.93				321,401.04		849,296.84	3,023,887.81
REGION IV-B	6,490,881.93	3,023,446.69	10,049,107.43	1,075,190.99	5,600,000.00			26,238,627.04
REGION V								-
REGION VI								-
REGION VII	1,939,115.57	342,620.00		263,400.00				2,545,135.57
REGION VIII	1,388,845.45							1,388,845.45
REGION IX								-
REGION X	2,166,270.35		274,162.98					2,440,433.33
REGION XI	2,386,125.55	3,068,195.12	1,756,533.33	5,665,802.40				12,876,656.40
REGION XII	460,468.75	213,251.61	166,076.51	58,787.69				898,584.56
REGION XIII	-	-	-	-	-	-	-	-
TOTAL	55,223,410.36	14,479,540.55	27,698,820.10	11,466,993.21	16,230,390.78	902,250.38	849,296.84	126,850,702.22


Prepared by:


DEBORAH B. STA. MARIA
 OIC, Budget Division

CONSOLIDATED UTILIZATION OF THE 3.50% ENGINEERING & ADMINISTRATIVE OVERHEAD
For the Quarter ending June 30, 2022
Current, Extended and Continuing Appropriation

OFFICE	(i) Administrative Overhead	(ii) Pre-construction activities	(iii) Construction Project Management	(iv) Testing and Quality Control	(v) Acquisition, rehabilitation and repair of related equipment and parts	(vi) Contingencies in relation to pre-construction activities	Other MOOE	TOTAL
Central Office	135,485,708.10	909,922.56	-	-	169,159.11	-	-	136,564,789.77
NCR	121,880,455.84	35,745,938.68	104,463,779.72	9,443,223.74	133,484,458.08	11,522,978.48	16,499,860.67	433,040,695.21
CAR	93,144,666.41	7,423,570.41	120,870,931.01	35,530,316.95	9,817,645.52	24,263,183.49	9,881,968.22	300,932,282.01
REGION I	123,395,963.31	10,381,041.93	8,311,668.17	3,692,774.42	9,339,143.51	-	12,536,373.06	167,656,964.40
REGION II	69,308,605.72	9,770,062.79	59,204,846.02	28,890,543.76	233,288.46	-	-	167,407,346.75
REGION III	225,693,950.14	19,069,725.41	15,505,565.01	5,834,085.99	108,970,335.99	32,039,843.24	-	407,113,505.78
REGION IV-A	110,169,347.71	196,937.00	1,937,928.00	799,512.00	87,193,563.10	-	127,855,937.91	328,153,225.72
REGION IV-B	51,945,145.70	16,123,028.21	37,018,432.36	8,189,516.73	6,724,811.87	268,456.30	-	120,269,391.17
REGION VI	114,280,195.20	28,107,822.72	39,387,357.31	21,538,042.77	15,609,067.50	-	-	218,922,485.50
REGION VII	131,892,317.53	8,026,230.33	14,241,499.53	10,812,228.65	4,203,598.09	319,276.22	7,695,878.08	177,191,028.43
REGION VIII	281,699,818.08	18,877,342.32	16,546,671.09	9,594,009.23	28,303,969.82	4,235,029.00	22,775,990.99	382,032,830.53
REGION IX	84,988,099.67	1,764,749.91	63,551,536.43	23,956,263.28	67,810,644.96	-	-	242,071,294.25
REGION X	257,076,987.68	6,739,696.42	24,336,833.94	6,169,462.03	23,634,006.11	-	19,636,248.79	337,593,234.97
REGION XI	330,803,308.84	62,463,050.80	68,891,129.19	32,372,854.81	19,347,212.83	-	-	513,877,556.47
REGION XII	73,534,364.24	15,459,935.74	38,015,284.20	17,437,988.51	8,151,299.40	460,125.00	6,306,558.48	159,365,555.57
REGION XIII	158,735,595.24	1,230,872.02	50,615,548.02	10,904,151.95	14,730,176.19	-	-	236,216,343.42
TOTAL	2,364,034,529.41	242,289,927.25	662,899,010.00	225,164,974.82	537,722,380.54	73,108,891.73	223,188,816.20	4,328,408,529.95

Prepared by:


DEBORAH B. STA. MARIA
 OIC, Budget Division