



In following-up, pls. cite DMS ref #

**2023-BA-0019095-E**

REPUBLIC OF THE PHILIPPINES  
**DEPARTMENT OF BUDGET AND MANAGEMENT**  
GENERAL SOLANO STREET, SAN MIGUEL, MANILA

**ACKNOWLEDGEMENT RECEIPT**

The **DEPARTMENT OF BUDGET AND MANAGEMENT** hereby acknowledges the receipt of your letter/request which has been uploaded to the DBM-Document Management System and routed to the appropriate office/s with the following information:

Sender: DPWH - PERSONAL DELIVERY

Document Title: DPWH-CONSOLIDATED STATEMENT OF UTILIZATION OF THE 3.5%  
ENGINEERING AND ADMINISTRATIVE OVERHEAD FOR THE QUARTER  
ENDING DECEMBER 31, 2022

Document Reference No: 2023-BA-0019095-E

Date and Time Uploaded: Monday, February 13, 2023 11:20:02 AM

Uploaded By: CRD RECEIVING ISAY

Routed To: BMB-A Christine P. Santos

cc:

Total no. of pages received: 1 copy And 10 pages

The determination of the completeness of the documentary requirements submitted, if any, is subject to the evaluation of the technical person in charge.

This receipt is system generated and does not require signature.

Received by:



DOCUMENT  
MANAGEMENT  
SYSTEM



Republic of the Philippines  
DEPARTMENT OF PUBLIC WORKS AND HIGHWAYS  
**CENTRAL OFFICE**  
Manila

January 30, 2023

Secretary **AMENAH F. PANGANDAMAN**  
Department of Budget and Management  
Boncodin Hall, Gen. Solano St., San Miguel, Manila


Attention: **Director Maria Cresencia D. Sunga**  
Budget and Management Bureau -A

Dear Secretary Pangandaman:

In compliance with Section 14 of the Special Provisions of the Republic Act (RA) No. 11639, the General Appropriations Act (GAA) for Fiscal Year 2022, we are furnishing your office the Consolidated Statement of Utilization of the 3.5% Engineering and Administrative Overhead for the Quarter ending December 31, 2022

Very truly yours,

MANUEL M. BONGHAN  
Secretary

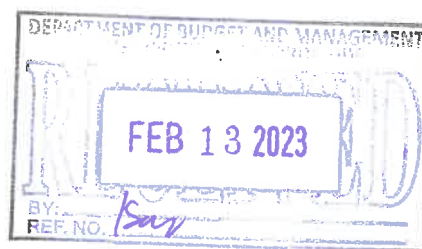
  
MARIA CATALINA E. CABRAL, Ph.D., CESO  
OFFICER - IN - CHARGE

8.1.1 DBS/GEC

Department of Public Works and Highways  
Office of the Secretary



WIN3004728





Republic of the Philippines  
DEPARTMENT OF PUBLIC WORKS AND HIGHWAYS  
**CENTRAL OFFICE**  
Manila

January 30, 2023

Secretary **AMENAH F. PANGANDAMAN**  
Department of Budget and Management  
Boncodin Hall, Gen. Solano St., San Miguel, Manila

OFFICE OF THE DIRECTOR  
FINANCE SERVICE

FEB 03 2023

RECEIVED BY: gerand  
REF. NO. : \_\_\_\_\_


Attention: **Director Maria Cresencia D. Sunga**  
Budget and Management Bureau -A

Dear Secretary Pangandaman:

In compliance with Section 14 of the Special Provisions of the Republic Act (RA) No. 11639, the General Appropriations Act (GAA) for Fiscal Year 2022, we are furnishing your office the Consolidated Statement of Utilization of the 3.5% Engineering and Administrative Overhead for the Quarter ending December 31, 2022

Very truly yours,

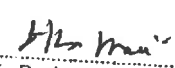
MANUEL  
Secretary

  
M. BONGHAN  
MARIA CATALINA E. CARRAL, Ph.D. CESO-11  
OFFICER-IN-CHARGE

8.1.1 DBS/GEC

BUDGET DIVISION, CFMS

Prepared by: \_\_\_\_\_  
Reviewed by: \_\_\_\_\_  
Data Encoder: \_\_\_\_\_  
Posted by: \_\_\_\_\_

  
Chief Budget Division



Republic of the Philippines  
DEPARTMENT OF PUBLIC WORKS AND HIGHWAYS  
**CENTRAL OFFICE**  
Manila

January 30, 2023

**Honorable ELIZALDY S. CO**  
Chairman, Committee on Appropriations  
House of Representatives  
Constitutional Hills  
Quezon City

Dear Congressman Co:

In compliance with Section 14 of the Special Provisions of the Republic Act (RA) No. 11639, the General Appropriations Act (GAA) for Fiscal Year 2022, we are furnishing your office the Consolidated Statement of Utilization of the 3.5% Engineering and Administrative Overhead for the Quarter ending December 30, 2022.

Very truly yours,

  
**MANUEL M. BONGUAN**  
Secretary  
**MARIA CATALINA E. CABRAL, Ph.D., CESO**  
OFFICER-IN-CHARGE

Department of Public Works and Highways  
Office of the Secretary

  
WIN3004727

8.1.1 DBS/GEC





Republic of the Philippines  
DEPARTMENT OF PUBLIC WORKS AND HIGHWAYS  
**CENTRAL OFFICE**  
Manila

January 30, 2023

**Honorable JUAN EDGARDO "SONNY" M. ANGARA**

Chairman, Committee on Finance  
Senate of the Philippines  
GSIS Building, Roxas Boulevard  
Pasay City

Dear Senator Angara:

In compliance with Section 14 of the Special Provisions of the Republic Act (RA) No. 11639, the General Appropriations Act (GAA) for Fiscal Year 2022, we are furnishing your office the Consolidated Statement of Utilization of the 3.5% Engineering and Administrative Overhead for the Quarter ending December 31, 2022.

Very truly yours,


  
**MANUEL M. BONGAN**  
Secretary  
**MARIA CATALINA E. CABRAL, Ph.D.**  
OFFICER-IN-CHARGE

Department of Public Works and Highways  
Office of the Secretary



WIN3004729

8.1.1 DBS/GEC

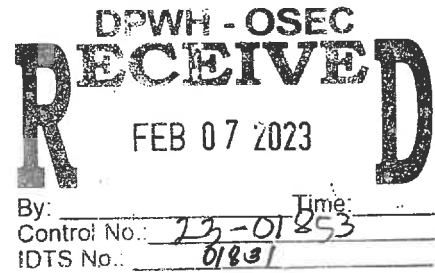




Republic of the Philippines  
DEPARTMENT OF PUBLIC WORKS AND HIGHWAYS  
**CENTRAL OFFICE**  
Manila

January 30, 2023

**Honorable ELIZALDY S. CO**  
Chairman, Committee on Appropriations  
House of Representatives  
Constitutional Hills  
Quezon City



Dear Congressman Co:

In compliance with Section 14 of the Special Provisions of the Republic Act (RA) No. 11639, the General Appropriations Act (GAA) for Fiscal Year 2022, we are furnishing your office the Consolidated Statement of Utilization of the 3.5% Engineering and Administrative Overhead for the Quarter ending December 30, 2022.

Very truly yours,

MANUEL M. BONGHAN  
Secretary



8.1.1 DBS/GEC



Republic of the Philippines  
DEPARTMENT OF PUBLIC WORKS AND HIGHWAYS  
**CENTRAL OFFICE**  
Manila

January 30, 2023

**Honorable JUAN EDGARDO "SONNY" M. ANGARA**

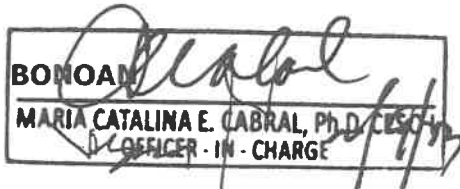
Chairman, Committee on Finance  
Senate of the Philippines  
GSIS Building, Roxas Boulevard  
Pasay City

Dear Senator Angara:

In compliance with Section 14 of the Special Provisions of the Republic Act (RA) No. 11639, the General Appropriations Act (GAA) for Fiscal Year 2022, we are furnishing your office the Consolidated Statement of Utilization of the 3.5% Engineering and Administrative Overhead for the Quarter ending December 31, 2022.

Very truly yours,

**MANUEL M. BONOAN**  
Secretary



8.1.1 DBS/GEC

BUDGET DIVISION, CFMS

Prepared by:	.....
Reviewed by:	.....
Data Encoder:	.....
Posted by:	.....

*[Signature]*  
Chief Budget Division

**For the Quarter ending December 31, 2022**  
**Current Allotment**

OFFICE	(i) Administrative Overhead	(ii) Pre-construction activities	(iii) Construction Project Management	(iv) Testing and Quality Control	(v) Acquisition, rehabilitation and repair of related equipment and parts	(vi) Contingencies in relation to pre-construction activities	Other MOOE	TOTAL
Central Office	53,941,025.45							53,941,025.45
NCR	135,473,727.79	73,622,698.56	151,413,047.12	17,550,264.82	57,296,694.92	11,522,978.48	20,452,317.98	467,331,729.67
CAR	294,376,256.86	9,658,702.69	264,599,675.38	73,700,419.23	146,179,846.44	75,932,146.14	12,259,259.03	876,706,305.77
REGION I	236,496,333.83	29,339,121.32	18,663,920.05	3,686,724.58	19,244,987.07		94,116,652.26	401,547,739.11
REGION II	86,651,632.32	21,412,993.76	131,975,237.13	53,718,228.82	35,001,927.30			328,760,019.33
REGION III	523,758,738.63	52,787,834.98	46,602,539.73	41,157,310.61	423,425,310.04	14,871.40		1,087,746,605.39
REGION IV-A	79,355,179.46	201,742.00	1,579,434.52	869,098.96	216,031,227.28	-	252,938,805.15	550,975,487.37
REGION IV-B	146,179,264.68	60,357,891.29	82,941,198.55	17,464,939.45	232,155,888.52			539,099,182.49
REGION V	459,763,461.54	24,400,279.08	52,602,517.65	6,818,979.41	631,344,394.87	4,200,385.00	27,949,247.05	1,207,079,264.60
REGION VI	131,850,460.01	50,305,777.48	60,838,987.52	29,589,305.44	54,251,299.30			326,835,829.75
REGION VII	234,459,420.16	11,474,362.82	17,081,255.96	60,199,957.27	64,797,727.68			388,012,723.89
REGION VIII	580,301,571.79	50,302,085.51	44,311,488.40	31,861,239.18	78,400,000.59	17,742,138.40	81,795,233.50	884,713,757.37
REGION IX	96,727,344.87	10,183,841.21	97,331,817.93	19,187,389.86	52,266,818.56	1,616,136.00	37,530,740.46	314,844,088.89
REGION X	396,456,486.00	21,571,782.09	37,172,799.78	22,283,464.91	76,724,319.52	1,616,136.00	37,530,740.46	593,355,728.76
REGION XI	569,254,437.24	77,956,927.95	149,686,495.92	40,736,864.11	114,331,297.01	-	19,614,358.39	971,580,380.62
REGION XII	113,743,638.30	20,460,732.68	60,722,968.60	47,698,989.25	42,673,858.30	2,336,650.75	9,671,018.38	297,307,856.26
REGION XIII	302,119,047.24	4,486,449.46	31,919,537.21	26,718,696.07	75,206,807.23			440,450,537.21
<b>TOTAL</b>	<b>4,440,908,026.17</b>	<b>518,523,222.88</b>	<b>1,249,442,921.45</b>	<b>493,241,871.97</b>	<b>2,319,332,404.63</b>	<b>114,981,442.17</b>	<b>-593,858,372.66</b>	<b>9,730,288,261.93</b>

Prepared by:

*Deborah B. Sta. Maria*  
**DEBORAH B. STA. MARIA**  
OIC, Budget Division

820,362.27



**CONSOLIDATED UTILIZATION OF THE 3.50% ENGINEERING & ADMINISTRATIVE OVERHEAD**  
**For the Quarter ending December 31, 2022**  
**Extended Allotment**

297,546.72  
308,828.00  
345,263.01

OFFICE	(i) Administrative Overhead	(ii) Pre-construction activities	(iii) Construction Project Management	(iv) Testing and Quality Control	(v) Acquisition, rehabilitation and repair of related equipment and parts	(vi) Contingencies in relation to pre-construction activities	Other MOOE	TOTAL
Central Office	26,236,510.73							26,236,510.73
NCR	116,972,261.95	8,751,586.32	133,780,391.43	14,123,495.50	83,994,063.00	774,527.59	4,624,495.81	363,020,821.60
CAR	67,859,888.98	10,590,042.24	64,302,321.35	21,626,006.25	17,453,827.59	18,171,527.22	32,385,552.13	232,389,165.76
REGION I	22,931,714.78	1,040,571.20	2,298,309.34	566,494.36	8,383,100.00		23,315,820.26	58,536,009.94
REGION II	20,642,722.57		45,342,235.81	12,629,215.61				78,614,173.99
REGION III	111,133,130.83	31,422,423.36	17,110,697.96	23,447,571.21	108,697,579.65			291,811,403.01
REGION IV-A	27,550,328.19	36,981.00	526,518.00	290,407.00	63,950,135.32	39,740.00	67,991,899.61	160,386,009.12
REGION IV-B	49,762,682.66	22,076,987.15	21,448,242.06	12,426,058.19	291,256.51			106,005,226.57
REGION V	240,405,849.48	9,851,684.71	16,825,122.50	9,005,000.57	419,268,722.42		26,443,244.73	721,799,624.41
REGION VI	7,514,299.61	2,359,225.92	9,428,722.55	2,077,734.00	1,204,139.18			22,584,121.26
REGION VII	33,830,495.68	1,155,525.38	9,579,465.47	1,298,146.96	1,118,442.18			46,982,075.67
REGION VIII	75,065,423.38	4,615,150.72	3,663,101.19	2,681,930.73	16,053,470.41			102,079,076.43
REGION IX	38,291,853.52	23,572,048.69	16,938,187.00	12,261,341.30	2,065,565.54	520,476.87	10,068,989.91	103,718,462.83
REGION X	79,817,204.28	6,900,213.93	8,847,405.15	9,026,051.14	81,720,568.59	520,476.87	10,068,989.91	196,900,909.87
REGION XI	78,484,052.90	19,983,888.19	18,168,067.92	11,560,406.59	75,254,731.87	-	2,929,260.33	206,380,407.80
REGION XII	33,079,222.21	7,344,218.61	14,347,534.31	7,447,675.68	21,930,278.37			84,148,929.18
REGION XIII	144,737,362.38	342,191.67	51,588,245.70	9,305,304.32	56,942,971.95			262,916,076.02
<b>TOTAL</b>	<b>1,174,315,004.13</b>	<b>150,042,739.09</b>	<b>434,194,567.74</b>	<b>149,772,839.41</b>	<b>958,328,852.58</b>	<b>20,026,748.55</b>	<b>177,828,252.69</b>	<b>3,064,509,004.19</b>

Prepared by:

*AK-Maria*  
**DEBORAH B. STA. MARIA**  
OIC, Budget Division

**CONSOLIDATED UTILIZATION OF THE 3.50% ENGINEERING & ADMINISTRATIVE OVERHEAD**  
**For the Quarter ending December 31, 2022**  
**Continuing Appropriation**

OFFICE	(i) Administrative Overhead	(ii) Pre-construction activities	(iii) Construction Project Management	(iv) Testing and Quality Control	(v) Acquisition, rehabilitation and repair of related equipment and parts	(vi) Contingencies in relation to pre-construction activities	Other MOOE	TOTAL
Central Office								-
NCR	17,464,883.97	12,178,037.14	13,191,230.90	3,396,134.58	6,580,654.00		1,028,530.65	53,839,471.24
CAR	29,684,501.07	1,718,202.65	19,094,624.07	6,829,817.87	11,986,931.50	2,391,985.00		71,706,062.16
REGION I	2,218,309.08	707,026.26	3,665,402.35	675,195.08	15,600.00		1,459,233.28	8,740,766.05
REGION II								-
REGION III	32,441,701.51	489,011.65	63,260.00	18,855.00	16,336,574.13			49,349,402.29
REGION IV-A	3,414,723.39	-	(1,100.00)	-	640,873.25	-	14,247,786.52	18,302,283.16
REGION IV-B	44,436,477.05	26,080,164.33	50,415,175.51	11,828,699.81	10,698,732.18			143,459,248.88
REGION V	28,515,456.80	2,095,355.85	2,460,007.96	1,030,282.59	5,255,079.77		3,687,336.24	43,043,519.21
REGION VI	1,117,974.39	376,885.21	274,869.83	81,531.29				1,851,260.72
REGION VII	17,175,294.66	3,844,407.29	2,327,853.77	736,580.18	321,332.31	265,120.14	1,349,743.27	26,020,331.62
REGION VIII	22,101,342.12	2,086,402.84	3,821,512.00	2,154,200.00				30,163,456.96
REGION IX	7,463,319.78	-	1,941,350.79	-	-	-	-	9,404,670.57
REGION X	14,048,181.78		2,196,139.79		96,100.00		115,000.00	16,455,421.57
REGION XI	7,225,072.30	2,556,053.93	5,986,204.85	4,331,717.35	189,719.00	-	1,619,656.52	21,908,423.95
REGION XII	14,687,902.82	1,432,148.97	3,891,261.01	317,510.36	1,225,436.39			21,554,259.55
REGION XIII	2,533,273.02		798,114.94		129,540.31			3,460,928.27
<b>TOTAL</b>	<b>244,528,413.74</b>	<b>53,563,696.12</b>	<b>110,125,907.77</b>	<b>31,400,524.11</b>	<b>53,476,572.84</b>	<b>2,657,105.14</b>	<b>23,507,286.48</b>	<b>519,259,506.20</b>

Prepared by:

  
**DEBORAH B. STA. MARIA**  
 OIC, Budget Division

**CONSOLIDATED UTILIZATION OF THE 3.50% ENGINEERING & ADMINISTRATIVE OVERHEAD**  
**For the Quarter ending December 31, 2022**  
**Current, Extended and Continuing Appropriation**

OFFICE	(i) Administrative Overhead	(ii) Pre-construction activities	(iii) Construction Project Management	(iv) Testing and Quality Control	(v) Acquisition, rehabilitation and repair of related equipment and parts	(vi) Contingencies in relation to pre-construction activities	Other MOOE	TOTAL
Central Office	80,177,536.18	-	-	-	-	-	-	80,177,536.18
NCR	269,910,873.71	94,552,322.02	298,384,669.45	35,069,894.90	147,871,411.92	12,297,506.07	26,105,344.44	884,192,022.51
CAR	391,920,646.91	21,966,947.58	347,996,620.80	102,156,243.35	175,620,605.53	96,495,658.36	44,644,811.16	1,180,801,533.69
REGION I	261,646,357.69	31,086,718.78	24,627,631.74	4,928,414.02	27,643,687.07	-	118,891,705.80	468,824,515.10
REGION II	107,294,354.89	21,412,993.76	177,317,472.94	66,347,444.43	35,001,927.30	-	-	407,374,193.32
REGION III	667,333,570.97	84,699,269.99	63,776,497.69	64,623,736.82	548,459,463.82	14,871.40	-	1,428,907,410.69
REGION IV-A	110,320,231.04	238,723.00	2,104,852.52	1,159,505.96	280,622,235.85	39,740.00	335,178,491.28	729,663,779.65
REGION IV-B	240,378,424.39	108,515,042.77	154,804,616.12	41,719,697.45	243,145,877.21	-	-	788,563,657.94
REGION V	728,684,767.82	36,347,319.64	71,887,648.11	16,854,262.57	1,055,868,197.06	4,200,385.00	58,079,828.02	1,971,922,408.22
REGION VI	140,482,734.01	53,041,888.61	70,542,579.90	31,748,570.73	55,455,438.48	-	-	351,271,211.73
REGION VII	285,465,210.50	16,474,295.49	28,988,575.20	62,234,684.41	66,237,502.17	265,120.14	1,349,743.27	461,015,131.18
REGION VIII	677,468,337.29	57,003,639.07	51,796,101.59	36,697,369.91	94,453,471.00	17,742,138.40	81,795,233.50	1,016,956,290.76
REGION IX	142,482,518.17	33,755,889.90	116,211,355.72	31,448,731.16	54,332,384.10	2,136,612.87	47,599,730.37	427,967,222.29
REGION X	328,324,806.22	28,471,996.02	28,124,800.90	69,226,008.41	146,614,396.27	520,476.87	47,714,730.37	648,997,215.06
REGION XI	654,963,562.44	100,496,870.07	173,840,768.69	56,628,988.04	189,775,747.89	-	24,163,275.24	1,199,869,212.37
REGION XII	161,510,763.33	29,237,100.26	78,961,763.92	55,464,175.29	65,829,573.06	2,336,650.75	9,671,018.38	403,011,044.99
REGION XIII	449,389,682.64	4,828,641.13	84,305,897.85	36,024,000.39	132,279,319.49	-	-	706,827,541.50
<b>TOTAL</b>	<b>5,697,754,378.20</b>	<b>722,129,658.09</b>	<b>1,773,671,853.14</b>	<b>712,331,727.84</b>	<b>3,319,211,238.22</b>	<b>136,049,159.86</b>	<b>795,193,911.83</b>	<b>13,156,341,927.18</b>


Prepared by:

  
**DEBORAH B. STA. MARIA**  
 OIC, Budget Division

**CONSOLIDATED UTILIZATION OF THE 3.50% ENGINEERING & ADMINISTRATIVE OVERHEAD**  
**As of December 31, 2022**  
**Current Allotment**

OFFICE	(i) Administrative Overhead	(ii) Pre-construction activities	(iii) Construction Project Management	(iv) Testing and Quality Control	(v) Acquisition, rehabilitation and repair of related equipment and parts	(vi) Contingencies in relation to pre-construction activities	Other MOOE	TOTAL
Central Office	82,049,603.72	-	-	-	-	-	-	82,049,603.72
NCR	286,444,086.74	136,167,902.02	344,323,182.55	30,825,860.49	137,852,097.30	23,045,956.96	39,782,374.44	998,441,460.50
CAR	479,674,753.68	21,976,383.64	524,726,287.08	127,830,962.77	175,954,761.06	88,843,982.09	20,659,761.23	1,439,666,891.55
REGION I	503,117,715.02	45,218,762.99	28,591,977.10	10,183,877.71	21,084,342.91	-	107,477,722.40	715,674,398.13
REGION II	215,915,718.74	44,372,778.98	229,266,938.74	92,669,365.83	37,881,647.23	-	-	620,106,449.52
REGION III	933,001,651.08	107,535,665.09	78,774,103.24	60,777,573.50	711,462,165.70	48,463,082.29	-	1,940,014,240.90
REGION IV-A	228,663,820.52	281,542.00	1,617,679.52	876,538.96	293,405,940.48	2,299,000.00	483,519,413.59	1,010,663,935.07
REGION IV-B	212,674,377.70	108,224,534.05	135,673,851.81	26,888,795.23	288,237,225.68	-	349,353.56	772,048,138.03
REGION V	757,806,810.02	37,674,975.58	84,582,006.38	10,732,836.26	800,468,836.41	8,663,070.00	51,657,834.78	1,751,586,369.43
REGION VI	350,039,205.84	122,454,053.75	153,046,673.96	82,736,337.44	98,452,758.55	3,777,760.68	-	810,506,790.22
REGION VII	452,271,372.94	23,421,311.86	46,441,500.85	89,323,788.93	75,647,611.66	494,944.22	11,735,891.61	699,336,422.07
REGION VIII	1,172,095,810.00	89,059,340.10	85,242,199.83	57,473,762.00	132,782,323.89	26,185,217.90	150,855,187.56	1,713,693,841.28
REGION IX	306,585,953.69	28,969,945.44	246,718,374.93	38,301,020.20	69,660,053.02	1,616,136.00	45,402,504.75	737,253,988.03
REGION X	962,111,547.81	34,837,615.94	88,177,662.22	37,249,638.14	115,038,641.94	1,616,136.00	85,248,632.83	1,324,279,874.89
REGION XI	797,776,711.64	186,690,114.74	259,949,380.01	307,060,134.01	151,680,724.70	-	40,830,608.10	1,743,987,673.20
REGION XII	257,261,115.35	49,596,610.31	135,163,350.42	81,664,384.26	51,345,055.56	3,807,133.50	24,235,077.43	603,072,726.83
REGION XIII	531,830,473.04	8,014,190.74	60,604,612.75	43,627,358.82	115,846,009.11	-	-	759,922,644.46
<b>TOTAL</b>	<b>8,529,320,727.53</b>	<b>1,044,495,727.23</b>	<b>2,502,899,781.40</b>	<b>1,098,222,234.55</b>	<b>3,276,800,195.20</b>	<b>208,812,419.64</b>	<b>1,061,754,362.28</b>	<b>17,722,305,447.83</b>

Prepared by:

  
**DEBORAH B. STA. MARIA**  
 OIC, Budget Division

**CONSOLIDATED UTILIZATION OF THE 3.50% ENGINEERING & ADMINISTRATIVE OVERHEAD**  
**As of December 31, 2022**  
**Extended Allotment**

OFFICE	(i) Administrative Overhead	(ii) Pre-construction activities	(iii) Construction Project Management	(iv) Testing and Quality Control	(v) Acquisition, rehabilitation and repair of related equipment and parts	(vi) Contingencies in relation to pre-construction activities	Other MOOE	TOTAL
Central Office	323,884,500.69	1,969,455.09	-	-	6,463,056.11	-	-	332,317,011.89
NCR	302,833,657.67	40,010,924.67	272,619,344.11	30,363,062.00	355,776,002.85	774,527.59	21,868,755.77	1,024,246,274.66
CAR	177,499,574.23	25,181,226.05	168,177,353.94	71,772,535.23	32,415,774.31	70,895,056.91	56,842,740.73	602,784,261.40
REGION I	141,034,598.91	11,133,696.38	7,757,149.07	1,802,374.85	37,204,647.40	-	40,269,561.56	239,202,028.17
REGION II	122,796,863.90	3,429,001.70	112,503,175.68	35,297,753.21	6,752,591.02	-	-	280,779,385.51
REGION III	330,938,483.99	60,639,878.48	35,444,431.20	33,279,010.67	183,373,617.45	1,764,958.58	-	645,440,380.37
REGION IV-A	150,626,651.09	344,490.00	4,758,244.00	1,928,977.00	246,267,908.37	39,740.00	174,169,393.32	578,135,403.79
REGION IV-B	131,558,136.57	49,606,462.04	66,150,786.45	28,340,698.00	773,256.51	268,456.30	8,198,240.12	284,896,035.99
REGION V	454,743,481.81	18,907,189.42	29,058,089.01	14,611,456.49	637,406,303.59	-	52,737,272.63	1,207,463,792.95
REGION VI	83,197,766.12	22,713,698.53	35,800,848.84	14,721,621.52	3,400,648.23	2,397,156.00	-	162,231,739.25
REGION VII	183,229,789.06	16,456,924.49	19,947,034.99	8,114,125.89	7,459,937.04	4,332.00	9,156,785.10	244,364,596.57
REGION VIII	208,088,817.75	22,594,947.57	14,544,660.78	10,486,618.53	49,105,881.64	-	16,134,547.44	320,955,473.71
REGION IX	188,157,110.84	29,874,219.82	32,203,445.82	42,388,483.96	64,955,553.69	520,476.87	14,055,433.87	372,154,724.87
REGION X	318,808,858.79	16,988,992.71	27,158,396.60	19,767,998.92	104,691,779.06	520,476.87	30,794,114.84	518,730,617.79
REGION XI	417,116,243.87	116,922,607.69	133,653,592.69	46,945,328.95	92,502,983.87	-	12,157,757.04	819,298,514.11
REGION XII	84,111,925.22	16,039,228.87	48,971,162.65	21,979,632.88	35,053,270.26	188,965.43	5,695,808.08	212,039,993.39
REGION XIII	442,230,221.67	726,741.73	177,985,043.28	31,383,368.52	86,598,022.49	-	-	738,923,397.69
TOTAL	4,060,856,682.19	453,539,685.24	1,186,732,759.11	413,183,046.62	1,950,201,233.89	77,374,146.55	442,080,410.50	8,583,967,964.11

Prepared by:

*bls maria*  
**DEBORAH B. STA. MARIA**  
 OIC, Budget Division

**CONSOLIDATED UTILIZATION OF THE 3.50% ENGINEERING & ADMINISTRATIVE OVERHEAD**  
**As of December 31, 2022**  
**Continuing Appropriation**

OFFICE	(i) Administrative Overhead	(ii) Pre-construction activities	(iii) Construction Project Management	(iv) Testing and Quality Control	(v) Acquisition, rehabilitation and repair of related equipment and parts	(vi) Contingencies in relation to pre-construction activities	Other MOOE	TOTAL
Central Office	-	-	-	-	-	-	-	-
NCR	50,906,546.86	24,449,943.88	31,225,389.80	5,979,861.52	12,113,483.00	-	2,013,647.59	126,688,872.65
CAR	45,455,234.53	3,549,228.65	29,393,087.80	13,626,942.57	17,025,346.32	4,580,100.38	-	113,629,940.25
REGION I	8,684,337.65	2,121,078.78	11,703,752.14	2,180,790.38	15,600.00	-	5,946,522.07	30,652,081.02
REGION II	-	-	-	-	-	-	-	-
REGION III	85,099,756.81	34,516,144.69	773,467.56	467,945.29	39,086,832.90	-	-	159,944,147.25
REGION IV-A	14,714,739.15	-	156,376.00	-	1,104,774.29	-	23,060,277.94	39,036,167.38
REGION IV-B	65,863,580.98	41,936,274.22	84,312,584.42	15,198,934.52	16,298,732.18	-	-	223,610,106.32
REGION V	52,682,592.10	4,169,111.70	4,807,010.60	1,993,308.48	6,753,079.77	-	5,996,536.98	76,401,639.63
REGION VI	2,048,106,004.08	294,146,974.59	710,333,734.86	202,418,728.94	-	-	-	3,255,005,442.47
REGION VII	36,641,925.74	6,290,988.47	3,376,532.31	1,535,022.64	1,188,820.53	265,120.14	1,413,175.63	50,711,585.46
REGION VIII	2,193,269,117.33	352,019,094.28	752,421,787.54	213,592,334.48	-	-	-	3,511,302,333.63
REGION IX	8,632,319.78	-	3,540,450.74	2,050,000.00	1,830,000.00	-	-	16,052,770.52
REGION X	16,263,452.13	-	2,869,402.72	-	96,100.00	-	115,000.00	19,343,954.85
REGION XI	26,050,653.11	10,511,001.55	17,047,684.78	14,186,739.50	223,538.00	-	2,639,069.96	70,658,686.90
REGION XII	22,008,155.10	3,333,655.55	5,290,043.53	987,696.47	1,238,436.39	-	-	32,857,987.04
REGION XIII	4,861,263.14	-	1,533,019.94	-	234,363.52	-	-	6,628,646.60
<b>TOTAL</b>	<b>4,679,239,678.50</b>	<b>777,043,496.36</b>	<b>1,658,784,324.75</b>	<b>474,218,304.78</b>	<b>97,209,106.90</b>	<b>4,845,220.52</b>	<b>41,184,230.17</b>	<b>7,732,524,361.98</b>

Prepared by:

  
**DEBORAH B. STA. MARIA**  
 OIC, Budget Division

**CONSOLIDATED UTILIZATION OF THE 3.50% ENGINEERING & ADMINISTRATIVE OVERHEAD**  
**As of December 31, 2022**  
**Current, Extended and Continuing Appropriation**

OFFICE	(i) Administrative Overhead	(ii) Pre-construction activities	(iii) Construction Project Management	(iv) Testing and Quality Control	(v) Acquisition, rehabilitation and repair of related equipment and parts	(vi) Contingencies in relation to pre-construction activities	Other MOOE	TOTAL
Central Office	405,934,104.41	1,969,455.09	-	-	6,463,056.11	-	-	414,366,615.61
NCR	640,184,291.27	200,628,770.57	648,167,916.46	67,168,784.01	505,741,583.15	23,820,484.55	63,664,777.80	2,149,376,607.81
CAR	702,629,562.44	50,706,838.34	722,296,728.82	213,230,440.57	225,395,881.69	164,319,139.38	77,502,501.96	2,156,081,093.20
REGION I	652,836,651.58	58,473,538.15	48,052,878.31	14,167,042.94	58,304,590.31	-	153,693,806.03	985,528,507.32
REGION II	338,712,582.64	47,801,780.68	341,770,114.42	127,967,119.04	44,634,238.25	-	-	900,885,835.03
REGION III	1,349,039,891.88	202,691,688.26	114,992,002.00	94,524,529.46	933,922,616.05	50,228,040.87	-	2,745,398,768.52
REGION IV-A	394,005,210.76	626,032.00	6,532,299.52	2,805,515.96	540,778,623.14	2,338,740.00	680,749,084.85	1,627,835,506.24
REGION IV-B	410,096,095.25	199,767,270.31	286,137,222.68	70,428,427.75	305,309,214.37	268,456.30	8,547,593.68	1,280,554,280.34
REGION V	1,265,232,883.93	60,751,276.70	118,447,105.99	27,337,601.23	1,444,628,219.77	8,663,070.00	110,391,644.39	3,035,451,802.01
REGION VI	2,481,342,976.05	439,314,726.87	899,181,257.67	299,876,687.90	101,853,406.78	6,174,916.68	-	4,227,743,971.94
REGION VII	672,143,087.74	46,169,224.82	69,765,068.15	98,972,937.46	84,296,369.23	764,396.36	22,305,852.34	994,416,936.10
REGION VIII	3,573,453,745.08	463,673,381.95	852,208,648.15	281,552,715.01	181,888,205.53	26,185,217.90	166,989,735.00	5,545,951,648.62
REGION IX	503,375,384.31	58,844,165.26	282,462,271.49	82,739,504.16	136,445,606.71	2,136,612.87	59,457,938.62	1,125,461,483.42
REGION X	1,135,186,792.90	51,826,608.65	98,113,917.72	94,934,129.43	207,899,929.16	520,476.87	116,157,747.67	1,704,639,602.39
REGION XI	1,240,943,608.62	314,123,723.98	410,650,657.48	368,192,202.45	244,407,246.58	-	55,627,435.10	2,633,944,874.21
REGION XII	363,381,195.67	68,969,494.73	189,424,556.60	104,631,713.61	87,636,762.21	3,996,098.93	29,930,885.51	847,970,707.26
REGION XIII	978,921,957.85	8,740,932.47	240,122,675.97	75,010,727.34	202,678,395.12	-	-	1,505,474,688.75
<b>TOTAL</b>	<b>17,107,420,022.38</b>	<b>2,275,078,908.83</b>	<b>5,328,325,321.43</b>	<b>2,023,540,078.31</b>	<b>5,312,283,944.16</b>	<b>289,415,650.71</b>	<b>1,545,019,002.95</b>	<b>33,881,082,928.78</b>

Prepared by:

*Deborah B. Sta. Maria*  
**DEBORAH B. STA. MARIA**  
 OIC, Budget Division