



In following-up, pls. cite DMS ref #

2024-BA-0169766-E

REPUBLIC OF THE PHILIPPINES
DEPARTMENT OF BUDGET AND MANAGEMENT
GENERAL SOLANO STREET, SAN MIGUEL, MANILA

ACKNOWLEDGEMENT RECEIPT

The **DEPARTMENT OF BUDGET AND MANAGEMENT** hereby acknowledges the receipt of your letter/request which has been uploaded to the DBM-Document Management System and routed to the appropriate office/s with the following information:

Sender: 10 DPWH - PERSONAL DELIVERY

Document Title: DPWH-CONSOLIDATED STATEMENT OF UTILIZATION OF THE 3.5%
ENGINEERING AND ADMINISTRATIVE OVERHEAD AS OF SEPTEMBER 30,
2024

Document Reference No: 2024-BA-0169766-E

Date and Time Uploaded: Friday, December 13, 2024 10:20:56 AM

Uploaded By: CRD RECEIVING NICKO

Routed To: BMB-A Christine P. Santos

CC:

Total no of pages received: 1 copy and 10 pages

The determination of the completeness of the documentary requirements submitted, if any, is subject to the evaluation of the technical person in charge.

This receipt is system generated and does not require signature.

Received by:



DOCUMENT
MANAGEMENT
SYSTEM



Republic of the Philippines
DEPARTMENT OF PUBLIC WORKS AND HIGHWAYS
OFFICE OF THE SECRETARY
Bonifacio Drive, Port Area Manila




December 9, 2024

Secretary AMENAH F. PANGANDAMAN

Department of Budget and Management
Boncodin Hall, Gen. Solano St., San Miguel, Manila

Attention: **Director Maria Cresencia D. Sunga**
Budget Management Bureau-A



Dear Secretary Pangandaman :

In compliance with Section 18 of the Special Provisions of the GAA- FY-2024, we are furnishing your office the Consolidated Statement of Utilization of the 3.5% Engineering and Administrative Overhead as of September 30, 2024.

Very truly yours,


MANUEL M. BONOAN
Secretary

Department of Public Works and Highways
Office of the Secretary



8.1.1 DBS/GEC/MAP



Republic of the Philippines
DEPARTMENT OF PUBLIC WORKS AND HIGHWAYS
OFFICE OF THE SECRETARY
Bonifacio Drive, Port Area Manila



December 9, 2024

Secretary AMENAH F. PANGANDAMAN
Department of Budget and Management
Boncodin Hall, Gen. Solano St., San Miguel, Manila


Attention: **Director Maria Cresencia D. Sunga**
Budget Management Bureau-A

Dear Secretary Pangandaman :

In compliance with Section 18 of the Special Provisions of the GAA- FY-2024, we are furnishing your office the Consolidated Statement of Utilization of the 3.5% Engineering and Administrative Overhead as of September 30, 2024.

Very truly yours,


MANUEL M. BONOAN
Secretary

ⁱⁿ
8.1.1 DBS/GEC/MAP





Republic of the Philippines
DEPARTMENT OF PUBLIC WORKS AND HIGHWAYS
OFFICE OF THE SECRETARY
Bonifacio Drive, Port Area Manila



December 9, 2024

Honorable GRACE POE

Chairman, Committee on Finance
Senate of the Philippines
GSIS Building, Roxas Boulevard
Pasay City



Dear Senator Poe :

In compliance with Section 18 of the Special Provisions of the GAA- FY-2024, we are furnishing your office the Consolidated Statement of Utilization of the 3.5% Engineering and Administrative Overhead as of September 30, 2024.


Very truly yours,


MANUEL M. BONOAN
Secretary

Department of Public Works and Highways
Office of the Secretary



8.1.1 DBS/GEC/MAP



Republic of the Philippines
DEPARTMENT OF PUBLIC WORKS AND HIGHWAYS
OFFICE OF THE SECRETARY
Bonifacio Drive, Port Area Manila



December 9, 2024

Honorable GRACE POE


Chairman, Committee on Finance
Senate of the Philippines
GSIS Building, Roxas Boulevard
Pasay City

Dear Senator Poe :

In compliance with Section 18 of the Special Provisions of the GAA- FY-2024, we are furnishing your office the Consolidated Statement of Utilization of the 3.5% Engineering and Administrative Overhead as of September 30, 2024.

Very truly yours,


MANUEL M. BONOAN
Secretary

ⁱⁿ
8.1.1 DBS/GEC/MAP





Republic of the Philippines
DEPARTMENT OF PUBLIC WORKS AND HIGHWAYS
CENTRAL OFFICE
Manila



December 9, 2024

Honorable Elizaldy S. Co

Chairman, Committee on Appropriations
House of Representatives
Constitutional Hills
Quezon City



Dear Congressman Co :

In compliance with Section 18 of the Special Provisions of the GAA- FY-2024, we are furnishing your office the Consolidated Statement of Utilization of the 3.5% Engineering and Administrative Overhead as of September 30, 2024.

Very truly yours,

MANUEL M. BONOAN
Secretary

Department of Public Works and Highways
Office of the Secretary



8.1.1 DBS/GEC/MAP




Republic of the Philippines
DEPARTMENT OF PUBLIC WORKS AND HIGHWAYS
OFFICE OF THE SECRETARY
Bonifacio Drive, Port Area Manila



December 9, 2024

Honorable Elizalde S. Co
Chairman, Committee on Appropriations
House of Representatives
Constitutional Hills
Quezon City




Dear Congressman Co :

In compliance with Section 18 of the Special Provisions of the GAA- FY-2024, we are furnishing your office the Consolidated Statement of Utilization of the 3.5% Engineering and Administrative Overhead as of September 30, 2024.

Very truly yours,

MANUEL M. BONOAN
Secretary

8.1.1 DBS/GEC/MAP



CONSOLIDATED UTILIZATION OF THE 3.50% ENGINEERING & ADMINISTRATIVE OVERHEAD
For the Quarter ending September 30, 2024
Current, Extended and Continuing Appropriation

OFFICE	(i) Administrative Overhead	(ii) Pre-construction activities	(iii) Construction Project Management	(iv) Testing and Quality Control	(v) Acquisition, rehabilitation and repair of related equipment and parts	(vi) Contingencies in relation to pre-construction activities	Other MOOE	TOTAL
Central Office	201,864,880.99	-	-	-	-	-	-	201,864,880.99
NCR	343,416,135.18	-	(462,051.55)	-	198,056,871.77	21,692,558.90	43,672,050.09	606,375,564.39
CAR	270,778,392.62	35,578,734.57	276,690,538.91	93,785,368.02	136,159,085.72	6,562,917.25	30,495,685.11	850,050,722.19
REGION I	226,717,665.01	21,362,584.95	6,600,727.07	2,346,519.61	7,176,219.36	-	43,816,097.81	308,019,813.81
REGION II	135,768,888.34	42,591,697.21	99,780,614.43	44,001,697.79	(20,868,646.40)	16,120.00	(553,440.02)	300,736,931.35
REGION III	394,582,403.93	24,191,730.32	32,980,074.14	5,545,443.60	328,710,858.68	160,095.31	8,765,911.48	794,936,517.46
REGION IV-A	382,862,153.46	667,303.00	2,953,267.00	1,960,922.55	479,128,915.51	-	455,746,762.17	1,323,319,323.69
REGION IV-B	322,635,761.51	164,659,900.90	184,712,228.09	107,676,539.76	115,823,104.17	-	73,899,815.81	969,407,350.24
REGION V	284,804,603.30	14,876,662.96	11,683,504.97	5,353,364.81	343,101,151.36	2,670,000.00	10,564,768.67	673,054,056.06
REGION VI	124,209,444.04	63,345,381.24	83,399,878.08	69,905,532.73	31,117,226.31	91,515.84	29,189,392.49	401,258,370.73
REGION VII	278,321,602.18	(185,847.61)	3,412,631.08	19,719,889.91	79,379,105.71	(4,425,941.17)	10,594,510.63	386,815,950.73
REGION VIII	133,484,724.37	12,528,955.30	10,947,855.35	7,218,714.46	78,321,869.14	695,672.30	36,051,170.96	279,248,961.88
REGION IX	333,632,032.38	35,626,883.93	164,831,935.04	46,990,821.39	40,286,100.30	9,580,360.00	33,804,690.18	664,752,823.22
REGION X	336,142,238.70	10,610,307.20	13,129,700.09	17,783,904.14	67,194,014.44	-	44,133,638.37	488,993,802.94
REGION XI	190,373,033.40	65,811,940.53	60,499,160.36	34,495,439.65	49,721,011.06	-	31,034,353.44	431,934,938.44
REGION XII	206,336,481.80	31,824,782.84	85,934,857.49	40,572,198.97	31,177,636.07	25,000.00	1,797,686.75	397,668,643.92
REGION XIII	278,193,387.44	5,908,541.91	5,968,311.15	15,463,448.50	18,407,504.65	-	-	323,941,193.65
TOTAL	4,444,123,828.64	529,399,559.25	1,043,063,231.69	512,819,805.89	1,982,892,027.85	37,068,298.43	853,013,093.94	9,402,379,845.69

Prepared by:

Deborah B. Sta. Maria
DEBORAH B. STA. MARIA
 OIC, Budget Division

CONSOLIDATED UTILIZATION OF THE 3.50% ENGINEERING & ADMINISTRATIVE OVERHEAD
For the Quarter ending September 30, 2024
Current Allotment

OFFICE	(i) Administrative Overhead	(ii) Pre-construction activities	(iii) Construction Project Management	(iv) Testing and Quality Control	(v) Acquisition, rehabilitation and repair of related equipment and parts	(vi) Contingencies in relation to pre-construction activities	Other MOOE	TOTAL
Central Office	21,565,144.77							21,565,144.77
NCR	243,968,588.11	-	(462,051.55)	-	178,286,342.29	15,673,646.90	42,043,533.88	479,510,059.63
CAR	160,222,209.42	15,245,502.59	145,899,534.75	34,152,704.08	38,717,230.41	4,071,557.04	14,981,361.87	413,290,100.16
REGION I	194,772,272.52	10,341,775.37	6,279,783.69	2,206,786.44	2,983,474.36	-	38,559,498.24	255,143,590.62
REGION II	110,459,293.01	34,111,630.94	105,489,777.07	37,857,767.54	(21,279,386.68)	16,120.00	(1,003,741.14)	265,651,460.74
REGION III	203,067,185.88	13,222,549.02	18,836,040.42	1,961,463.77	105,906,490.01	160,095.31	8,765,911.48	351,919,735.89
REGION IV-A	122,888,916.75	182,203.00	436,727.00	30,936.00	180,960,774.32		190,113,671.66	494,613,228.73
REGION IV-B	263,133,675.42	128,806,823.98	170,306,358.61	103,267,822.63	20,328,711.59	-	44,768,212.91	730,611,605.14
REGION V	177,693,939.46	5,812,045.76	7,096,871.69	3,369,915.38	248,299,768.06	2,670,000.00	688,543.48	445,631,083.81
REGION VI	108,904,829.81	61,386,153.37	77,999,357.28	68,145,847.73	26,351,881.72	91,515.84		342,879,585.75
REGION VII	179,204,603.13	788,235.46	4,151,168.25	21,206,870.25	13,900,757.35	(2,030,170.50)		217,221,463.94
REGION VIII	93,919,567.22	4,458,842.62	4,681,220.01	3,827,085.95	74,813,207.00	-	10,791,614.86	192,491,537.66
REGION IX	193,377,692.71	28,477,637.09	97,275,214.14	27,149,406.34	7,280,653.32	1,080,360.00	18,432,739.77	373,073,703.37
REGION X	291,666,456.22	9,334,756.84	11,264,223.17	5,346,310.06	15,528,995.49	-	37,392,456.13	370,533,197.91
REGION XI	140,639,323.82	54,167,569.49	28,672,059.09	25,311,909.49	39,560,413.81	-	23,297,784.81	311,649,060.51
REGION XII	93,596,756.76	26,739,541.78	47,030,743.66	22,415,191.33	16,749,274.58	-	1,770,724.75	208,302,232.86
REGION XIII	134,664,269.77	5,663,588.20	3,648,041.20	1,030,271.74	7,896,226.64			152,902,397.55
TOTAL	2,733,744,724.77	398,738,855.51	728,605,068.47	357,280,288.72	956,284,814.27	21,733,124.59	430,602,312.70	5,626,989,189.04

Deborah B. Sta. Maria
DEBORAH B. STA. MARIA
 OIC, Budget Division

CONSOLIDATED UTILIZATION OF THE 3.50% ENGINEERING & ADMINISTRATIVE OVERHEAD
For the Quarter ending September 30, 2024
Extended Allotment

OFFICE	(i) Administrative Overhead	(ii) Pre-construction activities	(iii) Construction Project Management	(iv) Testing and Quality Control	(v) Acquisition, rehabilitation and repair of related equipment and parts	(vi) Contingencies in relation to pre-construction activities	Other MOOE	TOTAL
Central Office	180,299,736.22							180,299,736.22
NCR	99,447,547.07	-	-	-	19,770,529.48	6,018,912.00	1,628,516.21	126,865,504.76
CAR	110,556,183.20	20,333,231.98	130,791,004.16	59,632,663.94	97,441,855.31	2,491,360.21	15,514,323.24	436,760,622.04
REGION I	19,437,773.14	11,020,809.58	320,943.38	139,733.17	4,192,745.00	-	5,256,599.57	40,368,603.84
REGION II	25,309,595.33	8,480,066.27	-5,709,162.64	6,143,930.25	410,740.28		450,301.12	35,085,470.61
REGION III	191,515,218.05	10,969,181.30	14,144,033.72	3,583,979.83	222,804,368.67			443,016,781.57
REGION IV-A	259,973,236.71	485,100.00	2,516,540.00	1,929,986.55	298,168,141.19		265,633,090.51	828,706,094.96
REGION IV-B	59,502,086.09	35,853,076.92	14,405,869.48	4,408,717.13	95,494,392.58	-	29,131,602.90	238,795,745.10
REGION V	107,110,663.84	9,064,617.20	4,586,633.28	1,983,449.43	94,801,383.31	-	9,876,225.19	227,422,972.25
REGION VI	15,304,614.23	1,959,227.87	5,400,520.80	1,759,685.00	4,765,344.59	-	29,189,392.49	58,378,784.98
REGION VII	99,116,999.05	(974,083.07)	(738,537.17)	(1,486,980.34)	65,478,348.36	(2,395,770.67)	10,594,510.63	169,594,486.79
REGION VIII	39,565,157.15	8,070,112.68	6,266,635.34	3,391,628.51	3,508,662.14	695,672.30	25,259,556.10	86,757,424.22
REGION IX	140,254,339.67	7,149,246.84	67,556,720.90	19,841,415.05	33,005,446.98	8,500,000.00	15,371,950.41	291,679,119.85
REGION X	44,475,782.48	1,275,550.36	1,865,476.92	12,437,594.08	51,665,018.95		6,741,182.24	118,460,605.03
REGION XI	49,733,709.58	11,644,371.04	31,827,101.27	9,183,530.16	10,160,597.25	-	7,736,568.63	120,285,877.93
REGION XII	112,739,725.04	5,085,241.06	38,904,113.83	18,157,007.64	14,428,361.49	25,000.00	26,962.00	189,366,411.06
REGION XIII	143,529,117.67	244,953.71	2,320,269.95	14,433,176.76	10,511,278.01	-		171,038,796.10
TOTAL	1,697,871,484.51	130,660,703.74	314,458,163.22	155,539,517.16	1,026,607,213.58	15,335,173.84	422,410,781.24	3,762,883,037.30

Prepared by:

Deborah B. Sta. Maria
DEBORAH B. STA. MARIA
 OIC, Budget Division

CONSOLIDATED UTILIZATION OF THE 3.50% ENGINEERING & ADMINISTRATIVE OVERHEAD
For the Quarter ending September 30, 2024
Continuing Appropriation

OFFICE	#VALUE!							TOTAL
	(i) Administrative Overhead	(ii) Pre-construction activities	(iii) Construction Project Management	(iv) Testing and Quality Control	(v) Acquisition, rehabilitation and repair of related equipment and parts	(vi) Contingencies in relation to pre-construction activities	Other MOOE	
Central Office								-
NCR								-
CAR								-
REGION I	12,507,619.35							12,507,619.35
REGION II								-
REGION III								-
REGION IV-A								-
REGION IV-B								-
REGION V								-
REGION VI								-
REGION VII								-
REGION VIII								-
REGION IX								-
REGION X								-
REGION XI								-
REGION XII								-
REGION XIII								-
TOTAL	12,507,619.35	-	-	-	-	-	-	12,507,619.35

Prepared by:

DL-De Maria
DEBORAH B. STA. MARIA
OIC, Budget Division

CONSOLIDATED UTILIZATION OF THE 3.50% ENGINEERING & ADMINISTRATIVE OVERHEAD
As of September 30, 2024
Current, Extended and Continuing Appropriation

OFFICE	(i) Administrative Overhead	(ii) Pre-construction activities	(iii) Construction Project Management	(iv) Testing and Quality Control	(v) Acquisition, rehabilitation and repair of related equipment and parts	(vi) Contingencies in relation to pre-construction activities	Other MOOE	TOTAL
Central Office	375,786,389.72	-	-	-	-	-	-	375,786,389.72
NCR	705,740,982.57	10,827,559.09	9,026,583.12	21,440,918.92	347,732,933.68	50,044,961.05	73,015,743.73	1,217,829,682.16
CAR	402,776,740.66	58,375,688.18	485,594,334.20	170,156,079.09	238,385,550.55	10,245,531.02	31,564,714.73	1,397,098,638.42
REGION I	428,959,321.31	24,851,135.44	12,481,196.08	4,002,327.50	11,281,199.71	-	175,993,589.08	657,568,769.12
REGION II	522,623,177.23	198,966,180.48	289,959,231.36	166,774,601.90	31,862,987.45	16,120.00	601,768.32	1,210,804,066.74
REGION III	805,347,941.03	50,614,635.46	227,955,078.78	21,137,644.71	776,781,018.10	160,095.31	9,433,731.66	1,891,430,145.05
REGION IV-A	753,707,481.82	1,017,763.00	6,695,045.00	3,521,296.55	835,169,388.05	-	896,184,352.02	2,496,295,326.43
REGION IV-B	388,800,003.94	190,792,822.46	223,863,662.89	122,544,684.11	118,363,238.85	-	97,958,515.17	1,142,322,927.42
REGION V	549,332,040.53	26,194,353.68	18,674,701.08	7,213,769.53	640,015,253.79	2,670,000.00	22,012,419.72	1,266,112,538.32
REGION VI	318,500,323.76	164,613,647.70	196,601,911.96	147,574,552.98	70,770,199.08	517,475.84	29,189,392.49	927,767,503.80
REGION VII	733,554,277.93	3,732,755.30	8,189,489.25	21,510,624.10	147,941,576.26	(3,959,196.36)	25,956,954.51	936,926,480.99
REGION VIII	311,248,108.37	90,875,014.58	49,005,974.00	21,549,134.51	114,297,034.52	695,672.30	54,330,377.22	642,001,315.50
REGION IX	516,649,454.43	57,872,512.99	292,803,661.52	97,086,806.73	81,702,042.03	9,580,360.00	56,802,659.29	1,112,497,496.99
REGION X	928,235,291.82	16,408,470.56	31,180,449.23	25,788,029.70	164,675,101.03	-	84,601,257.15	1,250,888,599.49
REGION XI	397,605,656.08	123,455,978.33	166,234,052.64	66,164,361.65	85,122,849.56	-	54,779,859.07	893,362,757.33
REGION XII	512,247,274.14	45,901,576.92	140,398,060.10	65,828,233.55	68,159,165.14	25,000.00	111,607,478.76	944,166,788.61
REGION XIII	623,674,611.11	12,308,186.58	20,732,437.52	26,343,924.60	54,841,653.92	-	-	737,900,813.73
TOTAL	9,274,789,076.43	1,076,808,280.75	2,179,395,868.72	988,636,990.13	3,787,101,191.73	69,996,019.16	1,724,032,812.92	19,100,760,239.82

Prepared by:

DEBORAH B. STA. MARIA
DEBORAH B. STA. MARIA
OIC, Budget Division

CONSOLIDATED UTILIZATION OF THE 3.50% ENGINEERING & ADMINISTRATIVE OVERHEAD
As of September 30, 2024
Current Allotment

OFFICE	(i) Administrative Overhead	(ii) Pre-construction activities	(iii) Construction Project Management	(iv) Testing and Quality Control	(v) Acquisition, rehabilitation and repair of related equipment and parts	(vi) Contingencies in relation to pre-construction activities	Other MOOE	TOTAL
Central Office	21,565,144.77	-	-	-	-	-	-	21,565,144.77
NCR	376,360,320.78	6,168,115.86	4,001,977.96	598,353.35	196,939,813.17	24,471,685.27	55,461,600.41	664,001,866.80
CAR	207,201,090.24	19,332,648.05	249,183,426.81	65,683,132.42	45,572,993.60	5,324,213.61	15,133,975.38	607,431,480.12
REGION I	226,185,492.91	13,501,615.75	11,637,339.31	3,507,024.58	6,046,952.63	-	109,081,337.39	369,959,762.57
REGION II	379,736,845.58	147,488,867.99	227,586,869.46	120,305,530.54	(17,240,799.46)	16,120.00	(1,003,741.14)	856,889,692.97
REGION III	361,530,353.82	18,183,137.81	152,933,497.34	7,045,949.46	241,537,804.33	160,095.31	8,861,526.06	790,252,364.13
REGION IV-A	291,663,665.12	301,003.00	1,689,565.00	500,996.00	352,118,088.52	-	415,883,375.16	1,062,156,692.80
REGION IV-B	322,493,819.91	152,796,134.45	208,706,595.16	117,663,168.02	21,879,504.75	-	46,019,737.30	869,568,969.59
REGION V	231,301,773.02	6,121,319.84	7,808,328.19	3,767,379.38	296,317,877.92	2,670,000.00	702,978.05	548,689,656.38
REGION VI	221,221,718.90	134,160,680.83	151,398,419.57	121,575,332.09	46,715,015.80	514,975.84	-	675,586,143.03
REGION VII	362,004,749.16	2,840,460.72	6,968,987.57	21,818,201.81	18,438,092.43	(2,008,115.74)	2,616,983.85	412,679,359.80
REGION VIII	167,177,039.79	68,824,503.24	12,748,024.91	9,011,835.73	91,348,857.00	-	12,374,400.35	361,484,661.02
REGION IX	265,426,562.75	45,518,851.05	149,544,232.86	54,204,293.85	18,328,882.76	1,080,360.00	26,230,894.43	560,334,077.70
REGION X	699,424,036.94	14,320,636.71	24,967,752.64	10,638,956.16	26,357,390.25	-	53,169,252.92	828,878,025.62
REGION XI	243,535,036.42	75,830,588.94	62,123,062.31	34,670,896.02	56,855,489.04	-	36,196,857.75	509,211,930.47
REGION XII	219,083,939.48	36,078,830.90	70,889,748.93	32,525,002.10	25,828,515.34	-	103,846,980.13	488,253,016.88
REGION XIII	232,870,588.84	8,277,460.38	10,206,376.69	7,260,543.99	12,698,735.71	-	-	271,313,705.61
TOTAL	4,828,782,178.42	749,744,855.52	1,352,394,204.70	610,776,595.50	1,439,743,213.79	32,229,334.29	884,576,158.04	9,898,246,540.25

Prepared by:

Deborah Sta. Maria
DEBORAH STA. MARIA
 OIC, Budget Division

CONSOLIDATED UTILIZATION OF THE 3.50% ENGINEERING & ADMINISTRATIVE OVERHEAD
As of September 30, 2024
Extended Allotment

OFFICE	(i) Administrative Overhead	(ii) Pre-construction activities	(iii) Construction Project Management	(iv) Testing and Quality Control	(v) Acquisition, rehabilitation and repair of related equipment and parts	(vi) Contingencies in relation to pre-construction activities	Other MOOE	TOTAL
Central Office	354,221,244.95	-	-	-	-	-	-	354,221,244.95
NCR	329,380,661.79	4,659,443.23	5,024,605.16	20,842,565.57	150,793,120.51	25,573,275.78	17,554,143.32	553,827,815.36
CAR	195,575,650.41	39,043,040.13	236,410,907.39	104,472,946.66	192,812,556.95	4,921,317.41	16,430,739.35	789,667,158.30
REGION I	190,266,209.05	11,349,519.69	843,856.77	495,302.92	5,234,247.08	-	66,912,251.69	275,101,387.20
REGION II	142,886,331.65	51,477,312.49	62,372,361.90	46,469,071.36	49,103,786.91	-	1,605,509.46	353,914,373.77
REGION III	443,771,607.80	32,431,497.65	75,021,581.44	14,091,695.25	535,243,213.77	-	572,205.60	1,101,131,801.51
REGION IV-A	462,043,816.70	716,760.00	5,005,480.00	3,020,300.55	483,051,299.53	-	480,300,976.85	1,434,138,633.63
REGION IV-B	66,306,184.03	37,996,688.01	15,157,067.73	4,881,516.09	96,483,734.10	-	51,938,777.87	272,763,967.83
REGION V	318,030,267.51	20,073,033.84	10,866,372.89	3,446,390.15	343,697,375.88	-	21,309,441.67	717,422,881.94
REGION VI	97,278,604.86	30,452,966.87	45,203,492.39	25,999,220.89	24,055,183.28	2,500.00	29,189,392.49	252,181,360.78
REGION VII	371,549,528.77	892,294.58	1,220,501.68	(307,577.71)	129,503,483.83	(1,951,080.62)	23,339,970.66	524,247,121.19
REGION VIII	144,071,068.58	22,050,511.34	36,257,949.09	12,537,298.78	22,948,177.52	695,672.30	41,955,976.87	280,516,654.48
REGION IX	251,222,891.68	12,353,661.94	143,259,428.66	42,882,512.88	63,373,159.27	8,500,000.00	30,571,764.86	552,163,419.29
REGION X	228,811,254.88	2,087,833.85	6,212,696.59	15,149,073.54	138,317,710.78	-	31,432,004.23	422,010,573.87
REGION XI	154,070,619.66	47,625,389.39	104,110,990.33	31,493,465.63	28,267,360.52	-	18,583,001.32	384,150,826.86
REGION XII	293,163,334.66	9,822,746.02	69,508,311.17	33,303,231.45	42,330,649.80	25,000.00	7,760,498.63	455,913,771.73
REGION XIII	390,804,022.27	4,030,726.20	10,526,060.83	19,083,380.61	42,142,918.21	-	-	466,587,108.12
TOTAL	4,433,453,299.25	327,063,425.23	827,001,664.01	377,860,394.63	2,347,357,977.94	37,766,684.87	839,456,654.87	9,189,960,100.81

DL-mac
DEBORAH B. STA. MARIA
OIC, Budget Division

CONSOLIDATED UTILIZATION OF THE 3.50% ENGINEERING & ADMINISTRATIVE OVERHEAD
As of September 30, 2024
Continuing Appropriation

OFFICE	(i) Administrative Overhead	(ii) Pre-construction activities	(iii) Construction Project Management	(iv) Testing and Quality Control	(v) Acquisition, rehabilitation and repair of related equipment and parts	(vi) Contingencies in relation to pre-construction activities	Other MOOE	TOTAL
Central Office	-	-	-	-	-	-	-	-
NCR	-	-	-	-	-	-	-	-
CAR	-	-	-	-	-	-	-	-
REGION I	12,507,619.35	-	-	-	-	-	-	-
REGION II	-	-	-	-	-	-	-	12,507,619.35
REGION III	45,979.41	-	-	-	-	-	-	-
REGION IV-A	-	-	-	-	-	-	-	45,979.41
REGION IV-B	-	-	-	-	-	-	-	-
REGION V	-	-	-	-	-	-	-	-
REGION VI	-	-	-	-	-	-	-	-
REGION VII	-	-	-	-	-	-	-	-
REGION VIII	-	-	-	-	-	-	-	-
REGION IX	-	-	-	-	-	-	-	-
REGION X	-	-	-	-	-	-	-	-
REGION XI	-	-	-	-	-	-	-	-
REGION XII	-	-	-	-	-	-	-	-
REGION XIII	-	-	-	-	-	-	-	-
TOTAL	12,553,598.76	-	-	-	-	-	-	12,553,598.76

Prepared by:


DEBORAH B. STA. MARIA
 OIC, Budget Division