



In following-up, pls. cite DMS ref #

2020-BA-0071862

REPUBLIC OF THE PHILIPPINES
DEPARTMENT OF BUDGET AND MANAGEMENT
GENERAL SOLANO STREET, SAN MIGUEL, MANILA

ACKNOWLEDGEMENT RECEIPT

The **DEPARTMENT OF BUDGET AND MANAGEMENT** hereby acknowledges the receipt of your letter/request which has been uploaded to the DBM-Document Management System and routed to the appropriate office/s with the following information:

Sender: DPWH - PERSONAL DELIVERY

Document Title: DPWH-CO-CONSOLIDATED STATEMENT OF UTILIZATION OF THE 3.5% ENGINEERING AND ADMINISTRATIVE OVERHEAD AS OF JUNE 30, 2020

Document Reference No: 2020-BA-0071862

Date and Time Uploaded: Wednesday, August 19, 2020 3:03:30 PM

Uploaded By: RECEIVING GLENN

Routed To: BMB-A Christine P. Santos


CC:

Total no of pages received: 1 copy and 8 pages


The determination of the completeness of the documentary requirements submitted, if any, is subject to the evaluation of the technical person in charge.

This receipt is system generated and does not require signature.

Received by:



DOCUMENT
MANAGEMENT
SYSTEM



Republic of the Philippines
DEPARTMENT OF PUBLIC WORKS AND HIGHWAYS
CENTRAL OFFICE
Manila

August 17, 2020

Secretary **WENDEL E. AVISADO**
Department of Budget and Management
Boncodin Hall, Gen. Solano St., San Miguel, Manila

Attention: **Director Ma. Grace M. delos Santos**
OIC, Budget and Management Bureau -A

Dear Secretary Avisado:

In compliance with Section 13 of the Special Provisions of the GAA- FY-2020, we are furnishing your office the Consolidated Statement of Utilization of the 3.5% Engineering and Administrative Overhead as of June 30, 2020.

Very truly yours,

ARDELIZA R. MEDENILLA, MNSA, CESO I
Undersecretary for Support Services

Copy furnished:

Senator JUAN EDGARDO "SONNY" M. ANGARA
Chairman, Committee on Finance
Senate of the Philippines
GSIS Building, Roxas Boulevard
Pasay City

Congressman ISIDRO R. UNGAB
Chairman, Committee on Appropriations
House of Representatives
Constitutional Hills
Quezon City

8.1.1 MDA/GEC

JH 08-17-20
RECORDS MGT. DIVISION

CONSOLIDATED UTILIZATION OF THE 3.50% ENGINEERING & ADMINISTRATIVE OVERHEAD
As of June 30, 2020
Current, Extended and Continuing Appropriation

OFFICE	(i) Administrative Overhead	(ii) Pre-construction activities	(iii) Construction Project Management	(iv) Testing and Quality Control	(v) Acquisition, rehabilitation and repair of related equipment and parts	TOTAL
Central Office	124,256,818.35	-	-	-	-	124,256,818.35
NCR	75,530,450.61	7,624,404.26	25,095,475.57	7,129,780.66	5,743,588.22	121,123,699.32
CAR	96,023,813.41	2,059,701.05	16,920,300.64	6,982,118.45	882,080.02	122,868,013.56
REGION I	144,623,058.86	-	-	-	397,841.46	145,020,900.32
REGION II	54,106,042.11	2,010,994.96	64,672,624.63	25,788,876.68	6,544,697.54	153,123,235.92
REGION III	271,944,403.32	12,958,513.21	20,688,660.72	12,492,911.84	141,100,148.25	459,184,637.34
REGION IV-A	197,688,761.83	30,393,972.12	43,657,526.11	24,055,552.32	-	295,795,812.38
REGION IV-B	25,242,677.79	1,697,758.05	18,171,397.84	5,093,842.07	5,514,312.69	55,719,988.44
REGION V	181,838,145.31	829,243.33	1,137,634.93	397,823.27	34,623,543.15	218,826,389.99
REGION VI	123,566,356.73	13,651,239.74	31,831,285.26	20,937,850.31	24,398,872.52	214,385,604.55
REGION VII	135,954,982.65	7,872,439.04	29,059,711.15	10,349,519.42	19,936,002.50	203,172,654.76
REGION VIII	169,427,708.51	3,960,582.19	15,556,074.01	11,549,888.73	2,120,195.96	202,614,449.40
REGION IX	17,586,828.47	73,595.24	31,564,877.88	8,513,394.43	394,938.38	58,133,634.40
REGION X	197,362,956.77	1,842,250.52	20,504,778.31	15,093,290.88	24,575,554.19	259,378,830.67
REGION XI	186,627,185.98	6,397,628.10	47,391,689.02	42,141,093.24	14,098,238.11	296,655,834.45
REGION XII	101,305,208.60	11,420,597.04	52,925,688.72	15,004,884.34	8,420,218.93	189,076,597.63
REGION XIII	96,313,739.37	432,040.27	87,489,327.37	22,382,257.01	5,089,587.56	211,706,951.58
TOTAL	2,199,399,138.66	103,224,959.12	506,667,052.16	227,913,083.64	293,839,819.48	3,331,044,053.06



Prepared by:

MARLOU D. ALFANTA
MARLOU D. ALFANTA
 Chief, Budget Division

CONSOLIDATED UTILIZATION OF THE 3.50% ENGINEERING & ADMINISTRATIVE OVERHEAD
As of June 30, 2020
Current Allotment

OFFICE	(i) Administrative Overhead	(ii) Pre-construction activities	(iii) Construction Project Management	(iv) Testing and Quality Control	(v) Acquisition, rehabilitation and repair of related equipment and parts	TOTAL
Central Office	14,928,037.60	-	-	-	-	14,928,037.60
NCR	52,389,050.01	6,508,259.47	13,782,228.54	5,411,558.40	5,095,957.26	83,187,053.68
CAR	55,814,133.95	340,986.72	11,267,770.06	4,016,132.58	773,772.02	72,212,795.32
REGION I	78,613,575.43	-	-	-	397,841.46	79,011,416.89
REGION II	23,423,094.80	729,543.40	27,237,633.64	21,346,151.50	742,683.40	73,479,106.74
REGION III	151,447,072.94	6,569,885.82	11,785,591.82	7,672,689.83	22,405,078.16	199,880,318.57
REGION IV-A	72,627,195.92	10,100,412.80	20,863,237.01	6,430,099.50	-	110,020,945.23
REGION IV-B	15,103,055.66	513,841.67	8,736,279.63	2,985,536.74	452,230.61	27,790,944.31
REGION V	123,878,962.92	-	-	-	-	123,878,962.92
REGION VI	47,014,337.86	768,279.92	13,984,951.09	9,284,522.07	345,937.00	71,398,027.94
REGION VII	94,163,117.26	2,226,420.94	21,428,600.79	6,263,745.23	1,584,520.48	125,666,404.70
REGION VIII	105,642,474.15	1,463,252.00	10,741,604.00	7,145,837.28	1,632,195.96	126,625,363.39
REGION IX	16,112,648.17	-	9,205,743.36	3,306,145.27	308,334.63	28,932,871.43
REGION X	73,206,662.67	248,478.18	10,715,101.00	3,345,732.52	4,222,920.54	91,738,894.91
REGION XI	108,247,072.72	6,397,628.10	35,167,055.51	24,864,509.02	9,723,700.98	184,399,966.33
REGION XII	79,250,015.23	9,304,303.84	43,468,753.50	11,740,571.64	2,910,764.57	146,674,408.78
REGION XIII	39,054,984.30	432,040.27	20,103,818.73	8,823,927.63	3,637,904.92	72,052,675.85
TOTAL	1,150,915,491.59	45,603,333.13	258,488,368.68	122,637,159.21	54,233,841.99	1,631,878,194.59

Prepared by:


MARILOU D. ALFANTA
 Chief, Budget Division


CONSOLIDATED UTILIZATION OF THE 3.50% ENGINEERING & ADMINISTRATIVE OVERHEAD
As of June 30, 2020
Extended Allotment

OFFICE	(i) Administrative Overhead	(ii) Pre-construction activities	(iii) Construction Project Management	(iv) Testing and Quality Control	(v) Acquisition, rehabilitation and repair of related equipment and parts	TOTAL
Central Office	109,328,780.75	-	-	-	-	109,328,780.75
NCR	23,141,400.60	1,116,144.79	11,313,247.03	1,718,222.26	647,630.96	37,936,645.64
CAR	40,209,679.46	1,718,714.33	5,652,530.58	2,965,985.87	108,308.00	50,655,218.24
REGION I	66,009,483.43	-	-	-	-	66,009,483.43
REGION II	30,682,947.31	1,281,451.56	37,434,990.99	4,442,725.18	5,802,014.14	79,644,129.18
REGION III	120,497,330.38	6,388,627.39	8,903,068.90	4,820,222.01	118,695,070.09	259,304,318.77
REGION IV-A	125,061,565.91	20,293,559.32	22,794,289.10	17,625,452.82	-	185,774,867.15
REGION IV-B	10,139,622.13	1,183,916.38	9,435,118.21	2,108,305.33	5,062,082.08	27,929,044.13
REGION V	57,764,182.39	829,243.33	1,137,634.93	397,823.27	34,623,543.15	94,752,427.07
REGION VI	76,552,018.87	12,882,959.82	17,846,334.17	11,653,328.24	24,052,935.52	142,987,576.61
REGION VII	41,791,865.39	5,646,018.10	7,631,110.36	4,085,774.19	18,351,482.02	77,506,250.06
REGION VIII	63,785,234.36	2,497,330.19	4,814,470.01	4,404,051.45	488,000.00	75,989,086.01
REGION IX	1,474,180.30	73,595.24	22,359,134.52	5,207,249.16	86,603.75	29,200,762.97
REGION X	124,156,294.10	1,593,772.34	9,789,677.31	11,747,558.36	20,352,633.65	167,639,935.76
REGION XI	78,380,113.26	-	12,224,633.51	17,276,584.22	4,374,537.13	112,255,868.12
REGION XII	22,055,193.37	2,116,293.20	9,456,935.22	3,264,312.70	5,509,454.36	42,402,188.85
REGION XIII	57,258,755.07	-	67,385,508.64	13,558,329.38	1,451,682.64	139,654,275.73
TOTAL	1,048,288,647.08	57,621,625.99	248,178,683.48	105,275,924.43	239,605,977.49	1,698,970,858.47

Prepared by:

Mariou D. Alfanta
MARIOU D. ALFANTA
 Chief, Budget Division

CONSOLIDATED UTILIZATION OF THE 3.50% ENGINEERING & ADMINISTRATIVE OVERHEAD
As of June 30, 2020
Continuing Appropriation

OFFICE	(i) Administrative Overhead	(ii) Pre-construction activities	(iii) Construction Project Management	(iv) Testing and Quality Control	(v) Acquisition, rehabilitation and repair of related equipment and parts	TOTAL
Central Office	-	-	-	-	-	-
NCR	-	-	-	-	-	-
CAR	-	-	-	-	-	-
REGION I	-	-	-	-	-	-
REGION II	-	-	-	-	-	-
REGION III	-	-	-	-	-	-
REGION IV-A	-	-	-	-	-	-
REGION IV-B	-	-	-	-	-	-
REGION V	195,000.00	-	-	-	-	195,000.00
REGION VI	-	-	-	-	-	-
REGION VII	-	-	-	-	-	-
REGION VIII	-	-	-	-	-	-
REGION IX	-	-	-	-	-	-
REGION X	-	-	-	-	-	-
REGION XI	-	-	-	-	-	-
REGION XII	-	-	-	-	-	-
REGION XIII	-	-	-	-	-	-
TOTAL	195,000.00	-	-	-	-	195,000.00

Prepared by:

Marlou D. Alfanta
MARLOU D. ALFANTA
 Chief, Budget Division