



In following-up, pls. cite DMS ref #

2025-BA-0025335-E

REPUBLIC OF THE PHILIPPINES
DEPARTMENT OF BUDGET AND MANAGEMENT
GENERAL SOLANO STREET, SAN MIGUEL, MANILA

ACKNOWLEDGEMENT RECEIPT

The **DEPARTMENT OF BUDGET AND MANAGEMENT** hereby acknowledges the receipt of your letter/request which has been uploaded to the DBM-Document Management System and routed to the appropriate office/s with the following information:

Sender: 15 DPWH - PERSONAL DELIVERY

Document Title: DPWH-OSEC-ENGINEERING AND ADMINISTRATIVE OVERHEAD UTILIZATION FOR CY 2024

Document Reference No: 2025-BA-0025335-E

Date and Time Uploaded: Thursday, February 20, 2025 1:47:45 PM

Uploaded By: CRD RECEIVING GLENN

Routed To: BMB-A Christine P. Santos

CC:

Total no of pages received: 1 copy and 10 pages

The determination of the completeness of the documentary requirements submitted, if any, is subject to the evaluation of the technical person in charge.

This receipt is system generated and does not require signature.

Received by:



DOCUMENT
MANAGEMENT
SYSTEM



Republic of the Philippines
DEPARTMENT OF PUBLIC WORKS AND HIGHWAYS
OFFICE OF THE SECRETARY
Bonifacio Drive, Port Area Manila




BAGONG PILIPINAS

FEB 19 2025

Secretary AMENAH F. PANGANDAMAN

Department of Budget and Management
Boncodin Hall, Gen. Solano St., San Miguel, Manila

ATTENTION : Director Maria Cresencia D. Sunga
Budget Management Bureau-A



Dear Secretary Pangandaman:

SUBJECT : Engineering and Administrative Overhead Utilization for CY 2024

In compliance with Section 18 of the Special Provisions of the GAA- FY-2024, we are furnishing your office the Consolidated Statement of Utilization of the 3.5% Engineering and Administrative Overhead as of December 31, 2024.

Very truly yours,


MANUEL M. BONOAN
Secretary

Department of Public Works and Highways
Office of the Secretary



WIN5004943




Republic of the Philippines
DEPARTMENT OF PUBLIC WORKS AND HIGHWAYS
OFFICE OF THE SECRETARY
Bonifacio Drive, Port Area Manila



FEB 19 2025

Honorable STELLA LUZ A. QUIMBO
Chairman, Committee on Appropriations
House of Representatives
Constitutional Hills
Quezon City



Dear Congresswoman Quimbo:

SUBJECT : Engineering and Administrative Overhead Utilization for CY 2024

In compliance with Section 18 of the Special Provisions of the GAA- FY-2024, we are furnishing your office the Consolidated Statement of Utilization of the 3.5% Engineering and Administrative Overhead as of December 31, 2024.

Very truly yours,


MANUEL M. BONOAN
Secretary

Department of Public Works and Highways
Office of the Secretary



WIN5004948

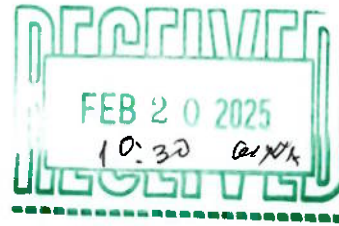


Republic of the Philippines
DEPARTMENT OF PUBLIC WORKS AND HIGHWAYS
OFFICE OF THE SECRETARY
Bonifacio Drive, Port Area Manila



FEB 19 2025

Honorable GRACE POE
Chairman, Committee on Finance
Senate of the Philippines
GSIS Building, Roxas Boulevard
Pasay City



Dear Senator Poe:

SUBJECT : Engineering and Administrative Overhead Utilization for CY 2024

In compliance with Section 18 of the Special Provisions of the GAA- FY-2024, we are furnishing your office the Consolidated Statement of Utilization of the 3.5% Engineering and Administrative Overhead as of December 31, 2024.

Very truly yours,


MANUEL M. BONOAN
Secretary

Department of Public Works and Highways
Office of the Secretary



WIN5004949

CONSOLIDATED UTILIZATION OF THE 3.50% ENGINEERING & ADMINISTRATIVE OVERHEAD
As of December 31, 2024
Current, Extended and Continuing Appropriation

OFFICE	(i) Administrative Overhead	(ii) Pre-construction activities	(iii) Construction Project Management	(iv) Testing and Quality Control	(v) Acquisition, rehabilitation and repair of related equipment and parts	(vi) Contingencies in relation to pre-construction activities	Other MOOE	TOTAL
Central Office	384,905,121.83	-	-	-	-	-	-	384,905,121.83
NCR	1,014,380,221.78	10,827,559.09	9,026,583.12	21,440,918.92	415,665,171.89	210,537,771.19	93,623,356.25	1,775,501,582.24
CAR	922,700,232.72	113,740,139.92	857,873,257.05	290,118,498.03	660,028,699.50	25,889,061.79	104,671,510.63	2,975,021,399.65
REGION I	1,238,236,833.48	68,510,532.14	33,380,679.77	9,049,658.62	49,168,779.77	45,367,730.00	340,589,720.35	1,784,303,934.13
REGION II	729,591,918.55	242,249,447.68	549,338,151.56	238,766,864.24	65,473,203.13	2,035,960.00	2,804,352.83	1,830,259,897.99
REGION III	1,096,084,713.32	69,445,854.63	284,697,238.51	56,153,691.49	1,020,476,063.43	168,653.71	10,045,211.68	2,537,071,426.77
REGION IV-A	923,366,482.35	1,387,828.24	17,273,928.24	4,297,615.86	1,185,902,294.43	-	1,236,212,422.07	3,368,440,571.18
REGION IV-B	417,401,982.43	229,101,753.95	266,445,268.97	148,313,907.42	126,805,415.55	-	103,963,019.47	1,292,031,347.79
REGION V	881,278,243.90	47,506,858.99	32,003,713.35	12,326,834.79	1,365,767,071.32	2,670,000.00	40,166,522.68	2,381,719,245.03
REGION VI	485,474,782.96	255,602,676.65	246,312,975.43	227,283,670.14	101,486,575.61	1,534,131.27	71,303,153.17	1,388,997,965.22
REGION VII	1,351,749,867.93	5,970,464.22	56,435,679.78	97,803,742.99	311,014,378.51	(3,959,196.36)	43,279,101.74	1,862,294,038.81
REGION VIII	832,338,006.42	206,444,049.00	112,531,147.33	59,899,721.25	266,268,003.92	1,391,344.60	128,945,069.37	1,607,817,341.89
REGION IX	807,386,226.72	76,703,732.16	349,545,821.25	132,102,853.51	325,397,087.36	9,588,918.40	57,414,139.31	1,758,138,778.71
REGION X	1,303,179,870.53	29,923,549.19	48,566,543.93	182,276,515.64	254,152,229.94	-	132,685,063.09	1,950,783,772.32
REGION XI	1,040,795,802.04	306,913,405.40	457,048,254.29	176,547,843.58	278,692,431.89	14,995,000.00	174,927,459.18	2,449,920,196.38
REGION XII	864,898,632.72	84,378,398.62	310,523,698.16	173,287,315.08	133,166,616.24	25,000.00	130,626,799.31	1,696,906,460.13
REGION XIII	920,762,111.30	21,864,481.68	37,713,553.82	30,750,983.97	146,767,725.69	-	-	1,157,858,856.46
TOTAL	15,214,531,050.97	1,770,570,731.55	3,668,716,494.56	1,860,420,635.53	6,706,231,748.19	310,244,374.60	2,671,256,901.13	32,201,971,936.54

Prepared by:


DEBORAH B. STA. MARIA
 OIC, Budget Division

CONSOLIDATED UTILIZATION OF THE 3.50% ENGINEERING & ADMINISTRATIVE OVERHEAD
As of December 31, 2024
Current Allotment

OFFICE	(i) Administrative Overhead	(ii) Pre-construction activities	(iii) Construction Project Management	(iv) Testing and Quality Control	(v) Acquisition, rehabilitation and repair of related equipment and parts	(vi) Contingencies in relation to pre-construction activities	Other MOOE	TOTAL
Central Office	21,565,144.77	-	-	-	-	-	-	21,565,144.77
NCR	587,651,922.27	6,168,115.86	4,001,977.96	598,353.35	257,064,312.10	141,750,370.93	76,069,212.93	1,073,304,265.40
CAR	553,266,874.03	58,876,429.95	509,909,519.77	150,293,283.30	162,586,022.06	18,060,620.63	40,674,707.43	1,493,667,457.17
REGION I	967,866,589.67	49,607,508.36	31,385,036.64	8,055,379.43	41,766,845.61	45,367,730.00	233,204,223.75	1,377,253,313.46
REGION II	560,928,001.68	186,654,302.99	443,722,826.39	181,318,359.04	6,744,596.15	2,035,960.00	554,189.82	1,381,958,236.07
REGION III	588,146,566.76	33,803,254.27	194,279,476.96	39,561,561.97	424,732,483.67	164,933.71	9,473,006.08	1,290,161,283.42
REGION IV-A	408,715,438.03	537,968.24	2,115,849.56	707,033.00	631,050,391.98	-	681,055,031.28	1,724,181,712.09
REGION IV-B	349,259,214.18	190,489,157.83	250,114,882.57	142,738,485.22	30,321,681.45	-	52,024,241.60	1,014,947,662.85
REGION V	458,477,704.08	15,553,666.12	15,172,188.62	6,760,416.78	905,547,601.66	2,670,000.00	9,770,884.33	1,413,952,461.58
REGION VI	379,271,463.02	211,840,408.04	197,368,516.59	191,958,966.31	70,618,097.86	1,531,631.27	-	1,052,589,083.09
REGION VII	891,865,173.25	5,078,169.64	54,675,088.10	98,111,320.70	175,040,648.22	(2,008,115.74)	19,809,647.72	1,242,571,931.89
REGION VIII	510,131,151.64	154,049,908.65	35,159,419.27	26,552,191.46	211,573,648.88	-	45,033,115.63	982,499,435.53
REGION IX	492,042,775.69	61,138,967.51	190,890,212.48	86,719,906.36	201,523,562.10	1,085,198.40	26,842,374.45	1,060,242,996.99
REGION X	1,004,950,961.07	24,649,317.90	36,167,464.02	163,022,006.40	100,257,210.34	-	98,979,475.78	1,428,026,435.51
REGION XI	727,993,097.47	203,336,284.60	246,395,333.00	107,865,542.24	191,206,434.08	14,995,000.00	113,115,652.47	1,604,907,343.85
REGION XII	390,860,346.84	69,042,632.30	153,229,387.02	82,966,452.10	62,876,457.61	-	112,846,340.68	871,821,616.55
REGION XIII	463,867,164.65	15,772,930.21	22,134,562.17	11,071,154.43	47,063,493.26	-	-	559,909,304.72
TOTAL	9,356,859,589.09	1,286,599,022.46	2,386,721,741.11	1,298,300,412.09	3,519,973,487.03	225,653,329.20	1,519,452,103.96	19,593,559,684.93


Prepared by:


DEBORAH B. STA. MARIA
 OIC, Budget Division

CONSOLIDATED UTILIZATION OF THE 3.50% ENGINEERING & ADMINISTRATIVE OVERHEAD
As of December 31, 2024
Extended Allotment

OFFICE	(i) Administrative Overhead	(ii) Pre-construction activities	(iii) Construction Project Management	(iv) Testing and Quality Control	(v) Acquisition, rehabilitation and repair of related equipment and parts	(vi) Contingencies in relation to pre-construction activities	Other MOOE	TOTAL
Central Office	363,339,977.06	-	-	-	-	-	-	363,339,977.06
NCR	426,728,299.51	4,659,443.23	5,024,605.16	20,842,565.57	158,600,859.79	68,787,400.26	17,554,143.32	702,197,316.84
CAR	369,433,358.69	54,863,709.97	347,963,737.29	139,825,214.73	497,442,677.44	7,828,441.16	63,996,803.20	1,481,353,942.48
REGION I	257,238,143.81	18,903,023.78	1,995,643.13	994,279.19	7,401,934.16	-	107,385,496.60	393,918,520.67
REGION II	168,663,916.87	55,595,144.69	105,615,325.17	57,448,505.20	58,728,606.98	-	2,250,163.01	448,301,661.92
REGION III	507,892,167.15	35,642,600.36	90,417,761.55	16,592,129.52	595,743,579.76	3,720.00	572,205.60	1,246,864,163.94
REGION IV-A	514,651,044.32	849,860.00	15,158,078.68	3,590,582.86	554,851,902.45	-	555,157,390.78	1,644,258,859.09
REGION IV-B	68,142,768.25	38,612,596.12	16,330,386.40	5,575,422.20	96,483,734.10	-	51,938,777.87	277,083,684.94
REGION V	422,800,539.82	31,953,192.87	16,831,524.73	5,566,418.01	460,219,469.67	-	30,395,638.35	967,766,783.45
REGION VI	106,203,319.94	43,762,268.61	48,944,458.84	35,324,703.83	30,868,477.75	2,500.00	71,303,153.17	336,408,882.14
REGION VII	459,884,694.68	892,294.58	1,760,591.68	(307,577.71)	135,973,730.29	(1,951,080.62)	23,469,454.02	619,722,106.92
REGION VIII	322,206,854.78	52,394,140.35	77,371,728.06	33,347,529.79	54,694,355.04	1,391,344.60	83,911,953.74	625,317,906.36
REGION IX	315,343,451.03	15,564,764.65	158,655,608.77	45,382,947.15	123,873,525.26	8,503,720.00	30,571,764.86	697,895,781.72
REGION X	298,228,909.46	5,274,231.29	12,399,079.91	19,254,509.24	153,895,019.60	-	33,705,587.31	522,757,336.81
REGION XI	312,802,704.57	103,577,120.80	210,652,921.29	68,682,301.34	87,485,997.81	-	61,811,806.71	845,012,852.53
REGION XII	474,038,285.88	15,335,766.32	157,294,311.14	90,320,862.98	70,290,158.63	25,000.00	17,780,458.63	825,084,843.58
REGION XIII	456,894,946.65	6,091,551.47	15,578,991.65	19,679,829.54	99,704,232.43	-	-	597,949,551.74
TOTAL	5,844,493,382.47	483,971,709.09	1,281,994,753.44	562,120,223.45	3,186,258,261.16	84,591,045.40	1,151,804,797.17	12,595,234,172.19

Approved:


DEBORAH B. STA. MARIA
OIC, Budget Division

CONSOLIDATED UTILIZATION OF THE 3.50% ENGINEERING & ADMINISTRATIVE OVERHEAD
As of December 31, 2024
Continuing Appropriation

OFFICE	(i) Administrative Overhead	(ii) Pre-construction activities	(iii) Construction Project Management	(iv) Testing and Quality Control	(v) Acquisition, rehabilitation and repair of related equipment and parts	(vi) Contingencies in relation to pre-construction activities	Other MOOE	TOTAL
Central Office	-	-	-	-	-	-	-	-
NCR	-	-	-	-	-	-	-	-
CAR	-	-	-	-	-	-	-	-
REGION I	13,132,100.00	-	-	-	-	-	-	13,132,100.00
REGION II	-	-	-	-	-	-	-	-
REGION III	45,979.41	-	-	-	-	-	-	45,979.41
REGION IV-A	-	-	-	-	-	-	-	-
REGION IV-B	-	-	-	-	-	-	-	-
REGION V	-	-	-	-	-	-	-	-
REGION VI	-	-	-	-	-	-	-	-
REGION VII	-	-	-	-	-	-	-	-
REGION VIII	-	-	-	-	-	-	-	-
REGION IX	-	-	-	-	-	-	-	-
REGION X	-	-	-	-	-	-	-	-
REGION XI	-	-	-	-	-	-	-	-
REGION XII	-	-	-	-	-	-	-	-
REGION XIII	-	-	-	-	-	-	-	-
TOTAL	13,178,079.41	-	-	-	-	-	-	13,178,079.41

Prepared by:


DEBORAH B. STA. MARIA
 OIC, Budget Division

CONSOLIDATED UTILIZATION OF THE 3.50% ENGINEERING & ADMINISTRATIVE OVERHEAD
For the Quarter ending December 31, 2024
Current, Extended and Continuing Appropriation

OFFICE	(i) Administrative Overhead	(ii) Pre-construction activities	(iii) Construction Project Management	(iv) Testing and Quality Control	(v) Acquisition, rehabilitation and repair of related equipment and parts	(vi) Contingencies in relation to pre-construction activities	Other MOOE	TOTAL
Central Office	9,118,732.11	-	-	-	-	-	-	9,118,732.11
NCR	308,639,239.21	-	-	-	67,932,238.21	160,492,810.14	20,607,612.52	557,671,900.08
CAR	519,923,492.06	55,364,451.74	372,278,922.85	119,962,418.95	421,643,148.95	15,643,530.77	73,106,795.91	1,577,922,761.23
REGION I	809,277,512.17	43,659,396.70	20,899,483.69	5,047,331.12	37,887,580.06	45,367,730.00	164,596,131.27	1,126,735,165.01
REGION II	206,968,741.32	43,283,267.20	259,378,920.20	71,992,262.34	33,610,215.68	2,019,840.00	2,202,584.51	619,455,831.25
REGION III	290,736,772.29	18,831,219.17	56,742,159.73	35,016,046.78	243,695,045.33	8,558.40	611,480.02	645,641,281.72
REGION IV-A	169,659,000.53	370,065.24	10,578,883.24	776,319.31	350,732,906.38	-	340,028,070.05	872,145,244.75
REGION IV-B	28,601,978.49	38,308,931.49	42,581,606.08	25,769,223.31	8,442,176.70	-	6,004,504.30	149,708,420.37
REGION V	331,946,203.38	21,312,505.31	13,329,012.28	5,113,065.26	725,751,817.53	-	18,154,102.96	1,115,606,706.71
REGION VI	166,974,459.20	90,989,028.95	49,711,063.47	79,709,117.16	30,716,376.53	1,016,655.43	42,113,760.68	461,230,461.42
REGION VII	618,195,590.00	2,237,708.92	48,246,190.53	76,293,118.89	163,072,802.25	-	17,322,147.23	925,367,557.82
REGION VIII	521,089,898.05	115,569,034.42	63,525,173.33	38,350,586.74	151,970,969.40	695,672.30	74,614,692.15	965,816,026.39
REGION IX	290,736,772.29	18,831,219.17	56,742,159.73	35,016,046.78	243,695,045.33	8,558.40	611,480.02	645,641,281.72
REGION X	374,944,578.71	13,515,078.63	17,386,094.70	156,488,485.94	89,477,128.91	-	48,083,805.94	699,895,172.83
REGION XI	643,190,145.96	183,457,427.07	290,814,201.65	110,383,481.93	193,569,582.33	14,995,000.00	120,147,600.11	1,556,557,439.05
REGION XII	352,651,358.58	38,476,821.70	170,125,638.06	107,459,081.53	65,007,451.10	-	19,019,320.55	752,739,671.52
REGION XIII	297,087,500.19	9,556,295.10	16,981,116.30	4,407,059.37	91,926,071.77	-	-	419,958,042.73
TOTAL	5,939,741,974.54	693,762,450.81	1,489,320,625.84	871,783,645.41	2,919,130,556.46	240,248,355.44	947,224,088.22	13,101,211,696.71

Prepared by:

DEBORAH B. STA. MARIA
DEBORAH B. STA. MARIA
 OIC, Budget Division

CONSOLIDATED UTILIZATION OF THE 3.50% ENGINEERING & ADMINISTRATIVE OVERHEAD
For the Quarter ending December 31, 2024
Current Allotment

OFFICE	(i) Administrative Overhead	(ii) Pre-construction activities	(iii) Construction Project Management	(iv) Testing and Quality Control	(v) Acquisition, rehabilitation and repair of related equipment and parts	(vi) Contingencies in relation to pre-construction activities	Other MOOE	TOTAL
Central Office								-
NCR	211,291,601.49	-	-	-	60,124,498.93	117,278,685.66	20,607,612.52	409,302,398.60
CAR	346,065,783.78	39,543,781.90	260,726,092.95	84,610,150.88	117,013,028.46	12,736,407.02	25,540,732.06	886,235,977.05
REGION I	741,681,096.76	36,105,892.61	19,747,697.33	4,548,354.85	35,719,892.98	45,367,730.00	124,122,886.36	1,007,293,550.89
REGION II	181,191,156.10	39,165,435.00	216,135,956.93	61,012,828.50	23,985,395.61	2,019,840.00	1,557,930.96	525,068,543.10
REGION III	226,616,212.94	15,620,116.46	41,345,979.62	32,515,612.51	183,194,679.34	4,838.40	611,480.02	499,908,919.29
REGION IV-A	117,051,772.91	236,965.24	426,284.56	206,037.00	278,932,303.46		265,171,656.12	662,025,019.29
REGION IV-B	26,765,394.27	37,693,023.38	41,408,287.41	25,075,317.20	8,442,176.70		6,004,504.30	145,388,703.26
REGION V	227,175,931.07	9,432,346.28	7,363,860.44	2,993,037.40	609,229,723.74	-	9,067,906.28	865,262,805.20
REGION VI	158,049,744.12	77,679,727.21	45,970,097.02	70,383,634.22	23,903,082.06	1,016,655.43		377,002,940.06
REGION VII	529,860,424.09	2,237,708.92	47,706,100.53	76,293,118.89	156,602,555.79	-	17,192,663.87	829,892,572.09
REGION VIII	342,954,111.85	85,225,405.41	22,411,394.36	17,540,355.73	120,224,791.88		32,658,715.28	621,014,774.51
REGION IX	226,616,212.94	15,620,116.46	41,345,979.62	32,515,612.51	183,194,679.34	4,838.40	611,480.02	499,908,919.29
REGION X	305,526,924.13	10,328,681.19	11,199,711.38	152,383,050.24	73,899,820.09		45,810,222.86	599,148,409.89
REGION XI	484,458,061.05	127,505,695.66	184,272,270.69	73,194,646.22	134,350,945.04	14,995,000.00	76,918,794.72	1,095,695,413.38
REGION XII	171,776,407.36	32,963,801.40	82,339,638.09	50,441,450.00	37,047,942.27		8,999,360.55	383,568,599.67
REGION XIII	230,996,575.81	7,495,469.83	11,928,185.48	3,810,610.44	34,364,757.55			288,595,599.11
TOTAL	4,528,077,410.67	536,854,166.95	1,034,327,536.41	687,523,816.59	2,080,230,273.24	193,423,994.91	634,875,945.92	9,695,313,144.68


Prepared by:

DEBORAH B. STA. MARIA
DEBORAH B. STA. MARIA
OIC, Budget Division

CONSOLIDATED UTILIZATION OF THE 3.50% ENGINEERING & ADMINISTRATIVE OVERHEAD
For the Quarter ending December 31, 2024
Extended Allotment

OFFICE	(i) Administrative Overhead	(ii) Pre-construction activities	(iii) Construction Project Management	(iv) Testing and Quality Control	(v) Acquisition, rehabilitation and repair of related equipment and parts	(vi) Contingencies in relation to pre-construction activities	Other MOOE	TOTAL
Central Office	9,118,732.11							9,118,732.11
NCR	97,347,637.72	-	-	-	7,807,739.28	43,214,124.48	-	148,369,501.48
CAR	173,857,708.28	15,820,669.84	111,552,829.90	35,352,268.07	304,630,120.49	2,907,123.75	47,566,063.85	691,686,784.18
REGION I	66,971,934.76	7,553,504.09	1,151,786.36	498,976.27	2,167,687.08	-	40,473,244.91	118,817,133.47
REGION II	25,777,585.22	4,117,832.20	43,242,963.27	10,979,433.84	9,624,820.07		644,653.55	94,387,288.15
REGION III	64,120,559.35	3,211,102.71	15,396,180.11	2,500,434.27	60,500,365.99	3,720.00		145,732,362.43
REGION IV-A	52,607,227.62	133,100.00	10,152,598.68	570,282.31	71,800,602.92		74,856,413.93	210,120,225.46
REGION IV-B	1,836,584.22	615,908.11	1,173,318.67	693,906.11	-	-		4,319,717.11
REGION V	104,770,272.31	11,880,159.03	5,965,151.84	2,120,027.86	116,522,093.79	-	9,086,196.68	250,343,901.51
REGION VI	8,924,715.08	13,309,301.74	3,740,966.45	9,325,482.94	6,813,294.47	-	42,113,760.68	84,227,521.36
REGION VII	88,335,165.91	-	540,090.00	-	6,470,246.46	-	129,483.36	95,474,985.73
REGION VIII	178,135,786.20	30,343,629.01	41,113,778.97	20,810,231.01	31,746,177.52	695,672.30	41,955,976.87	344,801,251.88
REGION IX	64,120,559.35	3,211,102.71	15,396,180.11	2,500,434.27	60,500,365.99	3,720.00		145,732,362.43
REGION X	69,417,654.58	3,186,397.44	6,186,383.32	4,105,435.70	15,577,308.82		2,273,583.08	100,746,762.94
REGION XI	158,732,084.91	55,951,731.41	106,541,930.96	37,188,835.71	59,218,637.29		43,228,805.39	460,862,025.67
REGION XII	180,874,951.22	5,513,020.30	87,785,999.97	57,017,631.53	27,959,508.83		10,019,960.00	369,171,071.85
REGION XIII	66,090,924.38	2,060,825.27	5,052,930.82	596,448.93	57,561,314.22			131,362,443.62
TOTAL	1,411,040,083.22	156,908,283.86	454,993,089.43	184,259,828.82	838,900,283.22	46,824,360.53	312,348,142.30	3,405,274,071.38

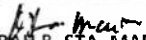
Prepared by:


DEBORAH B. STA. MARIA
 OIC, Budget Division

CONSOLIDATED UTILIZATION OF THE 3.50% ENGINEERING & ADMINISTRATIVE OVERHEAD
For the Quarter ending December 31, 2024
Continuing Appropriation

OFFICE	(i) Administrative Overhead	(ii) Pre-construction activities	(iii) Construction Project Management	(iv) Testing and Quality Control	(v) Acquisition, rehabilitation and repair of related equipment and parts	(vi) Contingencies in relation to pre-construction activities	Other MOOE	TOTAL
Central Office								-
NCR								-
CAR								-
REGION I	624,480.65							624,480.65
REGION II								-
REGION III								-
REGION IV-A								-
REGION IV-B								-
REGION V								-
REGION VI								-
REGION VII								-
REGION VIII								-
REGION IX								-
REGION X								-
REGION XI								-
REGION XII								-
REGION XIII								-
TOTAL	624,480.65	-	-	-	-	-	-	624,480.65

Prepared by:


DEBORAH B. STA. MARIA
OIC, Budget Division