

**QUARTERLY PHYSICAL REPORT OF OPERATION**

Ending 4th Quarter, FY 2021

Department Department of Public Works and Highway

Agency \_\_\_\_\_

Operating Unit \_\_\_\_\_

Organization Code (UACS) 18

	Current Year Appropriations
	Supplemental Appropriations
	Continuing Appropriations
	Off-Budget Account

Particulars	UACS CODE	Physical Target					Physical Accomplishments (Completed Projects)					Total	Variance
		1st Quarter	2nd Quarter	3rd Quarter	4th Quarter	Total	1st Quarter	2nd Quarter	3rd Quarter	4th Quarter			
										Completed	Ongoing		
1	2	3	4	5	6	7=(3+4+5+6)	8	9	10	11	12	13=(8+9+10+11+12)	14=(13-7)
<b>Ensure Safe and Reliable National Road System</b>													
<u>Asset Preservation Program</u>													
1. Length (km) of maintained roads		39.602	358.612	203.718	89.753	691.685	40.610	217.834	181.833	82.443	699.814	1,222.532	530.847
2. Length (km) of rehabilitated / reconstructed / upgraded		15.149	58.874	108.313	75.012	257.348	2.207	14.893	42.485	29.365	298.105	387.055	129.707
3. % of Projects completed in accordance with plans and specifications		100	100	100	100		97.37	89.39	81.69	66.04			
<u>Network Development Program</u>													
1. Length (km) of newly constructed roads		7.708	14.051	47.256	857.634	926.650		14.454	64.248	35.984	1,909.239	2,023.925	1,097.275
2. Length (km) of widened roads		36.705	65.636	218.477	315.711	636.529		36.001	85.847	68.422	956.707	1,146.978	510.449
3. % of Projects completed in accordance with plans and specifications		100	100	100	100			88.00	83.12	70.18			

**QUARTERLY PHYSICAL REPORT OF OPERATION**

Ending 4th Quarter, FY 2021

Department Department of Public Works and Highway  
 Agency \_\_\_\_\_  
 Operating Unit \_\_\_\_\_  
 Organization Code (UACS) 18

	Current Year Appropriations
	Supplemental Appropriations
	Continuing Appropriations
	Off-Budget Account

Particulars	UACS CODE	Physical Target					Physical Accomplishments (Completed Projects)					Total	Variance
		1st Quarter	2nd Quarter	3rd Quarter	4th Quarter	Total	1st Quarter	2nd Quarter	3rd Quarter	4th Quarter			
										Completed	Ongoing		
1	2	3	4	5	6	7=(3+4+5+6)	8	9	10	11	12	13=(8+9+10+11+12)	14=(13-7)
<b>Bridge Program</b>													
1. Total length (lm) and area (m2) of (new and replacement) constructed bridges		1,186.345 11,204.67	2,084.742 19,689.77	6,376.811 60,227.06	21,091.141 199,199.50	30,739.039 290,321.00		593.34 5,672.3	515.96 4,932.5	718.50 6,868.8	16,615.60 158,845.1	18,443.39 176,318.8	(12,295.6) (114,002.2)
2. Number of maintained and rehabilitated bridges		42	187	87	26	342	12	141	43	16	115	327	(15)
3. % of Projects completed in accordance with plans and specifications		100	100	100	100		91.67	93.46	86.21	70.73			
<b>Protect Lives and Properties Against Major Floods</b>													
1. Number of constructed flood mitigation structures and drainage systems		23	164	753	601	1,541	2	59	145	54	708	968	(573)
2. Number of constructed / rehabilitated flood mitigation facilities with major river basins and principal rivers		4	48	282	197	531		11	44	26	253	334	(197)
3. % of Projects completed in accordance with plans and specifications		100	100	100	100		100	97.14	94.71	90.00			
<b>Local Program</b>													
1. Number of Projects (school building, multipurpose buildings, health facilities, water supply systems, fmr, etc.)		909	6,866	5,312	2,530	15,617	190	3,137	1,820	514	6,427	12,088	(3,529)
2. % of Projects completed in accordance with plans and specifications		100	100	100	100		61.58	70.39	75.05	63.62			




**QUARTERLY PHYSICAL REPORT OF OPERATION**

Ending 4th Quarter, FY 2021

Department Department of Public Works and Highway  
 Agency \_\_\_\_\_  
 Operating Unit \_\_\_\_\_  
 Organization Code (UACS) 18

	Current Year Appropriations
	Supplemental Appropriations
	Continuing Appropriations
	Off-Budget Account

Particulars	UACS CODE	Physical Target					Physical Accomplishments (Completed Projects)					Total	Variance
		1st Quarter	2nd Quarter	3rd Quarter	4th Quarter	Total	1st Quarter	2nd Quarter	3rd Quarter	4th Quarter			
										Completed	Ongoing		
1	2	3	4	5	6	7=(3+4+5+6)	8	9	10	11	12	13=(8+9+10+11+12)	14=(13-7)
<b>Convergence and Special Support Program</b>													
1. Number of Projects (school building, multipurpose buildings, health facilities, water supply systems, fmr, etc.)		92	542	708	673	2,015		6	9	9	221	245	(1,770)
2. Length (km) of Constructed local road		29.733	169.740	265.684	257.483	722.640	4.942	10.678	214.669	245.243	194.615	1,137.392	414.752
3. % of Projects completed in accordance with plans and specifications		100	100	100	100		100	83.82	69.41	55.26			

<p><b>Prepared by:</b></p>  <p><b>CONSTANTE A. LLANES, JR.</b>                  Director, Planning Services                  Date: <u>          </u></p>	<p><b>In coordination with:</b></p>  <p><b>ARISTARCO M. DOROY</b>                  Director, Bureau of Construction                  Date: <u>          </u></p>	<p><b>Approved by:</b></p>  <p><b>GENEVIEVE E. CUARESMA</b>                  Director, Finance Service                  Date: <u>          </u></p>	 <p><b>ROGER G. MERCADO</b>                  Acting Secretary                  Date: <u>          </u></p>
---	--	--	--

Department of Public Works and Highways  
 Office of the Secretary



WIN2Q46243