

QUARTERLY PHYSICAL REPORT OF OPERATION

Ending 4th Quarter, FY 2020

Department

Department of Public Works and Highway

Agency

Operating Unit

Organization Code (UACS)

18

	Current Year Appropriations
	Supplemental Appropriations
	Continuing Appropriations
	Off-Budget Account

Particulars	UACS CODE	Physical Target					Physical Accomplishments (Completed Projects)					Total	Variance
		1st Quarter	2nd Quarter	3rd Quarter	4th Quarter	Total	1st Quarter	2nd Quarter	3rd Quarter	4th Quarter			
										Completed	Ongoing		
1	2	3	4	5	6	7=(3+4+5+6)	8	9	10	11	12	13=(8+9+10+11+12)	14=(13-7)
Ensure Safe and Reliable National Road System													
<u>Asset Preservation Program</u>													
1. Length (km) of maintained roads		50.790	520.103	299.871	84.257	955.021	10.479	36.863	38.962	67.677	27.166	181.146	(773.875)
2. Length (km) of rehabilitated / reconstructed / upgraded		3.707	77.238	144.892	95.824	321.660	0.328	5.237	7.655	14.855	23.024	51.098	(270.562)
3. % of Projects completed in accordance with plans and specifications		100	100	100	100		60	26	29	30			
<u>Network Development Program</u>													
1. Length (km) of newly constructed roads		5.352	42.121	279.037	755.150	1,081.660	0.074	1.344	14.010	47.511	47.045	109.984	(971.676)
2. Length (km) of widened roads		4.604	62.563	383.118	546.409	996.693	0.993	2.671	20.428	26.865	96.224	147.181	(849.512)
3. % of Projects completed in accordance with plans and specifications		100	100	100	100		100	57	54	38			

QUARTERLY PHYSICAL REPORT OF OPERATION

Ending 4th Quarter, FY 2020

Department

Department of Public Works and Highway

Agency

Operating Unit

Organization Code (UACS)

18

	Current Year Appropriations
	Supplemental Appropriations
	Continuing Appropriations
	Off-Budget Account

Particulars	UACS CODE	Physical Target					Physical Accomplishments (Completed Projects)					Total	Variance
		1st Quarter	2nd Quarter	3rd Quarter	4th Quarter	Total	1st Quarter	2nd Quarter	3rd Quarter	4th Quarter			
										Completed	Ongoing		
1	2	3	4	5	6	7=(3+4+5+6)	8	9	10	11	12	13=(8+9+10+11+12)	14=(13-7)
Bridge Program													
1. Total length (lm) and area (m2) of (new and replacement) constructed bridges		290.342 2,775.67	836.463 7,996.59	8,297.539 79,324.47	14,747.000 140,981.32	24,171.344 231,078.05	75.841 725.04	318.562 3,045.45	216.700 2,071.65	736.121 7,037.310	18,043.87 172,499.4	19,391.09 185,378.9	(4,780.25) (45,699.2)
2. Number of maintained and rehabilitated bridges		55	320	90	22	487	17	78	32	13	240	380	(107)
3. % of Projects completed in accordance with plans and specifications		100	100	100	100		71	40	32	22			
Protect Lives and Properties Against Major Floods													
1. Number of constructed flood mitigation structures and drainage systems		5	206	853	479	1,543	4	69	106	184	1,016	1,379	(164)
2. Number of constructed / rehabilitated flood mitigation facilities with major river basins and principal rivers		1	67	281	102	451	-	16	32	38	316	402	(49)
3. % of Projects completed in accordance with plans and specifications		100	100	100	100		100	81	49	42			
Local Program													
1. Number of Projects (school building, multipurpose buildings, health facilities, water supply systems, fmr, etc.)		377	3,275	2,246	896	6,794	223	1,015	728	1,109	8,020	11,095	4,301
2. % of Projects completed in accordance with plans and specifications		100	100	100	100		65	25	27	49			




QUARTERLY PHYSICAL REPORT OF OPERATION

Ending 4th Quarter, FY 2020

Department Department of Public Works and Highway
 Agency _____
 Operating Unit _____
 Organization Code (UACS) 18

	Current Year Appropriations
	Supplemental Appropriations
	Continuing Appropriations
	Off-Budget Account

Particulars	UACS CODE	Physical Target					Physical Accomplishments (Completed Projects)					Total	Variance
		1st Quarter	2nd Quarter	3rd Quarter	4th Quarter	Total	1st Quarter	2nd Quarter	3rd Quarter	4th Quarter			
										Completed	Ongoing		
1	2	3	4	5	6	7=(3+4+5+6)	8	9	10	11	12	13=(8+9+10+11+12)	14=(13-7)
<u>Convergence and Special Support Program</u>													
1. Number of Projects (school building, multipurpose buildings, health facilities, water supply systems, fmr, etc.)		1	482	534	504	1,521	1	21	608	1,143	1,468	3,241	1,720
2. Length (km) of Constructed local road		22.041	347.644	460.532	313.913	1,144.130	4.942	58.426	101.214	116.050	121.425	402.056	(742.074)
3. % of Projects completed in accordance with plans and specifications		100	100	100	100		42	26	51	43			

Prepared by:  CONSTANTE A. LLANES, JR. Director, Planning Services Date: <u> </u>	In coordination with:  ARISTARCO M. DOROY Director, Bureau of Construction Date: <u> </u>	Approved by:  MARK A. VILLAR Secretary Date: <u> </u>
--	---	---

Department of Public Works and Highways
 Office of the Secretary



WIN1Q46584

QUARTERLY PHYSICAL REPORT OF OPERATION

BAR No. 1

Ending 3rd Quarter, FY 2020

Department

Department of Public Works and Highway

Agency

Operating Unit

Organization Code (UACS)

18

	Current Year Appropriations
	Supplemental Appropriations
	Continuing Appropriations
	Off-Budget Account

Particulars	UACS CODE	Physical Target					Physical Accomplishments (Completed Projects)					ON-Going	Variance
		1st Quarter	2nd Quarter	3rd Quarter	4th Quarter	Total	1st Quarter	2nd Quarter	3rd Quarter	4th Quarter	Total		
1	2	3	4	5	6	7=(3+4+5+6)	8	9	10	11	12=(8+9+10+11)	13	14=(12+13-3-4-5)
Ensure Safe and Reliable National Road System													
<u>Asset Preservation Program</u>													
1. Length (km) of maintained roads		50.790	520.103	299.871	84.257	955.021	10.479	36.863	38.962	-	86.304	37.137	(747.324)
2. Length (km) of rehabilitated / reconstructed / upgraded		3.707	77.238	144.892	95.824	321.660	0.328	5.237	7.655	-	13.219	12.634	(199.983)
3. % of Projects completed in accordance with plans and specifications		100	100	100	100		60	26	29				
<u>Network Development Program</u>													
1. Length (km) of newly constructed roads		5.352	42.121	279.037	755.150	1,081.660	0.074	1.344	14.010	-	15.428	74.489	(236.593)
2. Length (km) of widened roads		4.604	62.563	383.118	546.409	996.693	0.993	2.671	20.428	-	24.092	34.977	(391.215)
3. % of Projects completed in accordance with plans and specifications		100	100	100	100		100	57	54				

QUARTERLY PHYSICAL REPORT OF OPERATION

Ending 3rd Quarter, FY 2020

Department

Agency

Operating Unit

Organization Code (UACS)

Department of Public Works and Highway

18

	Current Year Appropriations
	Supplemental Appropriations
	Continuing Appropriations
	Off-Budget Account

Particulars	UACS CODE	Physical Target					Physical Accomplishments (Completed Projects)					ON-Going	Variance
		1st Quarter	2nd Quarter	3rd Quarter	4th Quarter	Total	1st Quarter	2nd Quarter	3rd Quarter	4th Quarter	Total		
1	2	3	4	5	6	7=(3+4+5+6)	8	9	10	11	12=(8+9+10+11)	13	14=(12+13-3-4-5)
Bridge Program													
1. Total length (1m) and area (m2) of (new and replacement) constructed bridges		290.342 2,775.67	836.463 7,996.59	8,297.539 79,324.47	14,747.000 140,981.32	24,171.344 231,078.05	75.841 725.04	318.562 3,045.45	216.700 2,071.65	- -	611.10 5,842.15	1,178.198 11,263.57	(7,635.043) (72,991.01)
2. Number of maintained and rehabilitated bridges		55	320	90	22	487	17	78	32		127	235	(103)
3. % of Projects completed in accordance with plans and specifications		100	100	100	100		71	40	32				
Protect Lives and Properties Against Major Floods													
1. Number of constructed flood mitigation structures and drainage systems		5	206	853	479	1,543	4	69	106	-	179	761	(124)
2. Number of constructed / rehabilitated flood mitigation facilities with major river basins and principal rivers		1	67	281	102	451	-	16	32	-	48	204	(97)
3. % of Projects completed in accordance with plans and specifications		100	100	100	100		100	81	49				
Local Program													
1. Number of Projects (school building, multipurpose buildings, health facilities, water supply systems, fmr, etc.)		377	3,275	2,246	896	6,794	223	1,015	728	-	1,966	3,067	(865)
2. % of Projects completed in accordance with plans and specifications		100	100	100	100		65	25	27				

QUARTERLY PHYSICAL REPORT OF OPERATION

Ending 3rd Quarter, FY 2020

Department

Department of Public Works and Highway

Agency

Operating Unit

Organization Code (UACS)

18

	Current Year Appropriations
	Supplemental Appropriations
	Continuing Appropriations
	Off-Budget Account


Particulars	UACS CODE	Physical Target					Physical Accomplishments (Completed Projects)					ON-Going	Variance
		1st Quarter	2nd Quarter	3rd Quarter	4th Quarter	Total	1st Quarter	2nd Quarter	3rd Quarter	4th Quarter	Total		
1	2	3	4	5	6	7=(3+4+5+6)	8	9	10	11	12=(8+9+10+11)	13	14=(12+13-3-4-5)
Convergence and Special Support Program													
1. Number of Projects (school building, multipurpose buildings, health facilities, water supply systems, fmr, etc.)		1	482	534	504	1,521	1	21	608	-	630	2,053	1,666
2. Length (km) of Constructed local road		22.041	347.644	460.532	313.913	1,144.130	4.942	58.426	101.214	-	164.582	104.450	(561.185)
3. % of Projects completed in accordance with plans and specifications		100	100	100	100		42	26	51				

Prepared by:


In coordination with:

Approved by:


CONSTANTE A. LLANES, JR.
 Director, Planning Services
 Date: 12/07/20


ERIC A. AYAPANA
 Director, Bureau of Construction
 Date:


GENEVIEVE E. CUARNESMA
 Director, Finance Service
 Date:


MARK A. VILLAR
 Secretary
 Date:

Department of Public Works and Highways
 Office of the Secretary



WIN0H01907