



Republic of the Philippines  
DEPARTMENT OF PUBLIC WORKS AND HIGHWAYS  
**CENTRAL OFFICE**  
Manila

March 5, 2020

**MS. LUZVI PANGAN-CHATTO**  
Assistant Commissioner  
Commission on Audit  
Commonwealth Ave. Quezon City

Government Accountancy Office  
Office of the Director  
RECEIVED  
MAR 06 2020

**THRU: MS. VILLA DJ. BERNALDO, Director IV**  
Government Accountancy Office

Dear Assistant Commissioner Chatto:

We respectfully submit the following Financial Accountability Reports (FARs) of the Department of Public Works and Highways as of December 31, 2019.

- FAR No. 1 – Statement of Appropriations, Allotments, Obligations, Disbursements and Balances (SAAODB)
- FAR No. 1-A – Summary of Appropriations, Allotments, Obligations, Disbursements and Balances by Object of Expenditures (SAAODBOE)
- FAR No. 1-B – List of Allotments and Sub-Allotments (LASA)

Please acknowledge receipt hereof.

Very truly yours,

  
**ARDELIZA R. MEDENILLA, MNSA, CESO I**  
Undersecretary for Support Services

8.1.1 MDA/GEC



In following-up, pls. cite DMS ref #

**2020-BA-0029471**

REPUBLIC OF THE PHILIPPINES  
**DEPARTMENT OF BUDGET AND MANAGEMENT**  
GENERAL SOLANO STREET, SAN MIGUEL, MANILA

**ACKNOWLEDGEMENT RECEIPT**

The **DEPARTMENT OF BUDGET AND MANAGEMENT** hereby acknowledges the receipt of your letter/request which has been uploaded to the DBM-Document Management System and routed to the appropriate office/s with the following information:

Sender: DPWH - PERSONAL DELIVERY

Document Title: DPWH-CO-SUBMISSION OF FAR 1, FAR 1-A AND FAR 1-B AS OF DECEMBER 31, 2019

Document Reference No: 2020-BA-0029471

Date and Time Uploaded: Friday, March 6, 2020 2:10:35 PM

Uploaded By: RECEIVING ISAY

Routed To: BMB-A Christine P. Santos

CC:


Total no of pages received: 1 copy and 1 page

Notes: WITH 1 FOLDER AND RING BIND ATTACHED

The determination of the completeness of the documentary requirements submitted, if any, is subject to the evaluation of the technical person in charge.

This receipt is system generated and does not require signature.

Received by:



DOCUMENT  
MANAGEMENT  
SYSTEM



Republic of the Philippines  
DEPARTMENT OF PUBLIC WORKS AND HIGHWAYS  
**CENTRAL OFFICE**  
Manila

March 5, 2020

**Secretary WENDEL E. AVISADO**

Department of Budget and Management  
Boncodin Hall, Gen. Solano St., San Miguel, Manila

**ATTENTION: Director MARIA GRACE M. DE LOS SANTOS**  
OIC, Budget and Management Bureau-A

Dear Secretary Avisado:

We respectfully submit the following Financial Accountability Reports (FARs) of the Department of Public Works and Highways as of December 31, 2019.

- FAR No. 1 – Statement of Appropriations, Allotments, Obligations, Disbursements and Balances (SAAODB)
- FAR No. 1-A – Summary of Appropriations, Allotments, Obligations, Disbursements and Balances (SAAODB)
- FAR No. 1-B – List of Allotments and Sub-Allotments (LASA)

Please acknowledge receipt hereof.

Very truly yours,

  
**ARDELIZA R. MEDENILLA, MNSA, CESO I**  
Undersecretary for Support Services

8.1.1 MDA/GEC 



SUMMARY OF APPROPRIATIONS, ALLOTMENTS, OBLIGATIONS, DISBURSEMENTS AND BALANCES BY OBJECT OF EXPENDITURES As of the Quarter Ending December 31, 2019

Department: DEPARTMENT OF PUBLIC WORKS AND HIGHWAYS
Agency/Operating Unit: CONSOLIDATED - NATIONWIDE
Region/Province/City:
Funding Source Code: ALL FUNDS

Table with columns: Particulars, UACS CODE, Appropriations (Authorized, Adjustments, Adjusted), Allotments (Allotments Received, Adjustments, Adjustments), Current Year's Obligations (1st-4th Quarter, Total), Current Year's Disbursements (1st-4th Quarter, Total), Balances (Unreleased, Unobligated, Unpaid, Unpaid), Unpaid Obligations (Due and Demandable, Not yet Due and Demandable). Rows include categories like Watersheds, Other Transportation Equipment, Taxes, Duties and Licenses, Other Maintenance and Operating Expenses, Capital Outlays, Retirement and Life Insurance Premium, Customized Duties and Taxes, Grant, Miscellaneous Personnel Benefits, Pension and Gratuity Fund/Retirement Benefits, Contingent Fund, and R.A. 10964 AS RE-ENACTED.



SUMMARY OF APPROPRIATIONS, ALLOTMENTS, OBLIGATIONS, DISBURSEMENTS AND BALANCES BY OBJECT OF EXPENDITURES  
As of the Quarter Ending December 31, 2019

FAR NO. 1-A

Department: DEPARTMENT OF PUBLIC WORKS AND HIGHWAYS  
Agency/Operating Unit: CONSOLIDATED - NATIONWIDE  
Region/Province/City:  
Funding Source Code: ALL FUNDS

| Particulars  | UACS CODE | Appropriations           |  |                         | Allotments          |   |                                       | Current Year's Obligations |               |                           |                             |                            | Current Year's Disbursements |                            |       |                             |                            | Balances                    |                            |       |                          |                       |                    |                            |
|--|-----------|--------------------------|--|-------------------------|---------------------|---|---------------------------------------|----------------------------|---------------|---------------------------|-----------------------------|----------------------------|------------------------------|----------------------------|-------|-----------------------------|----------------------------|-----------------------------|----------------------------|-------|--------------------------|-----------------------|--------------------|----------------------------|
|  |           | Authorized Appropriation | Adjustments(Transfer To/From, Realignment) | Adjusted Appropriations | Allotments Received | Adjustments (Withdrawal, Realignment) - CNA | Adjustments (Withdrawal, Realignment) | Transfer To                | Transfer From | Adjusted Total Allotments | 1st Quarter Ending March 31 | 2nd Quarter Ending June 30 | 3rd Quarter Ending Sept. 30  | 4th Quarter Ending Dec. 31 | Total | 1st Quarter Ending March 31 | 2nd Quarter Ending June 30 | 3rd Quarter Ending Sept. 30 | 4th Quarter Ending Dec. 31 | Total | Unreleased Appropriation | Unobligated Allotment | Unpaid Obligations | Unpaid Obligations         |
|  |           |                          |  |                         |                     |   |                                       |                            |               |                           |                             |                            |                              |                            |       |                             |                            |                             |                            |       |                          |                       | Due and Demandable | Not yet Due and Demandable |
| <b>II. CONTINUING AND EXTENDED APPROPRIATIONS</b>                    |           |                          |  |                         |                     |   |                                       |                            |               |                           |                             |                            |                              |                            |       |                             |                            |                             |                            |       |                          |                       |                    |                            |
| <b>UNRELEASED APPROPRIATIONS / CONTINUING APPROPRIATIONS</b>         |           |                          |  |                         |                     |   |                                       |                            |               |                           |                             |                            |                              |                            |       |                             |                            |                             |                            |       |                          |                       |                    |                            |
| <b>CONTINUING APPROPRIATIONS</b>                                     |           |                          |  |                         |                     |   |                                       |                            |               |                           |                             |                            |                              |                            |       |                             |                            |                             |                            |       |                          |                       |                    |                            |
| <b>Capital Outlay Regular</b>  |           |                          |  |                         |                     |   |                                       |                            |               |                           |                             |                            |                              |                            |       |                             |                            |                             |                            |       |                          |                       |                    |                            |
| <b>Special Purpose Funds</b>   |           |                          |  |                         |                     |   |                                       |                            |               |                           |                             |                            |                              |                            |       |                             |                            |                             |                            |       |                          |                       |                    |                            |
| <b>Maintenance and Other Operating Expenses</b>                      |           |                          |  |                         |                     |   |                                       |                            |               |                           |                             |                            |                              |                            |       |                             |                            |                             |                            |       |                          |                       |                    |                            |
| <b>National Disaster and Risk Reduction Management Fund</b>          |           |                          |  |                         |                     |   |                                       |                            |               |                           |                             |                            |                              |                            |       |                             |                            |                             |                            |       |                          |                       |                    |                            |
| <b>Contingent Fund</b>   |           |                          |  |                         |                     |   |                                       |                            |               |                           |                             |                            |                              |                            |       |                             |                            |                             |                            |       |                          |                       |                    |                            |
| <b>UNRELEASED APPROPRIATIONS / EXTENDED APPROPRIATIONS</b>           |           |                          |  |                         |                     |   |                                       |                            |               |                           |                             |                            |                              |                            |       |                             |                            |                             |                            |       |                          |                       |                    |                            |
| <b>PRIOR YEAR'S UNOBLIGATED BALANCES</b>                             |           |                          |  |                         |                     |   |                                       |                            |               |                           |                             |                            |                              |                            |       |                             |                            |                             |                            |       |                          |                       |                    |                            |
| <b>MAINTENANCE &amp; OTHER OPERATING EXPENSES</b>                    |           |                          |  |                         |                     |   |                                       |                            |               |                           |                             |                            |                              |                            |       |                             |                            |                             |                            |       |                          |                       |                    |                            |
| <b>Traveling Expenses</b>  |           |                          |  |                         |                     |   |                                       |                            |               |                           |                             |                            |                              |                            |       |                             |                            |                             |                            |       |                          |                       |                    |                            |
| <b>Training and Scholarship Expenses</b>                             |           |                          |  |                         |                     |   |                                       |                            |               |                           |                             |                            |                              |                            |       |                             |                            |                             |                            |       |                          |                       |                    |                            |
| <b>Supplies and Materials Expenses</b>                               |           |                          |  |                         |                     |   |                                       |                            |               |                           |                             |                            |                              |                            |       |                             |                            |                             |                            |       |                          |                       |                    |                            |
| <b>Office Supplies Expenses</b>                                      |           |                          |  |                         |                     |   |                                       |                            |               |                           |                             |                            |                              |                            |       |                             |                            |                             |                            |       |                          |                       |                    |                            |
| <b>Utility Expenses</b>  |           |                          |  |                         |                     |   |                                       |                            |               |                           |                             |                            |                              |                            |       |                             |                            |                             |                            |       |                          |                       |                    |                            |
| <b>Electricity Expenses</b>  |           |                          |  |                         |                     |   |                                       |                            |               |                           |                             |                            |                              |                            |       |                             |                            |                             |                            |       |                          |                       |                    |                            |
| <b>Communication</b>   |           |                          |  |                         |                     |   |                                       |                            |               |                           |                             |                            |                              |                            |       |                             |                            |                             |                            |       |                          |                       |                    |                            |
| <b>Postage and Courier Services</b>                                  |           |                          |  |                         |                     |   |                                       |                            |               |                           |                             |                            |                              |                            |       |                             |                            |                             |                            |       |                          |                       |                    |                            |
| <b>Telephone Expenses - Mobile</b>                                   |           |                          |  |                         |                     |   |                                       |                            |               |                           |                             |                            |                              |                            |       |                             |                            |                             |                            |       |                          |                       |                    |                            |
| <b>Telephone Expenses - Landline</b>                                 |           |                          |  |                         |                     |   |                                       |                            |               |                           |                             |                            |                              |                            |       |                             |                            |                             |                            |       |                          |                       |                    |                            |
| <b>Internet Subscription Expenses</b>                                |           |                          |  |                         |                     |   |                                       |                            |               |                           |                             |                            |                              |                            |       |                             |                            |                             |                            |       |                          |                       |                    |                            |
| <b>Cable, Satellite, Telegraph and Radio Expenses</b>                |           |                          |  |                         |                     |   |                                       |                            |               |                           |                             |                            |                              |                            |       |                             |                            |                             |                            |       |                          |                       |                    |                            |
| <b>Demolition and Dredging Expenses</b>                              |           |                          |  |                         |                     |   |                                       |                            |               |                           |                             |                            |                              |                            |       |                             |                            |                             |                            |       |                          |                       |                    |                            |
| <b>Confidential, Intelligence &amp; Extraordinary Expenses</b>       |           |                          |  |                         |                     |   |                                       |                            |               |                           |                             |                            |                              |                            |       |                             |                            |                             |                            |       |                          |                       |                    |                            |
| <b>Professional Services</b>   |           |                          |  |                         |                     |   |                                       |                            |               |                           |                             |                            |                              |                            |       |                             |                            |                             |                            |       |                          |                       |                    |                            |
| <b>Legal Services</b>  |           |                          |  |                         |                     |   |                                       |                            |               |                           |                             |                            |                              |                            |       |                             |                            |                             |                            |       |                          |                       |                    |                            |
| <b>Auditing Services</b>   |           |                          |  |                         |                     |   |                                       |                            |               |                           |                             |                            |                              |                            |       |                             |                            |                             |                            |       |                          |                       |                    |                            |
| <b>Consultancy Services</b>  |           |                          |  |                         |                     |   |                                       |                            |               |                           |                             |                            |                              |                            |       |                             |                            |                             |                            |       |                          |                       |                    |                            |
| <b>Other Professional Services</b>                                   |           |                          |  |                         |                     |   |                                       |                            |               |                           |                             |                            |                              |                            |       |                             |                            |                             |                            |       |                          |                       |                    |                            |
| <b>General Services</b>  |           |                          |  |                         |                     |   |                                       |                            |               |                           |                             |                            |                              |                            |       |                             |                            |                             |                            |       |                          |                       |                    |                            |
| <b>Janitorial Services</b>   |           |                          |  |                         |                     |   |                                       |                            |               |                           |                             |                            |                              |                            |       |                             |                            |                             |                            |       |                          |                       |                    |                            |
| <b>Security Services</b>   |           |                          |  |                         |                     |   |                                       |                            |               |                           |                             |                            |                              |                            |       |                             |                            |                             |                            |       |                          |                       |                    |                            |
| <b>Other General Services</b>  |           |                          |  |                         |                     |   |                                       |                            |               |                           |                             |                            |                              |                            |       |                             |                            |                             |                            |       |                          |                       |                    |                            |
| <b>Repairs and Maintenance</b>                                       |           |                          |  |                         |                     |   |                                       |                            |               |                           |                             |                            |                              |                            |       |                             |                            |                             |                            |       |                          |                       |                    |                            |
| <b>Road Networks</b>   |           |                          |  |                         |                     |   |                                       |                            |               |                           |                             |                            |                              |                            |       |                             |                            |                             |                            |       |                          |                       |                    |                            |
| <b>Flood Control Systems</b>   |           |                          |  |                         |                     |   |                                       |                            |               |                           |                             |                            |                              |                            |       |                             |                            |                             |                            |       |                          |                       |                    |                            |
| <b>Other Infrastructure Assets</b>                                   |           |                          |  |                         |                     |   |                                       |                            |               |                           |                             |                            |                              |                            |       |                             |                            |                             |                            |       |                          |                       |                    |                            |
| <b>Buildings</b>   |           |                          |  |                         |                     |   |                                       |                            |               |                           |                             |                            |                              |                            |       |                             |                            |                             |                            |       |                          |                       |                    |                            |
| <b>Machinery</b>   |           |                          |  |                         |                     |   |                                       |                            |               |                           |                             |                            |                              |                            |       |                             |                            |                             |                            |       |                          |                       |                    |                            |
| <b>Office Equipment</b>  |           |                          |  |                         |                     |   |                                       |                            |               |                           |                             |                            |                              |                            |       |                             |                            |                             |                            |       |                          |                       |                    |                            |
| <b>Disaster Response and Rescue Equipment</b>                        |           |                          |  |                         |                     |   |                                       |                            |               |                           |                             |                            |                              |                            |       |                             |                            |                             |                            |       |                          |                       |                    |                            |
| <b>Motor Vehicles</b>  |           |                          |  |                         |                     |   |                                       |                            |               |                           |                             |                            |                              |                            |       |                             |                            |                             |                            |       |                          |                       |                    |                            |
| <b>Watercrafts</b>   |           |                          |  |                         |                     |   |                                       |                            |               |                           |                             |                            |                              |                            |       |                             |                            |                             |                            |       |                          |                       |                    |                            |
| <b>Other Transportation Equipment</b>                                |           |                          |  |                         |                     |   |                                       |                            |               |                           |                             |                            |                              |                            |       |                             |                            |                             |                            |       |                          |                       |                    |                            |
| <b>Taxes, Duties, Licenses and other fees</b>                        |           |                          |  |                         |                     |   |                                       |                            |               |                           |                             |                            |                              |                            |       |                             |                            |                             |                            |       |                          |                       |                    |                            |
| <b>Tolls, Duties and Premiums</b>                                    |           |                          |  |                         |                     |   |                                       |                            |               |                           |                             |                            |                              |                            |       |                             |                            |                             |                            |       |                          |                       |                    |                            |
| <b>Insurance Expenses</b>  |           |                          |  |                         |                     |   |                                       |                            |               |                           |                             |                            |                              |                            |       |                             |                            |                             |                            |       |                          |                       |                    |                            |
| <b>Other Maintenance and Operating Expenses</b>                      |           |                          |  |                         |                     |   |                                       |                            |               |                           |                             |                            |                              |                            |       |                             |                            |                             |                            |       |                          |                       |                    |                            |
| <b>Advertising Expenses</b>  |           |                          |  |                         |                     |   |                                       |                            |               |                           |                             |                            |                              |                            |       |                             |                            |                             |                            |       |                          |                       |                    |                            |
| <b>Printing and Publication Expenses</b>                             |           |                          |  |                         |                     |   |                                       |                            |               |                           |                             |                            |                              |                            |       |                             |                            |                             |                            |       |                          |                       |                    |                            |
| <b>Representation Expenses</b>                                       |           |                          |  |                         |                     |   |                                       |                            |               |                           |                             |                            |                              |                            |       |                             |                            |                             |                            |       |                          |                       |                    |                            |
| <b>Transportation and Delivery Expenses</b>                          |           |                          |  |                         |                     |   |                                       |                            |               |                           |                             |                            |                              |                            |       |                             |                            |                             |                            |       |                          |                       |                    |                            |
| <b>Rents - Equipment</b>   |           |                          |  |                         |                     |   |                                       |                            |               |                           |                             |                            |                              |                            |       |                             |                            |                             |                            |       |                          |                       |                    |                            |
| <b>Membership Dues and Contributions to Organizat</b>                |           |                          |  |                         |                     |   |                                       |                            |               |                           |                             |                            |                              |                            |       |                             |                            |                             |                            |       |                          |                       |                    |                            |
| <b>ICT Software Subscription</b>                                     |           |                          |  |                         |                     |   |                                       |                            |               |                           |                             |                            |                              |                            |       |                             |                            |                             |                            |       |                          |                       |                    |                            |
| <b>Other Subscription Expenses</b>                                   |           |                          |  |                         |                     |   |                                       |                            |               |                           |                             |                            |                              |                            |       |                             |                            |                             |                            |       |                          |                       |                    |                            |
| <b>Other Maintenance and Other Operating Expense</b>                 |           |                          |  |                         |                     |   |                                       |                            |               |                           |                             |                            |                              |                            |       |                             |                            |                             |                            |       |                          |                       |                    |                            |
| <b>CAPITAL OUTLAYS</b>   |           |                          |  |                         |                     |   |                                       |                            |               |                           |                             |                            |                              |                            |       |                             |                            |                             |                            |       |                          |                       |                    |                            |
| <b>Buildings and other structures</b>                                |           |                          |  |                         |                     |   |                                       |                            |               |                           |                             |                            |                              |                            |       |                             |                            |                             |                            |       |                          |                       |                    |                            |
| <b>Infrastructure Outlay</b>   |           |                          |  |                         |                     |   |                                       |                            |               |                           |                             |                            |                              |                            |       |                             |                            |                             |                            |       |                          |                       |                    |                            |
| <b>Road Networks</b>   |           |                          |  |                         |                     |   |                                       |                            |               |                           |                             |                            |                              |                            |       |                             |                            |                             |                            |       |                          |                       |                    |                            |
| <b>Flood Control Systems</b>   |           |                          |  |                         |                     |   |                                       |                            |               |                           |                             |                            |                              |                            |       |                             |                            |                             |                            |       |                          |                       |                    |                            |
| <b>Water Supply</b>  |           |                          |  |                         |                     |   |                                       |                            |               |                           |                             |                            |                              |                            |       |                             |                            |                             |                            |       |                          |                       |                    |                            |
| <b>Other Infrastructure Assets</b>                                   |           |                          |  |                         |                     |   |                                       |                            |               |                           |                             |                            |                              |                            |       |                             |                            |                             |                            |       |                          |                       |                    |                            |
| <b>Other Structures</b>  |           |                          |  |                         |                     |   |                                       |                            |               |                           |                             |                            |                              |                            |       |                             |                            |                             |                            |       |                          |                       |                    |                            |
| <b>Machinery and Equipment Outlay - Other Machinery</b>              |           |                          |  |                         |                     |   |                                       |                            |               |                           |                             |                            |                              |                            |       |                             |                            |                             |                            |       |                          |                       |                    |                            |
| <b>SPECIAL PURPOSE FUNDS</b>   |           |                          |  |                         |                     |   |                                       |                            |               |                           |                             |                            |                              |                            |       |                             |                            |                             |                            |       |                          |                       |                    |                            |
| <b>National Disaster and Risk Reduction Management F</b>             |           |                          |  |                         |                     |   |                                       |                            |               |                           |                             |                            |                              |                            |       |                             |                            |                             |                            |       |                          |                       |                    |                            |
| <b>Infrastructure Outlay</b>   |           |                          |  |                         |                     |   |                                       |                            |               |                           |                             |                            |                              |                            |       |                             |                            |                             |                            |       |                          |                       |                    |                            |
| <b>Road Networks</b>   |           |                          |  |                         |                     |   |                                       |                            |               |                           |                             |                            |                              |                            |       |                             |                            |                             |                            |       |                          |                       |                    |                            |
| <b>Flood Control Systems</b>   |           |                          |  |                         |                     |   |                                       |                            |               |                           |                             |                            |                              |                            |       |                             |                            |                             |                            |       |                          |                       |                    |                            |
| <b>Other Infrastructure Assets</b>                                   |           |                          |  |                         |                     |   |                                       |                            |               |                           |                             |                            |                              |                            |       |                             |                            |                             |                            |       |                          |                       |                    |                            |
| <b>Buildings</b>   |           |                          |  |                         |                     |   |                                       |                            |               |                           |                             |                            |                              |                            |       |                             |                            |                             |                            |       |                          |                       |                    |                            |
| <b>UNPROGRAMMED FUND</b>   |           |                          |  |                         |                     |   |                                       |                            |               |                           |                             |                            |                              |                            |       |                             |                            |                             |                            |       |                          |                       |                    |                            |
| <b>Road Networks</b>   |           |                          |  |                         |                     |   |                                       |                            |               |                           |                             |                            |                              |                            |       |                             |                            |                             |                            |       |                          |                       |                    |                            |
| <b>Other Infrastructure Assets</b>                                   |           |                          |  |                         |                     |   |                                       |                            |               |                           |                             |                            |                              |                            |       |                             |                            |                             |                            |       |                          |                       |                    |                            |
| <b>TOTAL - CONTINUING APPROPRIATIONS AND EXTENDED APPROPRIATIONS</b> |           |                          |  |                         |                     |   |                                       |                            |               |                           |                             |                            |                              |                            |       |                             |                            |                             |                            |       |                          |                       |                    |                            |
| <b>GRAND TOTAL</b>   |           |                          |  |                         |                     |   |                                       |                            |               |                           |                             |                            |                              |                            |       |                             |                            |                             |                            |       |                          |                       |                    |                            |

**SUMMARY OF APPROPRIATIONS, ALLOTMENTS, OBLIGATIONS, DISBURSEMENTS AND BALANCES BY OBJECT OF EXPENDITURES**  
As of the Quarter Ending December 31, 2019

FAR NO. 1-A

Department: DEPARTMENT OF PUBLIC WORKS AND HIGHWAYS  
 Agency/Operating Unit: CONSOLIDATED - NATIONWIDE  
 Region/Province/City:  
 Funding Source Code: ALL FUNDS

| Particulars | UACS CODE | Appropriations           |  |                         | Allotments          |   |                                       |             |               |                           | Current Year's Obligations  |                            |                             |                            |       | Current Year's Disbursements |                            |                             |                            |       | Balances                 |                       |                    |                    |                            |
|-------------|-----------|--------------------------|--|-------------------------|---------------------|---|---------------------------------------|-------------|---------------|---------------------------|-----------------------------|----------------------------|-----------------------------|----------------------------|-------|------------------------------|----------------------------|-----------------------------|----------------------------|-------|--------------------------|-----------------------|--------------------|--------------------|----------------------------|
|             |           | Authorized Appropriation | Adjustments(Transfer To/From, Realignment) | Adjusted Appropriations | Allotments Received | Adjustments (Withdrawal, Realignment) - CNA | Adjustments (Withdrawal, Realignment) | Transfer To | Transfer From | Adjusted Total Allotments | 1st Quarter Ending March 31 | 2nd Quarter Ending June 30 | 3rd Quarter Ending Sept. 30 | 4th Quarter Ending Dec. 31 | Total | 1st Quarter Ending March 31  | 2nd Quarter Ending June 30 | 3rd Quarter Ending Sept. 30 | 4th Quarter Ending Dec. 31 | Total | Unreleased Appropriation | Unobligated Allotment | Unpaid Obligations | Unpaid Obligations |                            |
|             |           |                          |  |                         |                     |   |                                       |             |               |                           |                             |                            |                             |                            |       |                              |                            |                             |                            |       |                          |                       |                    | Due and Demandable | Not yet Due and Demandable |
| 1           | 2         | 3                        | 4  | 5=3+4                   | 6                   | 7   | 8                                     | 9           | 10=7+8+9      | 11                        | 12                          | 13                         | 14                          | 15=11+12+13+14             | 16    | 17                           | 18                         | 19                          | 20=16+17+18+19             | 21    | 22=20-15                 | 23=20-22              | 24                 | 25                 |                            |
|             |           |                          |  |                         |                     |   |                                       |             |               |                           |                             |                            |                             |                            |       |                              |                            |                             |                            |       |                          |                       |                    |                    |                            |

Certified Correct:

Certified Correct:

Approved By:

MARILOU D. ALFANTA  
 Department Budget Officer  
 Date:

MARY ANTOINETTE Z. PUNO  
 Department Chief Accountant  
 Date:

ARDELIZA R. MEDENILLA, MNSA, CESO I  
 Undersecretary for Support Services  
 Date:

AC%





Republic of the Philippines  
DEPARTMENT OF PUBLIC WORKS AND HIGHWAYS  
**CENTRAL OFFICE**  
Manila

February 10, 2019

**Auditor MARIA THERESA S. YAMBAO**

State Auditor V  
OIC-Supervising Auditor  
COA-DPWH Field Office  
Bonifacio Drive, Port Area, Manila

COA-DPWH-OSEC  
F101/PMO-IRROW  
Received by: Maniet  
Date: 2-12-2019

**Dear Auditor Yambao:**

We respectfully submit the following Financial Accountability Reports (FARs) of the Department of Public Works and Highways – Central Office as of December 31, 2019.

- FAR No. 1 – Statement of Appropriations, Allotments, Obligations, Disbursements and Balances (SAAODB)
- FAR No. 1-A – Summary of Appropriations, Allotments, Obligations, Disbursements and Balances (SAAODB)
- FAR No. 1-B – List of Allotments and Sub-allotments (LASA)

Please acknowledge receipt hereof.

Very truly yours,

  
**GENEVIEVE E. CUARESMA**  
OIC, Director, FS  
8.1.1 MDA/GEC

BUDGET DIVISION, CFMS  
Prepared by: [Signature]  
Reviewed by: [Signature]  
Data Encoder: [Signature]  
Posted by: [Signature]  
Chief Budget Division



REPUBLIC OF THE PHILIPPINES  
**DEPARTMENT OF BUDGET AND MANAGEMENT**  
GENERAL SOLANO STREET, SAN MIGUEL, MANILA

**ACKNOWLEDGEMENT RECEIPT**

The **DEPARTMENT OF BUDGET AND MANAGEMENT** hereby acknowledges the receipt of your letter/request which has been uploaded to the DBM-Document Management System and routed to the appropriate office/s with the following information:

Sender: DPWH - PERSONAL DELIVERY

Document Title: DPWH-CO-FAR NO 1, 1-A, AND 1-B AS OF DECEMBER 31, 2019

Document Reference No: 2020-BA-0017941

Date and Time Uploaded: Wednesday, February 12, 2020 9:53:49 AM

Uploaded By: RECEIVING GLENN MACUNAT

Routed To: BMB-A Christine P. Santos

CC:

Total no of pages received: 1 copy and 258 pages

The determination of the completeness of the documentary requirements submitted, if any, is subject to the evaluation of the technical person in charge.

This receipt is system generated and does not require signature.

Received by:





Republic of the Philippines  
DEPARTMENT OF PUBLIC WORKS AND HIGHWAYS  
**CENTRAL OFFICE**  
Manila

February 10, 2019

**Acting Secretary WENDEL E. AVISADO**  
Department of Budget and Management  
Boncodin Hall, Gen. Solano St., San Miguel, Manila

**ATTENTION: Director MARIA GRACE M. DE LOS SANTOS**  
OIC, Budget and Management Bureau-A

Dear Secretary Avisado:

We respectfully submit the following Financial Accountability Reports (FARs) of the Department of Public Works and Highways – Central Office as of December 31, 2019.



- FAR No. 1 – Statement of Appropriations, Allotments, Obligations, Disbursements and Balances (SAAODB)
- FAR No. 1-A – Summary of Appropriations, Allotments, Obligations, Disbursements and Balances (SAAODB)
- FAR No. 1-B – List of Allotments and Sub-Allotments (LASA)

Please acknowledge receipt hereof.

Very truly yours,

  
**ARDELIZA R. MEDENILLA, MNSA, CESO I**  
Undersecretary for Support Services 

8.1.1 MDA/GEC

|  |   |
|--|---|
| <b>DEPT. OF BUDGET &amp; MANAGEMENT</b><br><b>RECORDS DIV. AS</b><br><b>RECEIVED</b><br>FEB 12 2020<br>BY: _____<br>REF. NO. _____ | <b>BUDGET DIVISION, CFMS</b>  |
|  | Prepared by: <br>Reviewed by: _____<br>Data Encoder: _____<br>Posted by: _____<br><br>Chief Budget Division |





**SUMMARY OF APPROPRIATIONS, ALLOTMENTS, OBLIGATIONS, DISBURSEMENTS AND BALANCES**  
As of the Quarter Ending December 31, 2019

FAR-1A

Department : DEPARTMENT OF PUBLIC WORKS AND HIGHWAYS  
 Agency/OU : CENTRAL OFFICE  
 Organization Code: \_\_\_\_\_  
 Funding Source Code: ALL FUNDS

|   |                                    |
|---|------------------------------------|
| ✓ | Current Appropriations             |
| ✓ | As Re-enacted                      |
| ✓ | Extended/Continuing Appropriations |

| PARTICULARS | UACS CODE | APPROPRIATIONS           |   |                         | ALLOTMENTS          |   |   |             |                           | CURRENT YEAR OBLIGATIONS    |                            |                                 |                                |       | CURRENT YEAR DISBURSEMENTS  |                            |                                 |                                |          | BALANCES                 |                       |                    |                    | AC% |                                       |
|-------------|-----------|--------------------------|---|-------------------------|---------------------|---|---|-------------|---------------------------|-----------------------------|----------------------------|---------------------------------|--------------------------------|-------|-----------------------------|----------------------------|---------------------------------|--------------------------------|----------|--------------------------|-----------------------|--------------------|--------------------|-----|---------------------------------------|
|             |           | Authorized Appropriation | Adjustments (Transfer To/From, Realignment) | Adjusted Appropriations | Allotments Received | Adjustments (Withdrawal, Realignment) - C N A | Adjustments/ Modifications/ Augmentations | Transfer To | Adjusted Total Allotments | 1st Quarter ending March 31 | 2nd Quarter ending June 30 | 3rd Quarter ending September 30 | 4th Quarter ending December 31 | TOTAL | 1st Quarter ending March 31 | 2nd Quarter ending June 30 | 3rd Quarter ending September 20 | 4th Quarter ending December 31 | TOTAL    | Unreleased Appropriation | Unobligated Allotment | Unpaid Obligations | Unpaid Obligations |     |                                       |
|             |           |                          |   |                         |                     |   |   |             |                           |                             |                            |                                 |                                |       |                             |                            |                                 |                                |          |                          |                       |                    | Due and Demandable |     | Obligation Not Yet due and Demandable |
| 1           | 2         | 3                        | 4   | 5=3+4                   | 6                   | 7   | 8   | 10=6+7-8+9  | 11                        | 12                          | 13                         | 14                              | 15=11+12+13+14                 | 16    | 17                          | 18                         | 19                              | 20=16+17+18+19                 | 21=5-6-7 | 22=10-15                 | 23=15-20              | 24                 | 25                 |     |                                       |

Prepared by:

Certified Correct:

Approved By:

MARILOU D. ALFANTA  
Department Budget Officer  
Date:

MARY ANTOINETTE Z. PUNO  
Department Chief Accountant  
Date:

GENEVIEVE E. CUARESMA  
OIC, Director, Finance Service  
Date:



Republic of the Philippines  
DEPARTMENT OF PUBLIC WORKS AND HIGHWAYS  
**CENTRAL OFFICE**  
Manila

October 30, 2019

**MS. LOURDES M. CASTILLO**  
Assistant Commissioner  
Commission on Audit  
Commonwealth Ave. Quezon City

Government Accountancy Office  
Office of the Director  
RECEIVED  
By: *[Signature]*  
Date: **OCT 31 2019**

**THRU: MS. LUZVI PANGAN-CHATO, Director IV**  
Government Accountancy Office

Dear Assistant Commissioner Castillo:

We respectfully submit the following Financial Accountability Reports (FARs) of the Department of Public Works and Highways as of September 30, 2019.

- FAR No. 1 – Statement of Appropriations, Allotments, Obligations, Disbursements and Balances (SAAODB)
- FAR No. 1-A – Summary of Appropriations, Allotments, Obligations, Disbursements and Balances by Object of Expenditures (SAAODBOE)
- FAR No. 1-B – List of Allotments and Sub-Allotments (LASA)

Please acknowledge receipt hereof.

Very truly yours,

*[Signature]*  
**ARDELIZA R. MEDENILLA, MNSA, CESO I**  
Undersecretary for Support Services

8.1.1 MDA/MAP *[Signature]*

|                       |                    |
|-----------------------|--------------------|
| BUDGET DIVISION, CFMS |                    |
| Prepared by:          | <i>[Signature]</i> |
| Reviewed by:          | .....              |
| Data Encoder:         | .....              |
| Posted by:            | .....              |
| <i>[Signature]</i>    |                    |
| Chief Budget Division |                    |



REPUBLIC OF THE PHILIPPINES  
**DEPARTMENT OF BUDGET AND MANAGEMENT**  
GENERAL SOLANO STREET, SAN MIGUEL, MANILA

**ACKNOWLEDGEMENT RECEIPT**

The **DEPARTMENT OF BUDGET AND MANAGEMENT** hereby acknowledges the receipt of your letter/request which has been uploaded to the DBM-Document Management System and routed to the appropriate office/s with the following information:

Sender: DPWH - PERSONAL DELIVERY

Document Title: DPWH-CO-FAR 1, 1-A, AND 1-B AS OF SEPTEMBER 30, 2019

Document Reference No: 2019-BA-0112869

Date and Time Uploaded: Wednesday, October 30, 2019 5:04:28 PM

Uploaded By: RECEIVING GLENN MACUNAT

Routed To: BMB-A Christine P. Santos

CC:


Total no of pages received: 1 copy and 1 page

Notes: MULTIPLE ATTACHMENT

The determination of the completeness of the documentary requirements submitted, if any, is subject to the evaluation of the technical person in charge.

This receipt is system generated and does not require signature.

Received by:



DOCUMENT  
MANAGEMENT  
SYSTEM





Republic of the Philippines  
DEPARTMENT OF PUBLIC WORKS AND HIGHWAYS  
**CENTRAL OFFICE**  
Manila

October 30, 2019

**Secretary WENDEL E. AVISADO**  
Department of Budget and Management  
Boncodin Hall, Gen. Solano St., San Miguel, Manila

**ATTENTION: Director LORENZO C. DRAPETE**  
BMB for Economic Development Sector

Dear Secretary Avisado:

We respectfully submit the following Financial Accountability Reports (FARs) of the Department of Public Works and Highways as of September 30, 2019.

- FAR No. 1 – Statement of Appropriations, Allotments, Obligations, Disbursements and Balances (SAAODB)
- FAR No. 1-A – Summary of Appropriations, Allotments, Obligations, Disbursements and Balances (SAAODB)
- FAR No. 1-B – List of Allotments and Sub-Allotments (LASA)

Please acknowledge receipt hereof.

Very truly yours,

*ARM*  
**ARDELIZA R. MEDENILLA, MNSA, CESO I**  
Undersecretary for Support Services *af*

8.1.1 MDA/MAP *K*

|                       |                    |
|-----------------------|--------------------|
| BUDGET DIVISION, CFMS |                    |
| Prepared by:          | <i>[Signature]</i> |
| Reviewed by:          | <i>[Signature]</i> |
| Data Encoder:         |                    |
| Posted by:            | <i>[Signature]</i> |
| Chief Budget Division |                    |











**SUMMARY OF APPROPRIATIONS, ALLOTMENTS, OBLIGATIONS, DISBURSEMENTS AND BALANCES BY OBJECT OF EXPENDITURES**  
As of the Quarter Ending September 30, 2019

Department: DEPARTMENT OF PUBLIC WORKS AND HIGHWAYS  
 Agency/Operating Unit: CONSOLIDATED - NATIONWIDE  
 Region/Province/City:  
 Funding Source Code: ALL FUNDS

| Particulars | UACS CODE | Appropriations           |  |                         | Allotments          |                                       |             |               | Current Year's Obligations |                             |                            |                             |                |
|-------------|-----------|--------------------------|--|-------------------------|---------------------|---------------------------------------|-------------|---------------|----------------------------|-----------------------------|----------------------------|-----------------------------|----------------|
|             |           | Authorized Appropriation | Adjustments(Transfer To/From, Realignment) | Adjusted Appropriations | Allotments Received | Adjustments (Withdrawal, Realignment) | Transfer To | Transfer From | Adjusted Total Allotments  | 1st Quarter Ending March 31 | 2nd Quarter Ending June 30 | 3rd Quarter Ending Sept. 30 | Total          |
| 1           | 2         | 3                        | 4  | 5=3+4                   | 6                   | 7                                     | 8           | 9             | 10=6+7-8+9                 | 11                          | 12                         | 13                          | 15=11+12+13+14 |
|             |           |                          |  |                         |                     |                                       |             |               |                            |                             |                            |                             |                |

Certified Correct:

SGN  
 \_\_\_\_\_  
**MARILOU D. ALFANTA**  
 Department Budget Officer  
 Date:

Certified Correct:

SGN  
 \_\_\_\_\_  
**MARY ANTOINETTE Z. PUNO**  
 Department Chief Accountant  
 Date:

Approved By:

SGN  
 \_\_\_\_\_  
**ARDELIZA R. MEDENILLA, MNSA, CESO I**  
 Undersecretary for Support Services  
 Date:

| Current Year's Disbursements |                            |                             |                    | Balances                 |                       |                    |                    |                            | AC% |
|------------------------------|----------------------------|-----------------------------|--------------------|--------------------------|-----------------------|--------------------|--------------------|----------------------------|-----|
| 1st Quarter Ending March 31  | 2nd Quarter Ending June 30 | 3rd Quarter Ending Sept. 30 | Total              | Unreleased Appropriation | Unobligated Allotment | Unpaid Obligations | Unpaid Obligations |                            |     |
|                              |                            |                             |                    |                          |                       |                    | Due and Demandable | Not yet Due and Demandable |     |
| 16                           | 17                         | 18                          | 20=16+17+18+19     | 21=5-10                  | 22=10-15              | 23=15-20           | 24                 | 25                         |     |
| 175,118,906.77               | 8,657,948,001.15           | 95,529,232,884.33           | 104,362,299,792.25 | 17,325,170,021.00        | 91,045,653,595.53     | 263,896,728,663.71 | 258,305,998.63     | 263,638,422,665.08         | 80% |
| -                            | 8,447,915,537.83           | 95,118,750,295.58           | 103,566,665,833.41 | 17,325,170,021.00        | 85,314,757,138.44     | 261,454,693,925.64 | 246,265,466.67     | 261,208,428,458.97         | 81% |
| -                            | 1,627,004,597.87           | 1,824,142,143.54            | 3,451,146,741.41   | 182,114,692.00           | 2,450,212,114.58      | 165,850,210.02     | 165,850,210.02     | -                          | 60% |
|                              | 1,021,844,633.23           | 1,574,451,753.62            | 2,596,296,386.85   | -                        | 1,502,999,769.78      | 146,609,695.57     | 146,609,695.57     | -                          |     |
|                              | 65,704,183.54              | 107,198,406.83              | 172,902,590.37     | -                        | 106,804,769.11        | 3,143,646.11       | 3,143,646.11       | -                          |     |
|                              | 4,915,391.67               | 9,206,108.33                | 14,121,500.00      | -                        | 10,417,715.18         | 800,534.82         | 800,534.82         | -                          |     |
|                              | 1,487,948.00               | 2,507,250.00                | 3,995,198.00       | -                        | 24,886,427.00         | 273,500.00         | 273,500.00         | -                          |     |
|                              | 996,500.00                 | 1,931,500.00                | 2,928,000.00       | -                        | 4,857,194.00          | 88,000.00          | 88,000.00          | -                          |     |
|                              | 16,409,816.00              | (1,557,480.20)              | 14,852,335.80      | -                        | 515,048,624.32        | 8,758,040.00       | 8,758,040.00       | -                          |     |
|                              | -                          | 27,000.00                   | 27,000.00          | -                        | 87,138,000.00         | 1,490,000.00       | 1,490,000.00       | -                          |     |
|                              | -                          | 2,500.00                    | 2,500.00           | -                        | 88,037,500.00         | 925,000.00         | 925,000.00         | -                          |     |
|                              | 483,374,865.81             | 22,560,335.27               | 505,935,201.08     | -                        | 30,879,780.92         | 223,789.00         | 223,789.00         | -                          |     |
|                              | -                          | 7,846,330.90                | 7,846,330.90       | -                        | 1,038,478.26          | 458,528.70         | 458,528.70         | -                          |     |
|                              | 1,157,000.00               | 8,875,620.03                | 10,032,620.03      | 91,212,379.65            | 11,472,000.32         | -                  | -                  | -                          |     |
|                              | 10,340,014.05              | 59,689,282.37               | 70,029,296.42      | 90,902,312.35            | 9,991,066.18          | 520,075.05         | 520,075.05         | -                          |     |
|                              | 1,017,650.36               | 1,166,504.29                | 2,184,154.65       | -                        | 13,458,636.33         | 173,750.48         | 173,750.48         | -                          |     |
|                              | 411,500.00                 | 817,000.00                  | 1,228,500.00       | -                        | 11,201,844.34         | 80,000.00          | 80,000.00          | -                          |     |
|                              | 3,342,430.01               | 5,104,979.55                | 8,447,409.56       | -                        | 5,336,048.01          | 482,000.00         | 482,000.00         | -                          |     |
|                              | 12,739,542.18              | 19,041,573.05               | 31,781,115.23      | -                        | 21,136,190.35         | 1,569,379.03       | 1,569,379.03       | -                          |     |
|                              | 3,263,123.02               | 5,273,479.50                | 8,536,602.52       | -                        | 5,508,070.48          | 254,271.26         | 254,271.26         | -                          |     |
| -                            | 751,670,990.27             | 2,348,918,280.09            | 3,100,589,270.36   | -                        | 5,610,784,683.87      | 2,856,131,045.77   | -                  | 2,856,131,045.77           | 51% |
|                              | 3,588,900.77               | 10,414,203.45               | 14,003,104.22      | -                        | 69,348,022.38         | 2,680,277.68       | -                  | 2,680,277.68               |     |
|                              | 126,524.82                 | 107,048.30                  | 233,573.12         | -                        | 679,595.67            | 302,581.21         | -                  | 302,581.21                 |     |
|                              | 250,057.70                 | 2,648,680.50                | 2,898,738.20       | -                        | 26,703,248.42         | 1,038,917.56       | -                  | 1,038,917.56               |     |
|                              | -                          | -                           | -                  | -                        | 905,000.00            | -                  | -                  | -                          |     |
|                              | 1,405,280.30               | 4,899,134.52                | 6,304,414.82       | -                        | 87,434,969.78         | 6,192,557.67       | -                  | 6,192,557.67               |     |
|                              | 8,800.00                   | 27,700.00                   | 36,500.00          | -                        | 147,000.00            | -                  | -                  | -                          |     |
|                              | 1,519,364.31               | 3,304,166.56                | 4,823,530.87       | -                        | 120,149,408.00        | 3,555,731.95       | -                  | 3,555,731.95               |     |
|                              | -                          | -                           | -                  | -                        | 4,000,000.00          | -                  | -                  | -                          |     |
|                              | -                          | 358,176.00                  | 358,176.00         | -                        | 786,900.00            | 14,924.00          | -                  | 14,924.00                  |     |
|                              | 14,181.00                  | 113,395.20                  | 127,576.20         | -                        | 12,545,451.35         | 1,165,672.45       | -                  | 1,165,672.45               |     |
|                              | 3,048,566.62               | 5,346,815.61                | 8,395,382.23       | -                        | 19,876,632.84         | 705,293.85         | -                  | 705,293.85                 |     |
|                              | 20,207,273.99              | 29,202,125.20               | 49,409,399.19      | -                        | 93,539,590.48         | 3,968,242.26       | -                  | 3,968,242.26               |     |
|                              | 65,850.40                  | 3,658,545.32                | 3,724,395.72       | -                        | 4,667,768.60          | 20,153.38          | -                  | 20,153.38                  |     |
|                              | -                          | 11,381.00                   | 11,381.00          | -                        | 801,619.00            | -                  | -                  | -                          |     |
|                              | 955,891.06                 | 2,543,653.13                | 3,499,544.19       | -                        | 20,876,988.24         | 1,057,963.87       | -                  | 1,057,963.87               |     |
|                              | 17,021.99                  | 3,658.18                    | 20,680.17          | -                        | 101,563,475.58        | -                  | -                  | -                          |     |
|                              | -                          | -                           | -                  | -                        | 61,750,000.00         | -                  | -                  | -                          |     |
|                              | -                          | -                           | -                  | -                        | 20,266,500.00         | -                  | -                  | -                          |     |
|                              | 585,797.41                 | 1,151,629.03                | 1,737,426.44       | -                        | 3,357,367.81          | 181,539.14         | -                  | 181,539.14                 |     |
|                              | -                          | -                           | -                  | -                        | 1,000,000.00          | -                  | -                  | -                          |     |
|                              | 2,450.00                   | 17,184.76                   | 19,634.76          | -                        | 1,027,384.49          | 49,420.00          | -                  | 49,420.00                  |     |
|                              | 187,500.00                 | -                           | 187,500.00         | -                        | 100,000.00            | 212,500.00         | -                  | 212,500.00                 |     |
|                              | 1,125,433.92               | 2,632,166.63                | 3,757,600.55       | -                        | 9,101,558.11          | 1,162,341.34       | -                  | 1,162,341.34               |     |
|                              | -                          | 8,084,963.19                | 8,084,963.19       | -                        | 3,999,092.93          | 16,759,969.38      | -                  | 16,759,969.38              |     |
|                              | 4,130,819.44               | 9,831,662.56                | 13,962,482.00      | -                        | 2,862,920.37          | 17,110,386.64      | -                  | 17,110,386.64              |     |
|                              | 17,606.24                  | 114,303.09                  | 131,909.33         | -                        | 7,132,419.45          | 194,416.24         | -                  | 194,416.24                 |     |
|                              | 687,444,187.08             | 2,039,730,865.03            | 2,727,175,052.11   | -                        | 3,106,494,653.08      | 1,445,603,413.14   | -                  | 1,445,603,413.14           |     |
|                              | 985,553.75                 | 170,472,976.17              | 171,458,529.92     | -                        | 856,053,615.80        | 998,487,854.28     | -                  | 998,487,854.28             |     |
|                              | 12,168,153.69              | 19,019,348.80               | 31,187,502.49      | -                        | 164,586,269.25        | 16,681,883.51      | -                  | 16,681,883.51              |     |
|                              | -                          | 20,879,975.96               | 20,879,975.96      | -                        | 371,014,345.37        | 306,055,678.67     | -                  | 306,055,678.67             |     |
|                              | -                          | 104,924.55                  | 104,924.55         | -                        | 7,649,893.20          | 783,030.55         | -                  | 783,030.55                 |     |
|                              | -                          | 2,500.00                    | 2,500.00           | -                        | 1,757,500.00          | -                  | -                  | -                          |     |
|                              | -                          | -                           | -                  | -                        | 10,753,000.00         | -                  | -                  | -                          |     |
|                              | 82,470.50                  | 311,456.18                  | 393,926.68         | -                        | 18,599,932.56         | 3,721,185.76       | -                  | 3,721,185.76               |     |
|                              | -                          | -                           | -                  | -                        | 20,016,060.16         | 22,939.84          | -                  | 22,939.84                  |     |
|                              | 57,278.41                  | 1,326,842.46                | 1,384,120.87       | -                        | 215,001,915.23        | 15,436,963.90      | -                  | 15,436,963.90              |     |
|                              | 81,056.60                  | 409,047.33                  | 490,103.93         | -                        | 20,624,489.53         | 15,169.82          | -                  | 15,169.82                  |     |



| Current Year's Disbursements   |                               |                                |                          | Balances                    |                          |                           |                      |                               | AC% |
|--------------------------------|-------------------------------|--------------------------------|--------------------------|-----------------------------|--------------------------|---------------------------|----------------------|-------------------------------|-----|
| 1st Quarter Ending<br>March 31 | 2nd Quarter Ending<br>June 30 | 3rd Quarter Ending<br>Sept. 30 | Total                    | Unreleased<br>Appropriation | Unobligated Allotment    | Unpaid Obligations        | Unpaid Obligations   |                               |     |
|                                |                               |                                |                          |                             |                          |                           | Due and Demandable   | Not yet Due and<br>Demandable |     |
| 16                             | 17                            | 18                             | 20=16+17+18+19           | 21=5-10                     | 22=10-15                 | 23=15-20                  | 24                   | 25                            |     |
|                                | 333,791.88                    | 1,096,729.92                   | 1,430,521.80             | -                           | 1,329,520.08             | 22,250.00                 | -                    | 22,250.00                     |     |
|                                | 11,706,949.53                 | 10,279,393.50                  | 21,986,343.03            | -                           | 34,167,701.00            | 544,889.83                | -                    | 544,889.83                    |     |
|                                | 11,839.29                     | 27,531.19                      | 39,370.48                | -                           | 4,297,498.49             | -                         | -                    | -                             |     |
|                                | 4,966.44                      | 68,043.42                      | 73,009.86                | -                           | 11,301,477.41            | 529,646.43                | -                    | 529,646.43                    |     |
|                                | 15,000.00                     | 63,650.00                      | 78,650.00                | -                           | 1,992,429.25             | 10,000.00                 | -                    | 10,000.00                     |     |
|                                | 113,330.13                    | 225,925.12                     | 339,255.25               | -                           | 32,477,714.90            | 1,052,763.15              | -                    | 1,052,763.15                  |     |
|                                | -                             | 24,000.00                      | 24,000.00                | -                           | 4,925,060.64             | 7,566,000.00              | -                    | 7,566,000.00                  |     |
|                                | -                             | 24,265.60                      | 24,265.60                | -                           | 299,986.40               | 1,300.00                  | -                    | 1,300.00                      |     |
|                                | -                             | -                              | -                        | -                           | 4,185,000.00             | 3,165,000.00              | -                    | 3,165,000.00                  |     |
|                                | 53,213.00                     | 184,920.09                     | 238,133.09               | -                           | 1,427,627.81             | 16,441.02                 | -                    | 16,441.02                     |     |
|                                | 1,355,880.00                  | 195,292.54                     | 1,551,172.54             | -                           | 47,206,080.21            | 41,747.25                 | -                    | 41,747.25                     |     |
| -                              | <b>6,069,239,949.69</b>       | <b>90,945,689,871.94</b>       | <b>97,014,929,821.63</b> | <b>17,143,055,329.00</b>    | <b>77,253,760,340.00</b> | <b>258,432,712,669.86</b> | <b>80,415,256.65</b> | <b>258,352,297,413.21</b>     | 82% |
| -                              | 383,143,242.55                | 6,888,136,527.92               | 7,271,279,770.47         | 73,000,000.00               | 8,919,305,266.21         | 29,780,769,963.32         | -                    | 29,780,769,963.32             |     |
| -                              | 1,659,758.80                  | 1,077,040,171.26               | 1,078,699,930.06         | -                           | 2,645,380,772.50         | 11,230,926,381.44         | -                    | 11,230,926,381.44             |     |
| -                              | -                             | -                              | -                        | -                           | -                        | -                         | -                    | -                             |     |
| -                              | 3,086,213,720.17              | 54,300,775,776.47              | 57,386,989,496.64        | 16,096,912,267.00           | 38,962,483,996.84        | 157,090,728,281.62        | 80,415,256.65        | 157,010,313,024.97            |     |
| -                              | 2,493,100,455.32              | 27,357,769,459.32              | 29,850,869,914.65        | 255,000,000.00              | 15,592,044,150.50        | 56,508,516,969.23         | -                    | 56,508,516,969.23             |     |
| -                              | 27,700,513.97                 | 407,551,334.59                 | 435,251,848.56           | 30,000,000.00               | 633,017,880.66           | 1,932,703,270.78          | -                    | 1,932,703,270.78              |     |
| -                              | 77,422,258.87                 | 910,141,366.71                 | 987,563,625.58           | 688,143,062.00              | 6,707,217,154.82         | 1,389,589,157.60          | -                    | 1,389,589,157.60              |     |
| -                              | -                             | 3,546,622.55                   | 3,546,622.55             | -                           | 309,308,104.94           | 87,145,272.51             | -                    | 87,145,272.51                 |     |
| -                              | -                             | 728,613.12                     | 728,613.12               | -                           | 3,485,003,013.53         | 412,333,373.35            | -                    | 412,333,373.35                |     |
| <b>175,118,906.77</b>          | <b>193,948,505.84</b>         | <b>205,336,322.25</b>          | <b>574,403,734.86</b>    | <b>-</b>                    | <b>285,840,307.16</b>    | <b>555,358,011.98</b>     | <b>8,740,352.05</b>  | <b>546,617,659.93</b>         | 80% |
| <b>175,118,906.77</b>          | <b>193,948,505.84</b>         | <b>205,336,322.25</b>          | <b>574,403,734.86</b>    | <b>-</b>                    | <b>200,296,625.65</b>    | <b>9,947,855.49</b>       | <b>8,740,352.05</b>  | <b>1,207,503.44</b>           |     |
| <b>-</b>                       | <b>-</b>                      | <b>-</b>                       | <b>-</b>                 | <b>-</b>                    | <b>85,543,681.51</b>     | <b>545,410,156.49</b>     | <b>-</b>             | <b>545,410,156.49</b>         |     |
| -                              | -                             | -                              | -                        | -                           | 85,543,681.51            | 545,410,156.49            | -                    | 545,410,156.49                |     |
| -                              | 16,083,957.48                 | 205,146,266.50                 | 221,230,223.98           | -                           | 5,445,056,149.93         | 1,886,676,726.09          | 3,300,179.91         | 1,883,376,546.18              | 28% |
| -                              | <b>2,711,703.09</b>           | <b>15,193,780.66</b>           | <b>17,905,483.75</b>     | <b>-</b>                    | <b>74,104,841.21</b>     | <b>2,061,394.04</b>       | <b>2,061,394.04</b>  | <b>-</b>                      |     |
| -                              | 1,629,657.11                  | 13,167,352.77                  | 14,797,009.88            | -                           | 58,428,567.53            | 1,805,435.66              | 1,805,435.66         | -                             |     |
| -                              | 1,629,657.11                  | 13,167,352.77                  | 14,797,009.88            | -                           | 58,428,567.53            | 1,805,435.66              | 1,805,435.66         | -                             |     |
| -                              | <b>1,067,771.18</b>           | <b>1,772,097.42</b>            | <b>2,839,868.60</b>      | <b>-</b>                    | <b>14,726,958.95</b>     | <b>249,337.34</b>         | <b>249,337.34</b>    | <b>-</b>                      |     |
| -                              | 104,075.18                    | 845,212.84                     | 949,288.02               | -                           | 2,881,089.87             | 108,000.00                | 108,000.00           | -                             |     |
| -                              | 10,000.00                     | 53,250.00                      | 63,250.00                | -                           | 271,500.00               | -                         | -                    | -                             |     |
| -                              | -                             | -                              | -                        | -                           | 35,000.00                | -                         | -                    | -                             |     |
| -                              | 138,000.00                    | 174,000.00                     | 312,000.00               | -                           | 582,000.00               | 24,000.00                 | 24,000.00            | -                             |     |
| -                              | -                             | -                              | -                        | -                           | 285,000.00               | -                         | -                    | -                             |     |
| -                              | 732,457.00                    | 522,737.00                     | 1,255,194.00             | -                           | 2,749,734.00             | -                         | -                    | -                             |     |
| -                              | -                             | 39,167.00                      | 39,167.00                | -                           | 5,665,703.00             | -                         | -                    | -                             |     |
| -                              | -                             | -                              | -                        | -                           | 889,000.00               | -                         | -                    | -                             |     |
| -                              | 83,239.00                     | -                              | 83,239.00                | -                           | 609,400.00               | 600.00                    | 600.00               | -                             |     |
| -                              | -                             | -                              | -                        | -                           | -                        | -                         | -                    | -                             |     |
| -                              | -                             | 108,730.58                     | 108,730.58               | -                           | 758,532.08               | 108,737.34                | 108,737.34           | -                             |     |
| -                              | -                             | 29,000.00                      | 29,000.00                | -                           | -                        | 8,000.00                  | 8,000.00             | -                             |     |
| -                              | -                             | -                              | -                        | -                           | -                        | -                         | -                    | -                             |     |
| -                              | <b>14,274.80</b>              | <b>254,330.47</b>              | <b>268,605.27</b>        | <b>-</b>                    | <b>949,314.73</b>        | <b>6,621.04</b>           | <b>6,621.04</b>      | <b>-</b>                      |     |
| -                              | 1,700.00                      | 44,319.80                      | 46,019.80                | -                           | 172,209.20               | 1,100.00                  | 1,100.00             | -                             |     |
| -                              | 10,774.80                     | 156,517.68                     | 167,292.48               | -                           | 556,901.26               | 2,235.30                  | 2,235.30             | -                             |     |
| -                              | 1,800.00                      | 53,492.99                      | 55,292.99                | -                           | 220,204.27               | 3,285.74                  | 3,285.74             | -                             |     |
| -                              | <b>13,372,254.39</b>          | <b>45,487,072.26</b>           | <b>58,859,326.65</b>     | <b>-</b>                    | <b>2,931,325.93</b>      | <b>1,443,524.42</b>       | <b>1,238,785.87</b>  | <b>204,738.55</b>             |     |
| -                              | -                             | 8,204,917.68                   | 8,204,917.68             | -                           | 2.85                     | 1.47                      | 1.47                 | -                             |     |
| -                              | 12,722,888.39                 | 37,670,479.22                  | 50,393,367.61            | -                           | 2,931,322.44             | 1,443,522.95              | 1,238,784.40         | 204,738.55                    |     |
| -                              | 649,366.00                    | (388,324.64)                   | 261,041.36               | -                           | 0.64                     | -                         | -                    | -                             |     |
| -                              | -                             | <b>144,465,413.58</b>          | <b>144,465,413.58</b>    | <b>-</b>                    | <b>5,368,019,982.79</b>  | <b>1,883,171,807.63</b>   | <b>-</b>             | <b>1,883,171,807.63</b>       |     |
| -                              | -                             | <b>144,465,413.58</b>          | <b>144,465,413.58</b>    | <b>-</b>                    | <b>5,368,019,982.79</b>  | <b>1,883,171,807.63</b>   | <b>-</b>             | <b>1,883,171,807.63</b>       |     |
| -                              | -                             | <b>144,465,413.58</b>          | <b>144,465,413.58</b>    | <b>-</b>                    | <b>5,368,019,982.79</b>  | <b>1,883,171,807.63</b>   | <b>-</b>             | <b>1,883,171,807.63</b>       |     |
| -                              | -                             | 144,465,413.58                 | 144,465,413.58           | -                           | 5,368,019,982.79         | 1,883,171,807.63          | -                    | 1,883,171,807.63              |     |

| Current Year's Disbursements   |                               |                                |                         | Balances                    |                       |                       |                       |                               | AC%         |
|--------------------------------|-------------------------------|--------------------------------|-------------------------|-----------------------------|-----------------------|-----------------------|-----------------------|-------------------------------|-------------|
| 1st Quarter Ending<br>March 31 | 2nd Quarter Ending<br>June 30 | 3rd Quarter Ending<br>Sept. 30 | Total                   | Unreleased<br>Appropriation | Unobligated Allotment | Unpaid Obligations    | Unpaid Obligations    |                               |             |
|                                |                               |                                |                         |                             |                       |                       | Due and Demandable    | Not yet Due and<br>Demandable |             |
| 16                             | 17                            | 18                             | 20=16+17+18+19          | 21=5-10                     | 22=10-15              | 23=15-20              | 24                    | 25                            |             |
| <b>2,163,658,987.50</b>        | <b>1,346,379,026.01</b>       | <b>525,154,222.37</b>          | <b>4,035,192,235.88</b> | -                           | <b>2.13</b>           | <b>331,294,549.50</b> | <b>266,596,283.45</b> | <b>64,698,266.05</b>          | <b>100%</b> |
| <b>1,605,208,941.01</b>        | <b>792,815,258.09</b>         | <b>145,000.00</b>              | <b>2,398,169,199.10</b> | -                           | <b>2.13</b>           | <b>120,833,962.76</b> | <b>120,833,962.76</b> | -                             | <b>100%</b> |
| 1,456,451,520.88               | 641,286,561.77                |                                | 2,097,738,082.65        | -                           | -                     | 107,209,755.85        | 107,209,755.85        | -                             |             |
| 104,354,388.66                 | 38,333,528.43                 |                                | 142,687,917.09          | -                           | -                     | 2,021,259.23          | 2,021,259.23          | -                             |             |
| 4,153,000.00                   | 2,159,250.00                  |                                | 6,312,250.00            | -                           | -                     | 5,000.00              | 5,000.00              | -                             |             |
| 1,246,375.00                   | 672,500.00                    |                                | 1,918,875.00            | -                           | -                     | 5,000.00              | 5,000.00              | -                             |             |
| -                              | 94,521,000.00                 |                                | 94,521,000.00           | -                           | -                     | 4,946,000.00          | 4,946,000.00          | -                             |             |
| -                              | 13,424.00                     |                                | 13,424.00               | -                           | -                     | -                     | -                     | -                             |             |
| -                              | 5,000.00                      |                                | 5,000.00                | -                           | -                     | 305,000.00            | 305,000.00            | -                             |             |
| -                              | -                             |                                | -                       | -                           | -                     | -                     | -                     | -                             |             |
| -                              | 4,822,336.00                  |                                | 4,822,336.00            | -                           | -                     | 1,727,000.00          | 1,727,000.00          | -                             |             |
| -                              | -                             |                                | -                       | -                           | -                     | -                     | -                     | -                             |             |
| 2,265,413.38                   | -                             |                                | 2,265,413.38            | -                           | 0.77                  | 3,610,979.85          | 3,610,979.85          | -                             |             |
| 8,185,464.76                   | 331,982.78                    |                                | 8,517,447.54            | -                           | 1.36                  | 255,329.10            | 255,329.10            | -                             |             |
| 100,821.52                     | 127,576.81                    |                                | 228,398.33              | -                           | -                     | 2,074.79              | 2,074.79              | -                             |             |
| 60,000.00                      | 10,000.00                     | 145,000.00                     | 215,000.00              | -                           | -                     | 10,000.00             | 10,000.00             | -                             |             |
| 5,068,121.77                   | 1,846,541.72                  |                                | 6,914,663.49            | -                           | -                     | 191,843.90            | 191,843.90            | -                             |             |
| 18,246,984.73                  | 6,845,451.15                  |                                | 25,092,435.88           | -                           | -                     | 397,320.04            | 397,320.04            | -                             |             |
| 5,076,850.31                   | 1,840,105.43                  |                                | 6,916,955.74            | -                           | -                     | 147,400.00            | 147,400.00            | -                             |             |
| <b>338,108,973.12</b>          | <b>553,563,767.92</b>         | <b>235,701,992.91</b>          | <b>1,127,374,733.95</b> | -                           | -                     | <b>64,698,266.05</b>  | -                     | <b>64,698,266.05</b>          | <b>100%</b> |
| 1,646,948.84                   | 2,102,197.48                  | -                              | 3,749,146.32            | -                           | -                     | 258,392.47            | -                     | 258,392.47                    |             |
| -                              | -                             | -                              | -                       | -                           | -                     | -                     | -                     | -                             |             |
| 174,000.00                     | 68,000.00                     | -                              | 242,000.00              | -                           | -                     | 4,000.00              | -                     | 4,000.00                      |             |
| -                              | -                             | -                              | -                       | -                           | -                     | -                     | -                     | -                             |             |
| 532,386.02                     | 594,248.34                    | 231,895.43                     | 1,358,529.79            | -                           | -                     | 276,669.50            | -                     | 276,669.50                    |             |
| -                              | 500.00                        | -                              | 500.00                  | -                           | -                     | -                     | -                     | -                             |             |
| 1,069,255.52                   | 1,599,275.95                  | 123,363.99                     | 2,791,895.46            | -                           | -                     | 95,311.68             | -                     | 95,311.68                     |             |
| -                              | -                             | -                              | -                       | -                           | -                     | -                     | -                     | -                             |             |
| -                              | 1,300.00                      | -                              | 1,300.00                | -                           | -                     | -                     | -                     | -                             |             |
| -                              | -                             | -                              | -                       | -                           | -                     | -                     | -                     | -                             |             |
| <b>1,914,784.54</b>            | <b>1,581,041.81</b>           | <b>30,082.43</b>               | <b>3,525,908.78</b>     | -                           | -                     | <b>168,407.49</b>     | -                     | <b>168,407.49</b>             |             |
| 13,671,165.41                  | 9,880,812.38                  | 123,983.81                     | 23,675,961.60           | -                           | -                     | 927,599.74            | -                     | 927,599.74                    |             |
| -                              | -                             | -                              | -                       | -                           | -                     | -                     | -                     | -                             |             |
| 39,984.30                      | 19,208.00                     | -                              | 59,192.30               | -                           | -                     | 6,702.00              | -                     | 6,702.00                      |             |
| -                              | -                             | -                              | -                       | -                           | -                     | -                     | -                     | -                             |             |
| 1,189,620.21                   | 609,867.14                    | 294.50                         | 1,799,781.85            | -                           | -                     | 58,911.64             | -                     | 58,911.64                     |             |
| 20,043.39                      | 169.07                        | -                              | 20,212.46               | -                           | -                     | -                     | -                     | -                             |             |
| -                              | -                             | -                              | -                       | -                           | -                     | -                     | -                     | -                             |             |
| -                              | -                             | -                              | -                       | -                           | -                     | 6,283,500.00          | -                     | 6,283,500.00                  |             |
| -                              | -                             | -                              | -                       | -                           | -                     | -                     | -                     | -                             |             |
| 345,888.10                     | 242,778.51                    | -                              | 588,666.61              | -                           | -                     | -                     | -                     | -                             |             |
| -                              | -                             | -                              | -                       | -                           | -                     | -                     | -                     | -                             |             |
| 11,560.75                      | -                             | -                              | 11,560.75               | -                           | -                     | -                     | -                     | -                             |             |
| -                              | -                             | -                              | -                       | -                           | -                     | -                     | -                     | -                             |             |
| 217,500.00                     | 115,250.00                    | -                              | 332,750.00              | -                           | -                     | 48,750.00             | -                     | 48,750.00                     |             |
| -                              | 3,382,484.64                  | 1,691,242.32                   | 5,073,726.96            | -                           | -                     | 536,247.54            | -                     | 536,247.54                    |             |
| -                              | 3,427,876.12                  | -                              | 3,427,876.12            | -                           | -                     | 36,334.87             | -                     | 36,334.87                     |             |
| 22,150.00                      | 7,787.68                      | 17,317.30                      | 47,254.98               | -                           | -                     | -                     | -                     | -                             |             |
| 291,405,107.95                 | 540,190,293.63                | 233,457,949.42                 | 1,065,053,351.00        | -                           | -                     | 55,673,530.67         | -                     | 55,673,530.67                 |             |
| 4,440,277.19                   | (4,440,277.19)                | -                              | -                       | -                           | -                     | -                     | -                     | -                             |             |
| 20,706,494.09                  | (12,245,549.34)               | 14,400.00                      | 8,475,344.75            | -                           | -                     | -                     | -                     | -                             |             |
| -                              | 62,954.73                     | -                              | 62,954.73               | -                           | -                     | 4,196.97              | -                     | 4,196.97                      |             |
| -                              | -                             | -                              | -                       | -                           | -                     | -                     | -                     | -                             |             |
| 29,230.00                      | 68,257.46                     | 3,867.54                       | 101,355.00              | -                           | -                     | 108,600.00            | -                     | 108,600.00                    |             |
| -                              | -                             | -                              | -                       | -                           | -                     | -                     | -                     | -                             |             |
| -                              | -                             | -                              | -                       | -                           | -                     | -                     | -                     | -                             |             |
| 92,201.80                      | 61,031.28                     | -                              | 153,233.08              | -                           | -                     | 11,620.00             | -                     | 11,620.00                     |             |
| 264,308.22                     | 75,750.00                     | 7,500.00                       | 347,558.22              | -                           | -                     | 8,783.54              | -                     | 8,783.54                      |             |
| 165,462.01                     | 6,091,355.52                  | -                              | 6,256,817.53            | -                           | -                     | 61,933.63             | -                     | 61,933.63                     |             |

| Current Year's Disbursements   |                               |                                |                           | Balances                    |                          |                           |                       |                               | AC%  |
|--------------------------------|-------------------------------|--------------------------------|---------------------------|-----------------------------|--------------------------|---------------------------|-----------------------|-------------------------------|------|
| 1st Quarter Ending<br>March 31 | 2nd Quarter Ending<br>June 30 | 3rd Quarter Ending<br>Sept. 30 | Total                     | Unreleased<br>Appropriation | Unobligated Allotment    | Unpaid Obligations        | Unpaid Obligations    |                               |      |
|                                |                               |                                |                           |                             |                          |                           | Due and Demandable    | Not yet Due and<br>Demandable |      |
| 16                             | 17                            | 18                             | 20=16+17+18+19            | 21=5-10                     | 22=10-15                 | 23=15-20                  | 24                    | 25                            |      |
| 5,244.67                       | 1,126.00                      | -                              | 6,370.67                  | -                           | -                        | 3,760.36                  | -                     | 3,760.36                      |      |
| 30,044.91                      | 5,564.07                      | -                              | 35,608.98                 | -                           | -                        | 1,500.00                  | -                     | 1,500.00                      |      |
| 18,920.75                      | -                             | -                              | 18,920.75                 | -                           | -                        | -                         | -                     | -                             |      |
| 35,476.53                      | 20,790.17                     | -                              | 56,266.70                 | -                           | -                        | -                         | -                     | -                             |      |
| -                              | -                             | -                              | -                         | -                           | -                        | 122,992.50                | -                     | 122,992.50                    |      |
| -                              | 11,400.00                     | -                              | 11,400.00                 | -                           | -                        | -                         | -                     | -                             |      |
| 60,917.92                      | 28,274.47                     | 96.17                          | 89,288.56                 | -                           | -                        | 521.45                    | -                     | 521.45                        |      |
| -                              | -                             | -                              | -                         | -                           | -                        | -                         | -                     | -                             |      |
| <b>14,571,257.33</b>           | <b>6,292,913.97</b>           | <b>-</b>                       | <b>20,864,171.30</b>      | <b>-</b>                    | <b>852.80</b>            | <b>382,473.90</b>         | <b>382,473.90</b>     | <b>-</b>                      |      |
| <b>14,571,257.33</b>           | <b>6,292,913.97</b>           | <b>-</b>                       | <b>20,864,171.30</b>      | <b>-</b>                    | <b>852.80</b>            | <b>382,473.90</b>         | <b>382,473.90</b>     | <b>-</b>                      |      |
| 4,622,725.51                   | (4,622,725.51)                | -                              | -                         | -                           | -                        | -                         | -                     | -                             |      |
| 1,798,965.59                   | -                             | -                              | 1,798,965.59              | -                           | 0.41                     | -                         | -                     | -                             |      |
| 8,149,566.23                   | 10,915,639.48                 | -                              | 19,065,205.71             | -                           | 852.39                   | 382,473.90                | 382,473.90            | -                             |      |
| -                              | -                             | -                              | -                         | -                           | -                        | -                         | -                     | -                             |      |
| <b>220,341,073.37</b>          | <b>-</b>                      | <b>289,307,229.46</b>          | <b>509,648,302.83</b>     | <b>-</b>                    | <b>-</b>                 | <b>145,762,320.69</b>     | <b>145,762,320.69</b> | <b>-</b>                      | 100% |
| 50,226,315.90                  | -                             | 91,009,903.22                  | 141,236,219.12            | -                           | -                        | 90,902,438.78             | 90,902,438.78         | -                             |      |
| 170,114,757.47                 | -                             | 198,297,326.24                 | 368,412,083.71            | -                           | -                        | 54,859,881.91             | 54,859,881.91         | -                             |      |
| <b>2,338,777,894.27</b>        | <b>10,004,327,027.16</b>      | <b>96,054,387,106.70</b>       | <b>108,397,492,028.12</b> | <b>17,325,170,021.00</b>    | <b>91,045,653,597.66</b> | <b>264,228,023,213.21</b> | <b>524,902,282.08</b> | <b>263,703,120,931.13</b>     | 80%  |
| -                              | <b>368,205,619.25</b>         | <b>225,278,076.19</b>          | <b>593,483,695.44</b>     | <b>-</b>                    | <b>7,411,128,365.46</b>  | <b>884,819,589.10</b>     | <b>-</b>              | <b>884,819,589.10</b>         | 17%  |
| -                              | <b>368,205,619.25</b>         | <b>225,278,076.19</b>          | <b>593,483,695.44</b>     | <b>-</b>                    | <b>7,411,128,365.46</b>  | <b>884,819,589.10</b>     | <b>-</b>              | <b>884,819,589.10</b>         |      |
| -                              | <b>368,155,617.31</b>         | <b>222,067,359.91</b>          | <b>590,222,977.22</b>     | <b>-</b>                    | <b>7,408,615,514.22</b>  | <b>870,594,488.56</b>     | <b>-</b>              | <b>870,594,488.56</b>         |      |
| -                              | 368,155,617.31                | 221,982,309.91                 | 590,137,927.22            | -                           | 7,334,401,367.96         | 714,270,962.82            | -                     | 714,270,962.82                |      |
| -                              | -                             | 85,050.00                      | 85,050.00                 | -                           | 74,214,146.26            | 156,323,525.74            | -                     | 156,323,525.74                |      |
| -                              | -                             | -                              | -                         | -                           | -                        | -                         | -                     | -                             |      |
| -                              | <b>50,001.94</b>              | <b>3,210,716.28</b>            | <b>3,260,718.22</b>       | <b>-</b>                    | <b>2,512,851.24</b>      | <b>14,225,100.54</b>      | <b>-</b>              | <b>14,225,100.54</b>          |      |
| -                              | <b>50,001.94</b>              | <b>3,210,716.28</b>            | <b>3,260,718.22</b>       | <b>-</b>                    | <b>2,512,851.24</b>      | <b>14,225,100.54</b>      | <b>-</b>              | <b>14,225,100.54</b>          |      |
| -                              | 50,001.94                     | 3,210,716.28                   | 3,260,718.22              | -                           | 2,512,851.24             | 14,225,100.54             | -                     | 14,225,100.54                 |      |
| <b>1,498,504,303.69</b>        | <b>2,514,652,367.10</b>       | <b>2,806,117,772.71</b>        | <b>6,819,274,443.50</b>   | <b>-</b>                    | <b>32,661,857,892.68</b> | <b>11,783,721,747.25</b>  | <b>47,684,047.15</b>  | <b>11,736,037,700.10</b>      | 36%  |
| <b>1,498,504,303.69</b>        | <b>2,514,652,367.10</b>       | <b>2,806,117,772.71</b>        | <b>6,819,274,443.50</b>   | <b>-</b>                    | <b>32,661,857,892.68</b> | <b>11,783,721,747.25</b>  | <b>47,684,047.15</b>  | <b>11,736,037,700.10</b>      |      |
| <b>81,590,849.75</b>           | <b>72,442,864.73</b>          | <b>50,225,751.79</b>           | <b>204,259,466.27</b>     | <b>-</b>                    | <b>227,886,208.03</b>    | <b>118,297,903.31</b>     | <b>-</b>              | <b>118,297,903.31</b>         | 59%  |
| 4,567,707.62                   | 8,663,865.55                  | 13,333,431.74                  | 26,565,004.91             | -                           | 2,588,623.41             | 3,088,370.72              | -                     | 3,088,370.72                  |      |
| 107,967.12                     | 327,066.87                    | 3,500.00                       | 438,533.99                | -                           | 9,530.76                 | -                         | -                     | -                             |      |
| 900,880.75                     | 857,347.87                    | 226,266.00                     | 1,984,494.62              | -                           | 5,795,668.64             | 2,116,413.66              | -                     | 2,116,413.66                  |      |
| 20,566.79                      | -                             | 66,433.21                      | 87,000.00                 | -                           | 324,564.49               | -                         | -                     | -                             |      |
| 342,888.67                     | 1,219,372.33                  | 1,283,471.50                   | 2,845,732.50              | -                           | 2,068,881.16             | 2,051,861.51              | -                     | 2,051,861.51                  |      |
| 2,000.00                       | 1,600.00                      | -                              | 3,600.00                  | -                           | 15,500.00                | -                         | -                     | -                             |      |
| 1,198,141.27                   | 868,428.84                    | 1,168,435.90                   | 3,235,006.01              | -                           | 7,843,921.71             | 1,846,026.54              | -                     | 1,846,026.54                  |      |
| -                              | -                             | -                              | -                         | -                           | 288,500.00               | -                         | -                     | -                             |      |
| -                              | -                             | -                              | -                         | -                           | -                        | -                         | -                     | -                             |      |
| 38,368.25                      | 72,283.27                     | 882,668.42                     | 993,319.94                | -                           | 488,947.24               | 396,925.33                | -                     | 396,925.33                    |      |
| 780,065.21                     | 602,227.90                    | 22,055.58                      | 1,404,348.69              | -                           | 796,064.88               | 67,596.38                 | -                     | 67,596.38                     |      |
| 2,142,028.06                   | 5,944,365.93                  | 389,653.34                     | 8,476,047.33              | -                           | 2,268,773.66             | 431,784.87                | -                     | 431,784.87                    |      |
| 81,568.00                      | 13,577.65                     | 359,704.35                     | 454,850.00                | -                           | 221,138.78               | 4,134,074.24              | -                     | 4,134,074.24                  |      |
| 1,428.00                       | -                             | -                              | 1,428.00                  | -                           | -                        | -                         | -                     | -                             |      |
| 162,175.85                     | 110,613.11                    | 102,875.66                     | 375,664.62                | -                           | 936,107.52               | 157,494.53                | -                     | 157,494.53                    |      |
| 38,306.39                      | 36,686.24                     | 2,285.00                       | 77,277.63                 | -                           | 94,416.30                | -                         | -                     | -                             |      |
| -                              | -                             | -                              | -                         | -                           | -                        | -                         | -                     | -                             |      |
| 60,192.72                      | 3,365,173.11                  | 177,179.11                     | 3,602,544.94              | -                           | 5,397,201.09             | 13,432,224.45             | -                     | 13,432,224.45                 |      |

| Current Year's Disbursements   |                               |                                |                           | Balances                    |                           |                           |                       |                            | AC%            |
|--------------------------------|-------------------------------|--------------------------------|---------------------------|-----------------------------|---------------------------|---------------------------|-----------------------|----------------------------|----------------|
| 1st Quarter Ending<br>March 31 | 2nd Quarter Ending<br>June 30 | 3rd Quarter Ending<br>Sept. 30 | Total                     | Unreleased<br>Appropriation | Unobligated Allotment     | Unpaid Obligations        | Unpaid Obligations    |                            |                |
|                                |                               |                                |                           |                             |                           |                           | Due and Demandable    | Not yet Due and Demandable |                |
| 16                             | 17                            | 18                             | 20=16+17+18+19            | 21=5-10                     | 22=10-15                  | 23=15-20                  | 24                    | 25                         |                |
| 282,450.97                     | 138,200.00                    | 8,800.00                       | 429,450.97                | -                           | 345,255.63                | -                         | -                     | -                          | -              |
| -                              | -                             | -                              | -                         | -                           | -                         | -                         | -                     | -                          | -              |
| -                              | -                             | 8,754.00                       | 8,754.00                  | -                           | 25,629.69                 | -                         | -                     | -                          | -              |
| -                              | -                             | 1,766,299.99                   | 1,766,299.99              | -                           | -                         | 3,381,540.01              | -                     | -                          | 3,381,540.01   |
| 832,369.86                     | 1,485,654.33                  | 161,667.77                     | 2,479,691.96              | -                           | 188,808.60                | 114,278.26                | -                     | -                          | 114,278.26     |
| 94,794.60                      | 268,123.77                    | 3,007,483.61                   | 3,370,401.98              | -                           | 2,087,107.04              | 250,247.43                | -                     | -                          | 250,247.43     |
| -                              | 532,654.37                    | -                              | 532,654.37                | -                           | 1,737,894.03              | 1,417,634.19              | -                     | -                          | 1,417,634.19   |
| 243,430.00                     | 470,930.99                    | 344,266.90                     | 1,058,627.89              | -                           | 272,810.82                | 16,580.82                 | -                     | -                          | 16,580.82      |
| 47,606,045.72                  | 34,651,744.63                 | 12,272,651.56                  | 94,530,441.91             | -                           | 76,792,118.32             | 37,784,423.36             | -                     | -                          | 37,784,423.36  |
| 1,217,469.96                   | 447.11                        | 41,633.27                      | 1,259,550.34              | -                           | 7,971,348.54              | 7,617,686.91              | -                     | -                          | 7,617,686.91   |
| 8,992,312.36                   | 6,454,066.06                  | 6,144,204.59                   | 21,590,583.01             | -                           | 24,441,595.37             | 3,020,524.49              | -                     | -                          | 3,020,524.49   |
| 1,839,104.70                   | 1,160,616.95                  | 807,455.81                     | 3,807,177.46              | -                           | 16,472,355.63             | 8,010,063.35              | -                     | -                          | 8,010,063.35   |
| -                              | 82,010.00                     | 20,079.76                      | 102,089.76                | -                           | 96,329.88                 | -                         | -                     | -                          | -              |
| -                              | -                             | -                              | -                         | -                           | -                         | -                         | -                     | -                          | -              |
| 987,115.00                     | -                             | 11,762.00                      | 998,877.00                | -                           | 1,003,291.00              | 550,040.00                | -                     | -                          | 550,040.00     |
| 146,781.26                     | 128,134.63                    | 35,276.94                      | 310,192.83                | -                           | 249,289.49                | 56,705.23                 | -                     | -                          | 56,705.23      |
| -                              | -                             | -                              | -                         | -                           | 1,636,611.95              | 243,390.00                | -                     | -                          | 243,390.00     |
| 7,625,597.45                   | 2,327,542.52                  | 5,435,142.06                   | 15,388,282.03             | -                           | 35,835,127.93             | 24,234,601.49             | -                     | -                          | 24,234,601.49  |
| 191,824.80                     | 230,348.85                    | 174,854.28                     | 597,027.93                | -                           | 3,568,920.53              | 5,349.06                  | -                     | -                          | 5,349.06       |
| 240,493.15                     | 78,431.25                     | 160,050.00                     | 478,974.40                | -                           | 166,648.75                | 55,500.00                 | -                     | -                          | 55,500.00      |
| 372,272.27                     | 1,482,924.68                  | 82,960.47                      | 1,938,157.42              | -                           | 455,073.35                | 11,605.24                 | -                     | -                          | 11,605.24      |
| 47,754.32                      | 44,852.44                     | 82,222.50                      | 174,829.26                | -                           | 469,558.44                | 4,332.76                  | -                     | -                          | 4,332.76       |
| 43,040.30                      | 16,634.41                     | 93,224.14                      | 152,898.87                | -                           | 12,377,234.46             | 9,000.00                  | -                     | -                          | 9,000.00       |
| -                              | 56,685.00                     | 47,500.00                      | 104,185.00                | -                           | 376,377.17                | 1,155.00                  | -                     | -                          | 1,155.00       |
| 70,997.23                      | 65,465.08                     | 6,961.38                       | 143,423.69                | -                           | 213,027.46                | 750,000.00                | -                     | -                          | 750,000.00     |
| 216,782.15                     | 617,497.22                    | 575,302.19                     | 1,409,581.56              | -                           | 2,168,036.55              | 2,831,211.89              | -                     | -                          | 2,831,211.89   |
| -                              | -                             | 1,000.00                       | 1,000.00                  | -                           | 41,000.00                 | -                         | -                     | -                          | -              |
| -                              | -                             | 889,212.80                     | 889,212.80                | -                           | 9,096,098.53              | 69,507.20                 | -                     | -                          | 69,507.20      |
| 80,108.93                      | 59,569.37                     | 29,025.96                      | 168,704.26                | -                           | 657,074.02                | 136,288.00                | -                     | -                          | 136,288.00     |
| 15,820.00                      | 7,722.40                      | -                              | 23,542.40                 | -                           | 3,745.21                  | 3,466.39                  | -                     | -                          | 3,466.39       |
| 1,253,970,084.53               | 2,429,494,073.30              | 1,690,601,971.24               | 5,374,066,129.07          | -                           | 31,136,283,118.55         | 10,089,944,176.43         | 30,291,673.49         | 10,059,652,502.94          | 33%            |
| <b>1,253,970,084.53</b>        | <b>2,429,494,073.30</b>       | <b>1,690,601,971.24</b>        | <b>5,374,066,129.07</b>   | -                           | <b>31,136,283,118.55</b>  | <b>10,089,944,176.43</b>  | <b>30,291,673.49</b>  | <b>10,059,652,502.94</b>   |                |
| -                              | -                             | -                              | -                         | -                           | -                         | -                         | -                     | -                          | -              |
| 37,017,966.25                  | 175,869,140.57                | 105,171,427.60                 | 318,058,534.42            | -                           | 853,923,503.65            | 582,792,843.35            | -                     | -                          | 582,792,843.35 |
| 61,931,174.58                  | 126,212,048.00                | 141,117,077.83                 | 329,260,300.40            | -                           | 2,854,267,802.44          | 686,157,374.42            | -                     | -                          | 686,157,374.42 |
| -                              | -                             | -                              | -                         | -                           | -                         | -                         | -                     | -                          | -              |
| 586,663,239.85                 | 1,141,823,738.28              | 915,108,428.43                 | 2,643,595,406.56          | -                           | 17,623,637,432.38         | 5,139,403,787.74          | 16,867,628.24         | 5,122,536,159.50           |                |
| 142,464,349.70                 | 154,028,219.12                | 325,846,457.12                 | 622,339,025.94            | -                           | 2,281,458,490.76          | 945,882,037.21            | 13,139,756.90         | 932,742,280.31             |                |
| 5,370,535.35                   | 6,663,590.87                  | 4,814,027.99                   | 16,848,154.21             | -                           | 161,470,507.90            | 6,131,916.97              | 85,000.00             | 6,046,916.97               |                |
| 419,520,739.06                 | 824,141,882.59                | 188,432,809.37                 | 1,432,095,431.02          | -                           | 7,178,807,190.94          | 2,625,432,303.39          | -                     | 2,625,432,303.39           |                |
| 1,002,079.74                   | 626,270.95                    | 957,885.75                     | 2,586,236.44              | -                           | 11,954,338.44             | 6,279,824.49              | 199,288.35            | 6,080,536.14               |                |
| -                              | 129,182.92                    | 9,153,857.15                   | 9,283,040.07              | -                           | 170,763,852.04            | 97,864,088.85             | -                     | 97,864,088.85              |                |
| <b>29,764,029.80</b>           | <b>12,715,429.07</b>          | <b>23,344,028.02</b>           | <b>65,823,486.89</b>      | -                           | <b>213,019,878.06</b>     | <b>16,645,226.05</b>      | -                     | <b>16,645,226.05</b>       | 28%            |
| <b>29,764,029.80</b>           | <b>12,715,429.07</b>          | <b>23,344,028.02</b>           | <b>65,823,486.89</b>      | -                           | <b>213,019,878.06</b>     | <b>16,645,226.05</b>      | -                     | <b>16,645,226.05</b>       |                |
| -                              | -                             | -                              | -                         | -                           | -                         | -                         | -                     | -                          | -              |
| 4,473,604.82                   | 2,590,985.66                  | 7,561,572.82                   | 14,626,163.30             | -                           | 58,864,872.39             | 14,324,843.91             | -                     | 14,324,843.91              |                |
| 25,290,424.98                  | 10,124,443.41                 | 15,669,256.60                  | 51,084,124.99             | -                           | 147,547,146.52            | 2,320,382.14              | -                     | 2,320,382.14               |                |
| -                              | -                             | 100,000.00                     | 100,000.00                | -                           | 6,301,057.75              | -                         | -                     | -                          |                |
| -                              | -                             | 13,198.60                      | 13,198.60                 | -                           | 306,801.40                | -                         | -                     | -                          |                |
| <b>133,179,339.61</b>          | -                             | <b>1,041,946,021.66</b>        | <b>1,175,125,361.27</b>   | -                           | <b>1,084,668,688.04</b>   | <b>1,558,834,441.47</b>   | <b>17,392,373.66</b>  | <b>1,541,442,067.81</b>    | 72%            |
| 133,179,339.61                 | -                             | 1,041,946,021.66               | 1,175,125,361.27          | -                           | 1,059,128,688.04          | 1,558,834,441.47          | 17,392,373.66         | 1,541,442,067.81           |                |
| -                              | -                             | -                              | -                         | -                           | 25,540,000.00             | -                         | -                     | -                          |                |
| <b>1,498,504,303.69</b>        | <b>2,882,857,986.35</b>       | <b>3,031,395,848.90</b>        | <b>7,412,758,138.94</b>   | -                           | <b>40,072,986,258.14</b>  | <b>12,668,541,336.35</b>  | <b>47,684,047.15</b>  | <b>12,620,857,289.20</b>   | 33%            |
| <b>3,837,282,197.96</b>        | <b>12,887,185,013.51</b>      | <b>99,085,782,955.59</b>       | <b>115,810,250,167.06</b> | <b>17,325,170,021.00</b>    | <b>131,118,639,855.80</b> | <b>276,896,564,549.57</b> | <b>572,586,329.23</b> | <b>276,323,978,220.34</b>  | 75%            |

| Current Year's Disbursements   |                               |                                |                | Balances                    |                       |                    |                    |                               |
|--------------------------------|-------------------------------|--------------------------------|----------------|-----------------------------|-----------------------|--------------------|--------------------|-------------------------------|
| 1st Quarter Ending<br>March 31 | 2nd Quarter Ending June<br>30 | 3rd Quarter Ending<br>Sept. 30 | Total          | Unreleased<br>Appropriation | Unobligated Allotment | Unpaid Obligations | Unpaid Obligations |                               |
|                                |                               |                                |                |                             |                       |                    | Due and Demandable | Not yet Due and<br>Demandable |
| 16                             | 17                            | 18                             | 20=16+17+18+19 | 21=5-10                     | 22=10-15              | 23=15-20           | 24                 | 25                            |

AC%



Republic of the Philippines  
DEPARTMENT OF PUBLIC WORKS AND HIGHWAYS  
**CENTRAL OFFICE**  
Manila

August 14, 2019

**MS. LOURDES M. CASTILLO**  
Assistant Commissioner  
Commission on Audit  
Commonwealth Ave. Quezon City

Government Accountancy Office  
Office of the Director  
**RECEIVED**  
By: *pi*  
Date: **AUG 16 2019**

**THRU: MS. LUZVI PANGAN-CHATO, Director IV**  
Government Accountancy Office

Dear Assistant Commissioner Castillo:

We respectfully submit the following Financial Accountability Reports (FARs) of the Department of Public Works and Highways as of June 30, 2019.

- FAR No. 1 – Statement of Appropriations, Allotments, Obligations, Disbursements and Balances (SAAODB)
- FAR No. 1-A – Summary of Appropriations, Allotments, Obligations, Disbursements and Balances by Object of Expenditures (SAAODBOE)
- FAR No. 1-B – List of Allotments and Sub-Allotments (LASA)

Please acknowledge receipt hereof.

Very truly yours,

*Ardeliza R. Medenilla*  
**ARDELIZA R. MEDENILLA, MNSA, CESO I**  
Undersecretary for Support Services

8.1.1 MDA/MAP

|                       |                    |
|-----------------------|--------------------|
| BUDGET DIVISION, CFMS |                    |
| Prepared by:          | <i>[Signature]</i> |
| Reviewed by:          | .....              |
| Date Encoder:         | .....              |
| Posted by:            | .....              |
| <i>[Signature]</i>    |                    |
| Chief Budget Division |                    |



In following-up, pls. cite DMS ref #

**2019-BA-0079484**

REPUBLIC OF THE PHILIPPINES  
**DEPARTMENT OF BUDGET AND MANAGEMENT**  
 GENERAL SOLANO STREET, SAN MIGUEL, MANILA

**ACKNOWLEDGEMENT RECEIPT**

The **DEPARTMENT OF BUDGET AND MANAGEMENT** hereby acknowledges the receipt of your letter/request which has been uploaded to the DBM-Document Management System and routed to the appropriate office/s with the following information:

Sender: DPWH - PERSONAL DELIVERY

Document Title: DPWH-FINANCIAL ACCOUNTABILITY REPORTS (FARs) AS OF JUNE 30, 2019 (FAR NO. 1-A, FAR NO. 1 AND FAR NO. 1-B VOLUME 1 AND 2)

Document Reference No: 2019-BA-0079484

Date and Time Uploaded: Friday, August 16, 2019 2:44:03 PM

Uploaded By: RECEIVING CRD

Routed To: BMB-A Christine P. Santos

CC:


Total no of pages received: 1 copy and 1 page

Notes: WITH MULTIPLE ATTACHMENTS (1 FOLDER AND 2 RING BINDS)

The determination of the completeness of the documentary requirements submitted, if any, is subject to the evaluation of the technical person in charge.

This receipt is system generated and does not require signature.

Received by:



DOCUMENT  
 MANAGEMENT  
 SYSTEM



Republic of the Philippines  
DEPARTMENT OF PUBLIC WORKS AND HIGHWAYS  
**CENTRAL OFFICE**  
Manila

August 14, 2019

**Acting Secretary WENDEL E. AVISADO**

Department of Budget and Management  
Boncodin Hall, Gen. Solano St., San Miguel, Manila

**ATTENTION: Director MARIA GRACE M. DE LOS SANTOS**

OIC, Budget and Management Bureau-A

Dear Secretary Avisado:

We respectfully submit the following Financial Accountability Reports (FARs) of the Department of Public Works and Highways as of June 30, 2019.



- FAR No. 1 – Statement of Appropriations, Allotments, Obligations, Disbursements and Balances (SAAODB)
- FAR No. 1-A – Summary of Appropriations, Allotments, Obligations, Disbursements and Balances (SAAODB)
- FAR No. 1-B – List of Allotments and Sub-Allotments (LASA)

Please acknowledge receipt hereof.

Very truly yours,

  
**ARDELIZA R. MEDENILLA, MNSA, CESO I**  
Undersecretary for Support Services

8.1.1 MDA/MAP

|   |   |
|---|---|
| BUDGET DIVISION, CFMS   |   |
| Prepared by:  |  |
| Reviewed by:  | .....   |
| Data Encoder:   | .....   |
| Posted by:  | .....   |
|  |   |
| Chief Budget Division   |   |













**SUMMARY OF APPROPRIATIONS, ALLOTMENTS, OBLIGATIONS, DISBURSEMENTS AND BALANCES BY OBJECT OF EXPENDITURES**  
As of the Quarter Ending June 30, 2019

FAR NO. 1-A

Department: DEPARTMENT OF PUBLIC WORKS AND HIGHWAYS  
 Agency/Operating Unit: CONSOLIDATED - NATIONWIDE  
 Region/Province/City:  
 Funding Source Code: ALL FUNDS

| Particulars | UACS CODE | Appropriations           |  |                         | Allotments          |                                       |             |               | Current Year's Obligations |                             |                            | Current Year's Disbursements |                             |                            | Balances |                          |                       |                    |                    |                            |    |  |
|-------------|-----------|--------------------------|--|-------------------------|---------------------|---------------------------------------|-------------|---------------|----------------------------|-----------------------------|----------------------------|------------------------------|-----------------------------|----------------------------|----------|--------------------------|-----------------------|--------------------|--------------------|----------------------------|----|--|
|             |           | Authorized Appropriation | Adjustments(Transfer To/From, Realignment) | Adjusted Appropriations | Allotments Received | Adjustments (Withdrawal, Realignment) | Transfer To | Transfer From | Adjusted Total Allotments  | 1st Quarter Ending March 31 | 2nd Quarter Ending June 30 | Total                        | 1st Quarter Ending March 31 | 2nd Quarter Ending June 30 | Total    | Unreleased Appropriation | Unobligated Allotment | Unpaid Obligations | Unpaid Obligations |                            |    |  |
|             |           |                          |  |                         |                     |                                       |             |               |                            |                             |                            |                              |                             |                            |          |                          |                       |                    | Due and Demandable | Not yet Due and Demandable |    |  |
| 1           | 2         | 3                        | 4  | 5=3+4                   | 6                   | 7                                     | 8           | 9             | 10=6+7-8+9                 | 11                          | 12                         | 13=11+12+13+14               | 15                          | 16                         | 17       | 18=15+16+17+18+19        | 21=5-10               | 22=10-15           | 23=15-20           | 24                         | 25 |  |
|             |           |                          |  |                         |                     |                                       |             |               |                            |                             |                            |                              |                             |                            |          |                          |                       |                    |                    |                            |    |  |

Certified Correct:

SGN  
 \_\_\_\_\_  
**MARILOU D. ALFANTA**  
 Department Budget Officer  
 Date:

Certified Correct:

SGN  
 \_\_\_\_\_  
**MARY ANTOINETTE Z. PUNO**  
 Department Chief Accountant  
 Date:

Approved By:

SGN  
 \_\_\_\_\_  
**ARDELIZA R. MEDENILLA, MNSA, CESO I**  
 Undersecretary for Support Services  
 Date:

AC%



Republic of the Philippines  
DEPARTMENT OF PUBLIC WORKS AND HIGHWAYS  
**CENTRAL OFFICE**  
Manila

August 14, 2019

**MS. LOURDES M. CASTILLO**  
Assistant Commissioner  
Commission on Audit  
Commonwealth Ave. Quezon City

Government Accountancy Office  
Office of the Director  
**RECEIVED**  
By: *pi*  
Date: **AUG 16 2019**

**THRU: MS. LUZVI PANGAN-CHATO, Director IV**  
Government Accountancy Office

Dear Assistant Commissioner Castillo:

We respectfully submit the following Financial Accountability Reports (FARs) of the Department of Public Works and Highways as of June 30, 2019.

- FAR No. 1 – Statement of Appropriations, Allotments, Obligations, Disbursements and Balances (SAAODB)
- FAR No. 1-A – Summary of Appropriations, Allotments, Obligations, Disbursements and Balances by Object of Expenditures (SAAODBOE)
- FAR No. 1-B – List of Allotments and Sub-Allotments (LASA)

Please acknowledge receipt hereof.

Very truly yours,

*Ardeliza R. Medenilla*  
**ARDELIZA R. MEDENILLA, MNSA, CESO I**  
Undersecretary for Support Services

8.1.1 MDA/MAP

|                       |                    |
|-----------------------|--------------------|
| BUDGET DIVISION, CFMS |                    |
| Prepared by:          | <i>[Signature]</i> |
| Reviewed by:          | .....              |
| Date Encoder:         | .....              |
| Posted by:            | .....              |
| <i>[Signature]</i>    |                    |
| Chief Budget Division |                    |



In following-up, pls. cite DMS ref #

**2019-BA-0079484**

REPUBLIC OF THE PHILIPPINES  
**DEPARTMENT OF BUDGET AND MANAGEMENT**  
GENERAL SOLANO STREET, SAN MIGUEL, MANILA

**ACKNOWLEDGEMENT RECEIPT**

The **DEPARTMENT OF BUDGET AND MANAGEMENT** hereby acknowledges the receipt of your letter/request which has been uploaded to the DBM-Document Management System and routed to the appropriate office/s with the following information:

Sender: DPWH - PERSONAL DELIVERY

Document Title: DPWH-FINANCIAL ACCOUNTABILITY REPORTS (FARs) AS OF JUNE 30, 2019 (FAR NO. 1-A, FAR NO. 1 AND FAR NO. 1-B VOLUME 1 AND 2)

Document Reference No: 2019-BA-0079484

Date and Time Uploaded: Friday, August 16, 2019 2:44:03 PM

Uploaded By: RECEIVING CRD

Routed To: BMB-A Christine P. Santos

CC:


Total no of pages received: 1 copy and 1 page

Notes: WITH MULTIPLE ATTACHMENTS (1 FOLDER AND 2 RING BINDS)

The determination of the completeness of the documentary requirements submitted, if any, is subject to the evaluation of the technical person in charge.

This receipt is system generated and does not require signature.

Received by:



DOCUMENT  
MANAGEMENT  
SYSTEM





Republic of the Philippines  
DEPARTMENT OF PUBLIC WORKS AND HIGHWAYS  
**CENTRAL OFFICE**  
Manila

August 14, 2019

**Acting Secretary WENDEL E. AVISADO**

Department of Budget and Management  
Boncodin Hall, Gen. Solano St., San Miguel, Manila

**ATTENTION: Director MARIA GRACE M. DE LOS SANTOS**

OIC, Budget and Management Bureau-A

Dear Secretary Avisado:

We respectfully submit the following Financial Accountability Reports (FARs) of the Department of Public Works and Highways as of June 30, 2019.



- FAR No. 1 – Statement of Appropriations, Allotments, Obligations, Disbursements and Balances (SAAODB)
- FAR No. 1-A – Summary of Appropriations, Allotments, Obligations, Disbursements and Balances (SAAODB)
- FAR No. 1-B – List of Allotments and Sub-Allotments (LASA)

Please acknowledge receipt hereof.

Very truly yours,

  
**ARDELIZA R. MEDENILLA, MNSA, CESO I**  
Undersecretary for Support Services

8.1.1 MDA/MAP

|   |   |
|---|---|
| BUDGET DIVISION, CFMS   |   |
| Prepared by:  |  |
| Reviewed by:  | .....   |
| Data Encoder:   | .....   |
| Posted by:  | .....   |
|  |   |
| Chief Budget Division   |   |





SUMMARY OF APPROPRIATIONS, ALLOTMENTS, OBLIGATIONS, DISBURSEMENTS AND BALANCES BY OBJECT OF EXPENDITURES

FAR NO. 1-A

As of the Quarter Ending June 30, 2019

Department: DEPARTMENT OF PUBLIC WORKS AND HIGHWAYS
Agency/Operating Unit: CONSOLIDATED - NATIONWIDE
Region/Province/City:
Funding Source Code: ALL FUNDS

Table with columns for Particulars, UACS CODE, Appropriations (Authorized, Adjustments, Adjusted), Allotments (Received, Transfer To/From, Adjusted Total), Current Year's Obligations (1st Quarter, 2nd Quarter, Total), Current Year's Disbursements (1st Quarter, 2nd Quarter, Total), Balances (Unreleased, Unobligated, Unpaid), Unpaid Obligations (Due and Demandable, Not yet Due and Demandable), and AC%. Includes sections for Personnel Services, Capital Outlay, and Unreleased Appropriations.



**SUMMARY OF APPROPRIATIONS, ALLOTMENTS, OBLIGATIONS, DISBURSEMENTS AND BALANCES BY OBJECT OF EXPENDITURES**  
As of the Quarter Ending June 30, 2019

FAR NO. 1-A

Department: DEPARTMENT OF PUBLIC WORKS AND HIGHWAYS  
 Agency/Operating Unit: CONSOLIDATED - NATIONWIDE  
 Region/Province/City:  
 Funding Source Code: ALL FUNDS

| Particulars | UACS CODE | Appropriations           |  |                         | Allotments          |                                       |             |               | Current Year's Obligations |                             |                            | Current Year's Disbursements |                             |                            | Balances       |                          |                       |                    |                    |                            |  |
|-------------|-----------|--------------------------|--|-------------------------|---------------------|---------------------------------------|-------------|---------------|----------------------------|-----------------------------|----------------------------|------------------------------|-----------------------------|----------------------------|----------------|--------------------------|-----------------------|--------------------|--------------------|----------------------------|--|
|             |           | Authorized Appropriation | Adjustments(Transfer To/From, Realignment) | Adjusted Appropriations | Allotments Received | Adjustments (Withdrawal, Realignment) | Transfer To | Transfer From | Adjusted Total Allotments  | 1st Quarter Ending March 31 | 2nd Quarter Ending June 30 | Total                        | 1st Quarter Ending March 31 | 2nd Quarter Ending June 30 | Total          | Unreleased Appropriation | Unobligated Allotment | Unpaid Obligations | Unpaid Obligations |                            |  |
|             |           |                          |  |                         |                     |                                       |             |               |                            |                             |                            |                              |                             |                            |                |                          |                       |                    | Due and Demandable | Not yet Due and Demandable |  |
| 1           | 2         | 3                        | 4  | 5=3+4                   | 6                   | 7                                     | 8           | 9             | 10=6+7-8+9                 | 11                          | 12                         | 13=11+12+13+14               | 14                          | 15                         | 16=14+15+16+17 | 17                       | 18=17-18              | 19=18-20           | 20                 | 21                         |  |
|             |           |                          |  |                         |                     |                                       |             |               |                            |                             |                            |                              |                             |                            |                |                          |                       |                    |                    |                            |  |

Certified Correct:  
  
 \_\_\_\_\_  
 SGN  
**MARILOU D. ALFANTA**  
 Department Budget Officer  
 Date:

Certified Correct:  
  
 \_\_\_\_\_  
 SGN  
**MARY ANTOINETTE Z. PUNO**  
 Department Chief Accountant  
 Date:

Approved By:  
  
 \_\_\_\_\_  
 SGN  
**ARDELIZA R. MEDENILLA, MNSA, CESO I**  
 Undersecretary for Support Services  
 Date:



Republic of the Philippines  
DEPARTMENT OF PUBLIC WORKS AND HIGHWAYS  
CENTRAL OFFICE

Manila  
Government Accountancy Office  
Office of the Director  
RECEIVED  
By: *Francis*  
Date: MAY 10 2019

May 7, 2019

**MS. LOURDES M. CASTILLO**  
Assistant Commissioner  
Commission on Audit  
Commonwealth Ave. Quezon City

|   |                    |
|---|--------------------|
| BUDGET DIVISION, CFMS                       |                    |
| Prepared by:                                | <i>[Signature]</i> |
| Reviewed by:                                | <i>[Signature]</i> |
| Data Encoder:                               | .....              |
| Posted by:                                  | .....              |
| <i>[Signature]</i><br>Chief Budget Division |                    |

**THRU: MS. LUZVI PANGAN-CHATO, Director IV**  
Government Accountancy Office

Dear Assistant Commissioner Castillo:

We respectfully submit the following Financial Accountability Reports (FARs) of the Department of Public Works and Highways as of March 31, 2019.

- FAR No. 1 – Statement of Appropriations, Allotments, Obligations, Disbursements and Balances (SAAODB)
- FAR No. 1-A – Summary of Appropriations, Allotments, Obligations, Disbursements and Balances by Object of Expenditures (SAAODBOE)
- FAR No. 1-B – List of Allotments and Sub-Allotments (LASA)

Please acknowledge receipt hereof.

Very truly yours,

*[Signature]*  
**ARDELIZA R. MEDENILLA, MNSA, CESO I**  
Undersecretary for Support Services

8.1.1 MDA/MAP

FS-4140 5/9 8:25

h an-328

2367



In following-up, pls. cite DMS ref #

**2019-BA-0043037**

REPUBLIC OF THE PHILIPPINES  
**DEPARTMENT OF BUDGET AND MANAGEMENT**  
GENERAL SOLANO STREET, SAN MIGUEL, MANILA

**ACKNOWLEDGEMENT RECEIPT**

The **DEPARTMENT OF BUDGET AND MANAGEMENT** hereby acknowledges the receipt of your letter/request which has been uploaded to the DBM-Document Management System and routed to the appropriate office/s with the following information:

Sender: DPWH - PERSONAL DELIVERY

Document Title: DPWH-CO-SUBMISSION OF SAAODB FAR 1, SAAODB FAR 1-A AND LASA FAR 1-B AS OF MARCH 31, 2019

Document Reference No: 2019-BA-0043037

Date and Time Uploaded: Friday, May 10, 2019 2:28:54 PM

Uploaded By: Glenn RECEIVING

Routed To: BMB-A Elsa Abundo


CC:

Total no of pages received: 1 copy and 648 pages

The determination of the completeness of the documentary requirements submitted, if any, is subject to the evaluation of the technical person in charge.

This receipt is system generated and does not require signature.

Received by:



DOCUMENT  
MANAGEMENT  
SYSTEM





Republic of the Philippines  
DEPARTMENT OF PUBLIC WORKS AND HIGHWAYS  
**CENTRAL OFFICE**  
Manila

May 7, 2019

**Secretary JANNET B. ABUEL**  
Department of Budget and Management  
Boncodin Hall, Gen. Solano St., San Miguel, Manila

|                       |                 |
|-----------------------|-----------------|
| BUDGET DIVISION, CFMS |                 |
| Prepared by:          | <i>R. M. P.</i> |
| Reviewed by:          | <i>J.</i>       |
| Data Encoder:         |                 |
| Posted by:            |                 |
| <i>b. H. Medina</i>   |                 |
| Chief Budget Division |                 |

**ATTENTION: Director LORENZO C. DRAPETE**  
BMB for Economic Development Sector

Dear Secretary Abuel:

We respectfully submit the following Financial Accountability Reports (FARs) of the Department of Public Works and Highways as of March 31, 2019.

- FAR No. 1 – Statement of Appropriations, Allotments, Obligations, Disbursements and Balances (SAAODB)
- FAR No. 1-A – Summary of Appropriations, Allotments, Obligations, Disbursements and Balances (SAAODB)
- FAR No. 1-B – List of Allotments and Sub-Allotments (LASA)

Please acknowledge receipt hereof.

Very truly yours,

*Ardeliza R. Medenilla*  
**ARDELIZA R. MEDENILLA, MNSA, CESO I**  
Undersecretary for Support Services *AM*

8.1.1 MDA/MAP  
*msmp*



**SUMMARY OF APPROPRIATIONS, ALLOTMENTS, OBLIGATIONS, DISBURSEMENTS AND BALANCES BY OBJECT OF EXPENDITURES**  
As at the Quarter Ending March 31, 2019

FAR NO. 1-A

Department: DEPARTMENT OF PUBLIC WORKS AND HIGHWAYS  
 Agency/Operating Unit: CONSOLIDATED - NATIONWIDE  
 Region/Province/City:  
 Funding Source Code: ALL FUNDS

| Particulars                            | UACS CODE     | Appropriations           |  |                         | Allotments                     |                                       |             |               |                           | Current Year's Obligations  |                | Current Year's Disbursements |                | Balances                 |                       |                    |                    |                            |
|--|---------------|--------------------------|--|-------------------------|--------------------------------|---------------------------------------|-------------|---------------|---------------------------|-----------------------------|----------------|------------------------------|----------------|--------------------------|-----------------------|--------------------|--------------------|----------------------------|
|  |               | Authorized Appropriation | Adjustments(Transfer To/From, Realignment) | Adjusted Appropriations | Allotments Received / Extended | Adjustments (Withdrawal, Realignment) | Transfer To | Transfer From | Adjusted Total Allotments | 1st Quarter Ending March 31 | Total          | 1st Quarter Ending March 31  | Total          | Unreleased Appropriation | Unobligated Allotment | Unpaid Obligations | Unpaid Obligations |                            |
|  |               |                          |  |                         |                                |                                       |             |               |                           |                             |                |                              |                |                          |                       |                    | Due and Demandable | Not yet Due and Demandable |
| 1                                      | 2             | 3                        | 4  | 5=3+4                   | 6                              | 7                                     | 8           | 9             | 10=6+7-8+9                | 11                          | 15=11+12+13+14 | 16                           | 20=16+17+18+19 | 21=5-10                  | 22=10-15              | 23=15-20           | 24                 | 25                         |
| <b>B. AUTOMATIC APPROPRIATIONS</b>     |               | -                        | -  | -                       | -                              | -                                     | -           | -             | -                         | 180,560,687.33              | 180,560,687.33 | 175,118,906.77               | 175,118,906.77 | -                        | (180,560,687.33)      | 5,441,780.56       | 5,441,780.56       | -                          |
| Retirement and Life Insurance Premium  | 01104102      |                          |  |                         |                                |                                       |             |               |                           |                             |                |                              |                |                          |                       |                    |                    |                            |
| Life and Retirement Insurance Premiums | 5010301000    |                          |  |                         |                                |                                       |             |               |                           | 180,560,687.33              | 180,560,687.33 | 175,118,906.77               | 175,118,906.77 |                          | (180,560,687.33)      | 5,441,780.56       | 5,441,780.56       |                            |
| <b>C. SPECIAL PURPOSE FUNDS</b>        |               | -                        | -  | -                       | -                              | -                                     | -           | -             | -                         | -                           | -              | -                            | -              | -                        | -                     | -                  | -                  | -                          |
| <b>D. UNPROGRAMMED FUND</b>            |               | -                        | -  | -                       | -                              | -                                     | -           | -             | -                         | -                           | -              | -                            | -              | -                        | -                     | -                  | -                  | -                          |
| Road Networks                          | IPIF 01105428 |                          |  |                         |                                |                                       |             |               |                           |                             |                |                              |                |                          |                       |                    |                    |                            |

AC%

SUMMARY OF APPROPRIATIONS, ALLOTMENTS, OBLIGATIONS, DISBURSEMENTS AND BALANCES BY OBJECT OF EXPENDITURES  
As at the Quarter Ending March 31, 2019

FAR NO. 1-A

Department: DEPARTMENT OF PUBLIC WORKS AND HIGHWAYS  
 Agency/Operating Unit: CONSOLIDATED - NATIONWIDE  
 Region/Province/City:  
 Funding Source Code: ALL FUNDS

| Particulars   | UACS CODE       | Appropriations           |  |                         | Allotments                     |                                       |                     |                     |                           | Current Year's Obligations  |                         | Current Year's Disbursements |                         | Balances                 |                           |                       |                      |                            | AC%        |
|---|-----------------|--------------------------|--|-------------------------|--------------------------------|---------------------------------------|---------------------|---------------------|---------------------------|-----------------------------|-------------------------|------------------------------|-------------------------|--------------------------|---------------------------|-----------------------|----------------------|----------------------------|------------|
|   |                 | Authorized Appropriation | Adjustments(Transfer To/From, Realignment) | Adjusted Appropriations | Allotments Received / Extended | Adjustments (Withdrawal, Realignment) | Transfer To         | Transfer From       | Adjusted Total Allotments | 1st Quarter Ending March 31 | Total                   | 1st Quarter Ending March 31  | Total                   | Unreleased Appropriation | Unobligated Allotment     | Unpaid Obligations    | Unpaid Obligations   |                            |            |
|   |                 |                          |  |                         |                                |                                       |                     |                     |                           |                             |                         |                              |                         |                          |                           |                       | Due and Demandable   | Not yet Due and Demandable |            |
| 1   | 2               | 3                        | 4  | 5=3+4                   | 6                              | 7                                     | 8                   | 9                   | 10=6+7-8+9                | 11                          | 15=11+12+13+14          | 16                           | 20=16+17+18+19          | 21=5-10                  | 22=10-15                  | 23=15-20              | 24                   | 25                         |            |
| <b>RA 10964 AS RE-ENACTED</b>                       |                 | <b>128,933,814.00</b>    | <b>15,969,868.00</b>                       | <b>144,903,682.00</b>   | <b>30,286,790.00</b>           | -                                     | <b>3,842,042.78</b> | <b>3,842,042.78</b> | <b>30,286,790.00</b>      | <b>29,753,764.85</b>        | <b>29,753,764.85</b>    | <b>25,022,135.47</b>         | <b>25,022,135.47</b>    | <b>114,616,892.00</b>    | <b>533,025.15</b>         | <b>4,731,629.38</b>   | <b>4,731,629.38</b>  | -                          | <b>98%</b> |
| <b>PERSONNEL SERVICES</b>                           |                 | <b>128,933,814.00</b>    | <b>15,969,868.00</b>                       | <b>144,903,682.00</b>   | <b>30,286,790.00</b>           | -                                     | <b>3,842,042.78</b> | <b>3,842,042.78</b> | <b>30,286,790.00</b>      | <b>29,753,764.85</b>        | <b>29,753,764.85</b>    | <b>25,022,135.47</b>         | <b>25,022,135.47</b>    | <b>114,616,892.00</b>    | <b>533,025.15</b>         | <b>4,731,629.38</b>   | <b>4,731,629.38</b>  | -                          | <b>98%</b> |
| <b>REGULAR</b>                                      | <b>01101101</b> | <b>128,933,814.00</b>    | -  | <b>128,933,814.00</b>   | <b>14,316,922.00</b>           | -                                     | <b>3,842,042.78</b> | <b>3,842,042.78</b> | <b>14,316,922.00</b>      | <b>14,085,857.99</b>        | <b>14,085,857.99</b>    | <b>10,450,878.14</b>         | <b>10,450,878.14</b>    | <b>114,616,892.00</b>    | <b>231,064.01</b>         | <b>3,634,979.85</b>   | <b>3,634,979.85</b>  | -                          |            |
| Retirement Gratuity                                 | 01101101        | 85,032,000.00            | -  | 85,032,000.00           | 5,876,394.00                   | -                                     | 3,610,979.85        | 3,610,979.85        | 5,876,394.00              | 5,876,393.23                | 5,876,393.23            | 2,265,413.38                 | 2,265,413.38            | 79,155,606.00            | 0.77                      | 3,610,979.85          | 3,610,979.85         | -                          |            |
| Terminal Leave                                      | 01101101        | 43,901,814.00            | -  | 43,901,814.00           | 8,440,528.00                   | -                                     | 231,062.93          | 231,062.93          | 8,440,528.00              | 8,209,464.76                | 8,209,464.76            | 8,185,464.76                 | 8,185,464.76            | 35,461,286.00            | 231,063.24                | 24,000.00             | 24,000.00            | -                          |            |
| <b>SPECIAL PURPOSE FUND</b>                         |                 | -                        | <b>15,969,868.00</b>                       | <b>15,969,868.00</b>    | <b>15,969,868.00</b>           | -                                     | -                   | -                   | <b>15,969,868.00</b>      | <b>15,667,906.86</b>        | <b>15,667,906.86</b>    | <b>14,571,257.33</b>         | <b>14,571,257.33</b>    | -                        | <b>301,961.14</b>         | <b>1,096,649.53</b>   | <b>1,096,649.53</b>  | -                          | <b>98%</b> |
| <b>Miscellaneous Personnel Benefits Fund</b>        | <b>01101406</b> | -                        | -  | -                       | -                              | -                                     | -                   | -                   | -                         | -                           | -                       | -                            | -                       | -                        | -                         | -                     | -                    | -                          |            |
| <b>Pension and Gratuity Fund</b>                    | <b>01101407</b> | -                        | <b>15,969,868.00</b>                       | <b>15,969,868.00</b>    | <b>15,969,868.00</b>           | -                                     | -                   | -                   | <b>15,969,868.00</b>      | <b>15,667,906.86</b>        | <b>15,667,906.86</b>    | <b>14,571,257.33</b>         | <b>14,571,257.33</b>    | -                        | <b>301,961.14</b>         | <b>1,096,649.53</b>   | <b>1,096,649.53</b>  | -                          |            |
| Pension Benefits - Civilian                         | 50104010-01     | -                        | 5,584,183.00                               | 5,584,183.00            | 5,584,183.00                   | -                                     | -                   | -                   | 5,584,183.00              | 5,283,054.86                | 5,283,054.86            | 4,622,725.51                 | 4,622,725.51            | -                        | 301,128.14                | 660,329.35            | 660,329.35           | -                          |            |
| Retirement Benefits - Civilian                      | 5010402001      | -                        | 1,798,966.00                               | 1,798,966.00            | 1,798,966.00                   | -                                     | -                   | -                   | 1,798,966.00              | 1,798,965.59                | 1,798,965.59            | 1,798,965.59                 | 1,798,965.59            | -                        | 0.41                      | -                     | -                    | -                          |            |
| Terminal Leave Benefits                             | 5010403001      | -                        | 8,586,719.00                               | 8,586,719.00            | 8,586,719.00                   | -                                     | -                   | -                   | 8,586,719.00              | 8,585,886.41                | 8,585,886.41            | 8,149,566.23                 | 8,149,566.23            | -                        | 832.59                    | 436,320.18            | 436,320.18           | -                          |            |
| Other Personnel Benefits                            | 5010499099      | -                        | -  | -                       | -                              | -                                     | -                   | -                   | -                         | -                           | -                       | -                            | -                       | -                        | -                         | -                     | -                    | -                          |            |
| <b>TOTAL - OBLIGATIONAL AUTHORITY/AS RE-ENACTED</b> |                 | <b>128,933,814.00</b>    | <b>15,969,868.00</b>                       | <b>144,903,682.00</b>   | <b>30,286,790.00</b>           | -                                     | <b>3,842,042.78</b> | <b>3,842,042.78</b> | <b>30,286,790.00</b>      | <b>2,875,303,805.95</b>     | <b>2,875,303,805.95</b> | <b>2,353,349,151.60</b>      | <b>2,353,349,151.60</b> | <b>114,616,892.00</b>    | <b>(2,845,017,015.95)</b> | <b>521,954,654.35</b> | <b>66,753,253.92</b> | <b>455,201,400.43</b>      |            |



**SUMMARY OF APPROPRIATIONS, ALLOTMENTS, OBLIGATIONS, DISBURSEMENTS AND BALANCES BY OBJECT OF EXPENDITURES**  
As at the Quarter Ending March 31, 2019

FAR NO. 1-A

Department: DEPARTMENT OF PUBLIC WORKS AND HIGHWAYS  
 Agency/Operating Unit: CONSOLIDATED - NATIONWIDE  
 Region/Province/City:  
 Funding Source Code: ALL FUNDS

| Particulars                                       | UACS CODE      | Appropriations           |  |                         | Allotments                     |                                       |                         |                         |                           | Current Year's Obligations  |                          | Current Year's Disbursements |                         | Balances                 |                          |                          |                       |                            | AC% |
|---|----------------|--------------------------|--|-------------------------|--------------------------------|---------------------------------------|-------------------------|-------------------------|---------------------------|-----------------------------|--------------------------|------------------------------|-------------------------|--------------------------|--------------------------|--------------------------|-----------------------|----------------------------|-----|
|   |                | Authorized Appropriation | Adjustments(Transfer To/From, Realignment) | Adjusted Appropriations | Allotments Received / Extended | Adjustments (Withdrawal, Realignment) | Transfer To             | Transfer From           | Adjusted Total Allotments | 1st Quarter Ending March 31 | Total                    | 1st Quarter Ending March 31  | Total                   | Unreleased Appropriation | Unobligated Allotment    | Unpaid Obligations       | Unpaid Obligations    |                            |     |
|   |                |                          |  |                         |                                |                                       |                         |                         |                           |                             |                          |                              |                         |                          |                          |                          | Due and Demandable    | Not yet Due and Demandable |     |
| 1   | 2              | 3                        | 4  | 5=3+4                   | 6                              | 7                                     | 8                       | 9                       | 10=6+7-8+9                | 11                          | 15=11+12+13+14           | 16                           | 20=16+17+18+19          | 21=5-10                  | 22=10-15                 | 23=15-20                 | 24                    | 25                         |     |
| <b>SPECIAL PURPOSE FUNDS</b>                      |                | -                        | -  | -                       | <b>295,422,698.39</b>          | -                                     | <b>6,875,820.08</b>     | <b>6,875,820.08</b>     | <b>295,422,698.39</b>     | <b>50,761,988.62</b>        | <b>50,761,988.62</b>     | <b>29,764,029.80</b>         | <b>29,764,029.80</b>    | -                        | <b>244,660,709.77</b>    | <b>20,997,958.82</b>     | -                     | <b>20,997,958.82</b>       | 17% |
| National Disaster and Risk Reduction Management F | 1101401        | -                        | -  | -                       | 295,422,698.39                 | -                                     | 6,875,820.08            | 6,875,820.08            | 295,422,698.39            | 50,761,988.62               | 50,761,988.62            | 29,764,029.80                | 29,764,029.80           | -                        | 244,660,709.77           | 20,997,958.82            | -                     | 20,997,958.82              |     |
| Infrastructure Outlay                             |                |                          |  |                         |                                |                                       |                         |                         |                           |                             |                          |                              |                         |                          |                          |                          |                       |                            |     |
| Road Networks                                     | 50604030-01    | -                        | -  | -                       | 87,749,986.99                  | -                                     | -                       | -                       | 87,749,986.99             | 15,975,759.42               | 15,975,759.42            | 4,473,604.82                 | 4,473,604.82            | -                        | 71,774,227.57            | 11,502,154.60            | -                     | 11,502,154.60              |     |
| Flood Control Systems                             | 50604030-02    | -                        | -  | -                       | 200,951,653.65                 | -                                     | 6,875,820.08            | 6,875,820.08            | 200,951,653.65            | 34,786,229.20               | 34,786,229.20            | 25,290,424.98                | 25,290,424.98           | -                        | 166,165,424.45           | 9,495,804.22             | -                     | 9,495,804.22               |     |
| Seaport Systems                                   | 50604030-07    | -                        | -  | -                       | -                              | -                                     | -                       | -                       | -                         | -                           | -                        | -                            | -                       | -                        | -                        | -                        | -                     | -                          |     |
| Other Infrastructure Assets                       | 50604030-99    | -                        | -  | -                       | 6,401,057.75                   | -                                     | -                       | -                       | 6,401,057.75              | -                           | -                        | -                            | -                       | -                        | 6,401,057.75             | -                        | -                     | -                          |     |
| Buildings   | 50604040-01    | -                        | -  | -                       | 320,000.00                     | -                                     | -                       | -                       | 320,000.00                | -                           | -                        | -                            | -                       | -                        | 320,000.00               | -                        | -                     | -                          |     |
| <b>UNPROGRAMMED FUND</b>                          |                | -                        | -  | -                       | <b>3,818,628,490.78</b>        | -                                     | <b>67,951,759.58</b>    | <b>67,951,759.58</b>    | <b>3,818,628,490.78</b>   | <b>2,371,271,984.30</b>     | <b>2,371,271,984.30</b>  | <b>133,179,339.61</b>        | <b>133,179,339.61</b>   | -                        | <b>1,447,356,506.48</b>  | <b>2,238,092,644.69</b>  | <b>12,633,270.94</b>  | <b>2,225,459,373.75</b>    | 62% |
| Road Networks                                     | SIPSP 01105422 | -                        | -  | -                       | 3,793,088,490.78               | -                                     | 67,951,759.58           | 67,951,759.58           | 3,793,088,490.78          | 2,371,271,984.30            | 2,371,271,984.30         | 133,179,339.61               | 133,179,339.61          | -                        | 1,421,816,506.48         | 2,238,092,644.69         | 12,633,270.94         | 2,225,459,373.75           |     |
| Other Infrastructure Assets                       | IPIF 01105428  | -                        | -  | -                       | 25,540,000.00                  | -                                     | -                       | -                       | 25,540,000.00             | -                           | -                        | -                            | -                       | -                        | 25,540,000.00            | -                        | -                     | -                          |     |
| <b>TOTAL PRIOR YEAR'S BUDGET/CONTINUING APPRO</b> |                | -                        | <b>1,003,963,112.00</b>                    | <b>1,003,963,112.00</b> | <b>56,071,933,164.44</b>       | <b>48,761,248.51</b>                  | <b>3,734,187,127.53</b> | <b>3,734,187,127.53</b> | <b>56,120,694,412.95</b>  | <b>12,116,563,767.84</b>    | <b>12,116,563,767.84</b> | <b>1,498,504,303.69</b>      | <b>1,498,504,303.69</b> | -                        | <b>44,004,130,645.11</b> | <b>10,618,413,682.32</b> | <b>414,682,096.84</b> | <b>10,203,731,585.48</b>   | 22% |
| <b>GRAND TOTAL</b>                                |                | <b>128,933,814.00</b>    | <b>1,019,932,980.00</b>                    | <b>1,148,866,794.00</b> | <b>56,102,219,954.44</b>       | <b>48,761,248.51</b>                  | <b>3,738,029,170.31</b> | <b>3,738,029,170.31</b> | <b>56,150,981,202.95</b>  | <b>14,991,867,573.79</b>    | <b>14,991,867,573.79</b> | <b>3,851,853,455.29</b>      | <b>3,851,853,455.29</b> | <b>114,616,892.00</b>    | <b>41,159,113,629.16</b> | <b>11,140,368,336.67</b> | <b>481,435,350.76</b> | <b>10,658,932,985.91</b>   | 27% |

**SUMMARY OF APPROPRIATIONS, ALLOTMENTS, OBLIGATIONS, DISBURSEMENTS AND BALANCES BY OBJECT OF EXPENDITURES**  
As at the Quarter Ending March 31, 2019

FAR NO. 1-A

Department: DEPARTMENT OF PUBLIC WORKS AND HIGHWAYS  
 Agency/Operating Unit: CONSOLIDATED - NATIONWIDE  
 Region/Province/City:  
 Funding Source Code: **ALL FUNDS**

| Particulars | UACS CODE | Appropriations           |  |                         | Allotments                     |                                       |             |               | Current Year's Obligations |                             | Current Year's Disbursements |                             | Balances          |                          |                       |                    |                    |                            |  |
|-------------|-----------|--------------------------|--|-------------------------|--------------------------------|---------------------------------------|-------------|---------------|----------------------------|-----------------------------|------------------------------|-----------------------------|-------------------|--------------------------|-----------------------|--------------------|--------------------|----------------------------|--|
|             |           | Authorized Appropriation | Adjustments(Transfer To/From, Realignment) | Adjusted Appropriations | Allotments Received / Extended | Adjustments (Withdrawal, Realignment) | Transfer To | Transfer From | Adjusted Total Allotments  | 1st Quarter Ending March 31 | Total                        | 1st Quarter Ending March 31 | Total             | Unreleased Appropriation | Unobligated Allotment | Unpaid Obligations | Unpaid Obligations |                            |  |
|             |           |                          |  |                         |                                |                                       |             |               |                            |                             |                              |                             |                   |                          |                       |                    | Due and Demandable | Not yet Due and Demandable |  |
| 1           | 2         | 3                        | 4  | 5=3+4                   | 6                              | 7                                     | 8           | 9             | 10=6+7-8+9                 | 11                          | 12=11+12+13+14               | 15                          | 16=15+16+17+18+19 | 21=5-10                  | 22=10-15              | 23=15-20           | 24                 | 25                         |  |
|             |           |                          |  |                         |                                |                                       |             |               |                            |                             |                              |                             |                   |                          |                       |                    |                    |                            |  |

Certified Correct:

Certified Correct:

Approved By:

SGN  
MARILOU D. ALFANTA  
 Department Budget Officer  
 Date:

SGN  
MARY ANTOINETTE Z. PUNO  
 Department Chief Accountant  
 Date:

SGN  
ARDELIZA R. MEDENILLA, MNSA, CESO I  
 Undersecretary for Support Services  
 Date: