

**QUARTERLY REPORT OF REVENUE AND OTHER RECEIPTS**  
**As of the Quarter Ending December 31, 2014**  
**(In Pesos)**

Department: Department of Public Works and Highways  
 Agency: Office of the Secretary  
 Operating Unit: Nationwide  
 Organization Code (UACS): 180010100000

CLASSIFICATION/SOURCES OF REVENUE AND OTHER RECEIPTS	UACS CODE	REVENUE TARGET (ANNUAL)	ACTUAL REVENUE AND OTHER RECEIPTS COLLECTION					CUMULATIVE REMITTANCE/DEPOSITS TO DATE			VARIANCE		Remarks
			1st Quarter	2nd Quarter	3rd Quarter	4th Quarter	TOTAL	Remittance to BTr	Deposited with AGDB	TOTAL	Amount	%	
1	2	3	4	5	6	7	8=(4+5+6+7)	9	10	11=(9+10)	12=(8-3)	(12/3)	14
<b>A. General Fund</b>													
-Tax													
Documentary Stamp Tax		2,140.00	615.00	375.00	525.00	255.00	1,770.00	1,770.00	-	1,770.00	(370.00)	(0.17)	
-Non-Tax													
Fines & Penalties	4020199099	2,056,080.75	30,228.69	117,427.74	1,443,008.92	217,309.37	1,807,974.72	321,261.72	-	321,261.72	(248,106.03)	(0.12)	
Miscellaneous Income													
Collection from Audit		23,250.00	127,018.38	195,614.71	192,114.71	529,408.27	1,044,156.07	1,029,725.96	-	1,029,725.96	1,020,906.07	43.91	
Disallowances													
Income from Lost Asset/Equipment		6,129.89	30,351.24	298.21	-	-	30,649.45	30,649.45	-	30,649.45	24,519.56	4.00	
Other Interest Income		835,808.73	3,690.15	70,587.86	1,753.91	326,264.98	402,296.90	7,439.51	-	7,439.51	(433,511.83)	(0.52)	
Other Receipts													
Various Refunds		6,558,735.91	1,174,544.91	3,595,928.30	1,393,650.62	1,266,300.59	7,430,424.42	7,544,074.68	230,733.85	7,774,808.53	871,688.51	0.13	Includes refund of excess cash advances, overpayment of salaries and overpayment to contractors and suppliers
Refund from Unutilized Fund Transfer		1,715,706.29	99.99	4,902,017.96	-	-	4,902,117.95	4,902,117.95	-	4,902,117.95	3,186,411.66	1.86	
Sub-Total		11,197,851.56	1,366,548.36	8,882,249.78	3,031,053.16	2,339,538.21	15,619,389.51	13,837,039.27	230,733.85	14,067,773.12	4,421,537.95	49.09	

**QUARTERLY REPORT OF REVENUE AND OTHER RECEIPTS**  
**As of the Quarter Ending December 31, 2014**  
**(In Pesos)**

Department: Department of Public Works and Highways  
 Agency: Office of the Secretary  
 Operating Unit: Nationwide  
 Organization Code (UACS): 180010100000

CLASSIFICATION/SOURCES OF REVENUE AND OTHER RECEIPTS	UACS CODE	REVENUE TARGET (ANNUAL)	ACTUAL REVENUE AND OTHER RECEIPTS COLLECTION					CUMULATIVE REMITTANCE/DEPOSITS TO DATE			VARIANCE		Remarks
			1st Quarter	2nd Quarter	3rd Quarter	4th Quarter	TOTAL	Remittance to BTr	Deposited with AGDB	TOTAL	Amount	%	
1	2	3	4	5	6	7	8=(4+5+6+7)	9	10	11=(9+10)	12=(8-3)	(12/3)	14
<b>B. Special Account in the General Fund</b>													
-Tax		-	-	-	-	-	-	-	-	-	-	-	-
-Non-Tax		-	-	-	-	-	-	-	-	-	-	-	-
Refund		565.90	-	565.90	-	-	565.90	565.90	-	565.90	-	-	-
<b>C. Off-Budget Accounts</b>													
Lodging Fee	4020199099	3,253,923.33	599,650.00	650,900.00	592,250.00	763,600.00	2,606,400.00	155,050.00	2,606,400.00	2,761,450.00	(647,523.33)	(0.20)	
Interest Income	4020199099	4.04	-	-	4.00	-	4.00	-	4.00	4.00	(0.04)	(0.01)	
Toll Fees		26,600,000.00	9,249,169.28	8,067,740.00	7,011,555.75	7,011,555.75	31,340,020.78	18,204,763.71	6,123,701.32	24,328,465.03	4,740,020.78	0.18	
Sub-Total		29,853,927.37	9,848,819.28	8,718,640.00	7,603,809.75	7,775,155.75	33,946,424.78	18,359,813.71	8,730,105.32	27,089,919.03	4,092,497.41	(0.03)	
<b>D. Custodial Funds</b>													
<b>Other Receipts</b>													
Refund of Unutilized/Unused Transfer of Fund		107,879,353.86	18,540,454.31	17,016,418.57	24,381,764.11	27,813,995.52	87,752,632.51	85,048,953.51	-	85,048,953.51	(20,126,721.35)	(0.19)	
Various Refund		1,194,556.89	364,598.93	771,753.18	1,286,972.24	661,254.28	3,084,578.63	2,513,046.62	149,950.82	2,662,997.44	1,890,021.74	1.58	
Collection from Other Agency		3,912,808,821.25	406,107,516.70	1,084,878,434.24	582,689,526.93	2,099,748,415.07	4,173,423,892.94	3,839,600,760.50	244,764,506.26	4,084,365,266.76	260,615,071.69	0.07	Receipts for the implementation of projects
Fines and Penalties		39,188.80	17,298.53	662.15	9,004.13	4,317.22	31,282.03	26,964.81	-	26,964.81	(7,906.77)	(0.20)	
Other Interest Income		558,811.01	78,522.72	10,476.39	73,768.33	63,245.49	226,012.93	184,568.26	38,704.79	223,273.05	(332,798.08)	(0.60)	

**QUARTERLY REPORT OF REVENUE AND OTHER RECEIPTS**  
**As of the Quarter Ending December 31, 2014**  
**(In Pesos)**

Department: Department of Public Works and Highways  
 Agency: Office of the Secretary  
 Operating Unit: Nationwide  
 Organization Code (UACS): 180010100000


CLASSIFICATION/SOURCES OF REVENUE AND OTHER RECEIPTS	UACS CODE	REVENUE TARGET (ANNUAL)	ACTUAL REVENUE AND OTHER RECEIPTS COLLECTION					CUMULATIVE REMITTANCE/DEPOSITS TO DATE			VARIANCE		Remarks
			1st Quarter	2nd Quarter	3rd Quarter	4th Quarter	TOTAL	Remittance to BTr	Deposited with AGDB	TOTAL	Amount	%	
1	2	3	4	5	6	7	8=(4+5+6+7)	9	10	11=(9+10)	12=(8-3)	(12/3)	14
Other Gains		4,117,588.20	-	-	4,117,588.20	-	4,117,588.20	4,117,588.20	-	4,117,588.20	-	-	Proceeds from Sale of Acquired RROW to Original Owner-Sps. Casario Domingo and Romelda Francisco (Central Office)
Collection for Customs duties and taxes		29,328.00	-	-	29,328.00	-	29,328.00	29,328.00	-	29,328.00	-	-	Collections intended for customs duties and taxes payable to Bureau of Customs on delivered Imported bolts, nuts, and plates for Lintangan and Malayal Bridge
Performance/Bidders Bonds		12,404,164.96	857,400.17	2,943,502.36	14,692,353.78	684,928.19	19,178,184.50	18,736,077.46	442,107.04	19,178,184.50	6,774,019.54	0.55	
<b>Other Service Income</b>													
Material Testing Fee	4020199099	104,490,175.95	33,052,227.77	26,868,643.02	32,011,530.50	29,004,408.12	120,936,809.41	119,616,527.00	835,888.69	120,452,415.69	16,446,633.46	0.16	
Accreditation Fee		1,941,000.00	327,000.00	404,500.00	441,500.00	377,000.00	1,550,000.00	1,550,000.00	-	1,550,000.00	(391,000.00)	(0.20)	
Total Other Services Income		106,431,175.95	33,379,227.77	27,273,143.02	32,453,030.50	29,381,408.12	122,486,809.41	121,166,527.00	835,888.69	122,002,415.69	16,055,633.46	(0.04)	
<b>Miscellaneous Income</b>													
Income from Books/Manuals		2,280,047.33	659,823.00	501,850.00	347,800.00	191,250.00	1,700,723.00	1,700,723.00	-	1,700,723.00	(579,324.33)	(0.25)	
Remuneration Income	4020199099	4,910,524.60	2,208,420.86	4,935,059.30	-	31,211,261.82	38,354,741.98	7,143,480.16	31,211,261.82	38,354,741.98	33,444,217.38	6.81	Payment of 10% extra remuneration per Board Resolution No. 229 dtd 08/21/02 of GSIS
Rent Income		759,871.30	351,010.58	133,947.57	1,294,215.25	163,113.09	1,942,286.49	834,496.44	1,107,790.05	1,942,286.49	1,182,415.19	1.56	
Bid Documents		565,993,563.15	176,017,770.93	160,860,912.13	141,130,019.20	516,680,692.98	994,689,395.24	609,790,765.81	383,743,385.46	993,534,151.27	428,695,832.09	0.76	

**QUARTERLY REPORT OF REVENUE AND OTHER RECEIPTS**  
**As of the Quarter Ending December 31, 2014**  
**(In Pesos)**

Department: Department of Public Works and Highways  
 Agency: Office of the Secretary  
 Operating Unit: Nationwide  
 Organization Code (UACS): 180010100000

CLASSIFICATION/SOURCES OF REVENUE AND OTHER RECEIPTS	UACS CODE	REVENUE TARGET (ANNUAL)	ACTUAL REVENUE AND OTHER RECEIPTS COLLECTION					CUMULATIVE REMITTANCE/DEPOSITS TO DATE			VARIANCE		Remarks
			1st Quarter	2nd Quarter	3rd Quarter	4th Quarter	TOTAL	Remittance to BTr	Deposited with AGDB	TOTAL	Amount	%	
1	2	3	4	5	6	7	8=(4+5+6+7)	9	10	11=(9+10)	12=(8-3)	(12/3)	14
Fees from Copies of Documents obtained from COA		5,561.30	20.00	6.00	475.00	5,353.00	5,854.00	5,854.00	-	5,854.00	292.70	0.05	Payment of Copies of documents obtained from COA pursuant to COA Circular No.2013-006 dtd 09/18/13.
Collection from Lost/Unserviceable Assets and Waste Materials		6,617,402.30	908,511.09	5,205.75	423,915.54	5,750,577.17	7,088,209.55	7,088,209.55	-	7,088,209.55	470,807.25	0.07	
Collection of disallowances	4020199099	1,077,043.00	1,123,450.18	22,181.00	168,466.17	199,325.16	1,513,422.51	634,621.91	915,000.00	1,549,621.91	436,379.51	0.41	
Training Fee		2,525,810.54	591,739.40	456,250.00	597,220.00	439,120.00	2,084,329.40	793,250.00	1,247,600.00	2,040,850.00	(441,481.14)	(0.17)	
Excavation Fee		8,194,628.16	1,424,251.00	1,884,666.62	2,724,589.21	1,717,710.13	7,751,216.96	7,957,934.45	2,481.91	7,960,416.36	(443,411.20)	(0.05)	
Supervision Fees		2,850,745.94	862,891.77	1,110,377.37	748,193.35	1,000,824.31	3,722,286.80	3,346,098.50	376,187.84	3,722,286.34	871,540.87	0.31	
Liquidated Damages		2,882,412.58	259,050.36	156,384.27	1,620,407.67	846,570.28	2,882,412.58	2,882,412.58	-	2,882,412.58	-	-	
Permit Fee		38,170.00	6,356.83	4,250.00	3,350.00	4,882.00	18,838.83	18,838.83	-	18,838.83	(19,331.17)	(0.51)	
Permit Fee (Prior Year's Income)		4,122,644.12	-	4,250,148.58	-	-	4,250,148.58	4,250,148.58	-	4,250,148.58	127,504.46	0.03	
Total Miscellaneous Income	602,258,424.32	184,413,296.00	174,321,238.59	149,058,651.39	558,210,679.94	1,066,003,865.92	646,446,833.81	418,603,707.08	1,065,050,540.89	463,745,441.60	9.00		
Sub-Total	4,747,721,413.24	643,758,315.13	1,307,215,628.50	808,791,987.61	2,716,568,243.83	5,476,334,175.07	4,717,870,648.17	664,834,864.68	5,382,705,512.85	728,612,761.83	8.79		
<b>TOTAL</b>		<b>4,788,773,758.08</b>	<b>854,973,882.77</b>	<b>1,324,817,084.18</b>	<b>819,426,850.52</b>	<b>2,726,682,937.79</b>	<b>5,525,900,555.26</b>	<b>4,750,068,067.05</b>	<b>673,795,703.85</b>	<b>5,423,863,770.90</b>	<b>737,126,797.18</b>	<b>57.84</b>	

Certified Correct:

  
**MARY ANTONETTE Z. PUNO**  
 OIC, Accounting Division, FMS

Approved By:

  
**MARICHUA A. PALAFOX**  
 Acting Director IV, FMS

**QUARTERLY REPORT OF REVENUE AND OTHER RECEIPTS**  
**As of the Quarter Ending September 30, 2014**  
(In Pesos)

**Department:** Department of Public Works and Highways  
**Agency:** Office of the Secretary  
**Operating Unit:** Nationwide  
**Organization Code (UACS):** 180000000000

CLASSIFICATION/SOURCES OF REVENUE AND OTHER RECEIPTS	UACS CODE	REVENUE TARGET (ANNUAL)	ACTUAL REVENUE AND OTHER RECEIPTS COLLECTION					CUMULATIVE REMITTANCE/DEPOSITS TO DATE			VARIANCE		Remarks	
			1st Quarter	2nd Quarter	3rd Quarter	4th Quarter	TOTAL	Remittance to BTr	Deposited with AGDB	TOTAL	Amount	%		
			4	5	6	7	8=(4+5+6+7)	9	10	11=(9+10)	12=(8-3)	(12/3)		
1	2	3	4	5	6	7	8=(4+5+6+7)	9	10	11=(9+10)	12=(8-3)	(12/3)	14	
<b>A. General Fund</b>														
-Tax														
-Non-Tax														
<b>Fines &amp; Penalties</b>	4020199099	1,933,386.05	28,425.85	18,587.67	1,349,310.92	-	1,395,324.44	6,222.40	-	6,222.40	(538,071.61)	(0.28)		
<b>Miscellaneous Income</b>														
Collection from Audit Disallowances		23,250.00	12,000.00	195,314.71	147,084.60	-	354,399.31	354,399.31	-	354,399.31	331,149.31	14.24		
Income from Lost Asset/Equipment		6,070.25	30,351.24	-	-	-	30,351.24	-	-	-	24,280.99	4.00		
<b>Other Receipts</b>														
Various Refunds		5,380,545.21	642,979.85	2,719,159.81	1,476,632.48	-	4,838,771.74	1,733,869.18	230,733.85	1,964,603.03	(541,773.47)	(0.10)		
Refund from Unutilized Fund Transfer		1,810,706.29	-	4,682,374.77	-	-	4,682,374.77	4,682,374.77	-	4,682,374.77	3,071,668.48	1.91		
<i>Sub-total</i>		8,953,967.79	713,756.74	7,615,436.76	2,972,028.00	-	11,301,221.50	6,776,865.68	230,733.85	7,007,599.51	2,347,253.71	19.77		
<b>B. Special Account in the General Fund</b>														
-Tax														
-Non-Tax														
Refunds		565.90	-	565.90	-	-	565.90	565.90	-	565.90	-	-		
<i>Sub-total</i>		565.90	-	565.90	-	-	565.90	565.90	-	565.90	-	-		
<b>C. Off-Budget Accounts</b>														
Toll Fees		22,389,853.54	-	8,067,740.00	7,011,555.75	-	15,079,295.75	-	24,328,465.03	24,328,465.03	(7,310,557.79)	(0.33)		
Lodging Fee	4020199099	2,485,733.33	578,150.00	620,750.00	590,100.00	-	1,789,000.00	74,700.00	1,740,900.00	1,815,600.00	(686,733.33)	(0.29)		
<i>Sub-total</i>		24,875,586.87	578,150.00	8,688,490.00	7,601,655.75	-	16,868,295.75	74,700.00	26,069,365.03	26,144,065.03	(8,097,291.12)	(0.61)		
<b>D. Custodial Funds</b>														
Performance / Bidders Bond		1,649,686.87	957,400.17	1,911,370.36	3,689,912.75	-	6,458,683.28	5,966,929.87	374,153.36	6,341,083.23	4,808,996.41	2.92		
Interest Income		917,910.00	74,118.52	50,352.54	53,109.89	-	177,578.95	8,213.84	-	8,213.84	(740,331.05)	(0.81)		
Seminar Fee		2,447,283.33	555,540.00	441,450.00	481,050.00	-	1,478,040.00	678,260.00	625,550.00	1,303,810.00	(969,243.33)	(0.40)		
Fines and Penalties		39,188.80	19,101.37	3,356.15	56,144.52	-	78,602.04	78,602.04	-	78,602.04	39,413.24	1.01		

**QUARTERLY REPORT OF REVENUE AND OTHER RECEIPTS**  
**As of the Quarter Ending September 30, 2014**  
**(In Pesos)**

**Department:** Department of Public Works and Highways  
**Agency:** Office of the Secretary  
**Operating Unit:** Nationwide  
**Organization Code (UACS):** 180000000000

<b>Other Services Income</b>													
Mat Quality & Standard Testing Fee	4020199099	116,294,441.93	31,307,603.80	27,847,071.43	31,915,234.09	-	90,869,909.32	83,320,239.40	595,338.69	83,915,578.09	(25,424,532.61)	(0.22)	
Accreditation Fee		1,564,000.00	327,000.00	404,500.00	441,500.00	-	1,173,000.00	1,181,000.00	-	1,181,000.00	(391,000.00)	(0.25)	
<b>Total Other Services Income</b>		<b>117,858,441.93</b>											
<b>Miscellaneous Income</b>													
Income from Books/Manuals		1,987,297.33	665,073.00	374,350.00	348,550.00	-	1,387,873.00	1,387,223.00	-	1,387,223.00	(579,324.33)	(0.29)	Includes Payment of 10% extra remuneration per Board Resolution No. 229 dtl 08/21/02 of OSIS
Renumeration Income		4,910,524.60	2,208,420.86	4,935,059.30	-	-	7,143,480.16	7,143,480.16	-	7,143,480.16	2,232,955.56	0.45	
Certification Fee		67,487.50	14,400.00	15,830.00	41,660.00	-	71,990.00	67,690.00	-	67,690.00	4,402.50	0.07	
Rent Income		814,990.43	326,006.69	307,361.07	236,516.69	-	869,984.45	813,740.21	28,001.00	841,741.21	54,894.02	0.07	
Bid Documents		617,938,603.23	174,838,126.94	161,612,277.94	108,577,772.23	-	444,828,177.11	303,477,033.28	148,069,941.18	451,546,974.46	(173,110,426.12)	(0.26)	Payment of Copies of documents obtained from COA pursuant to COA Circular No.2013-006 dtl 06/18/13.
Fees from Copies of Documents obtained from COA	4020199099	475.95	20.00	6.00	475.00	-	501.00	231.00	-	231.00	25.05	0.05	
Excavation Fee		7,697,390.90	1,325,002.23	1,671,684.03	1,315,122.73	-	4,311,808.99	5,226,599.59	2,401.91	5,229,091.50	(3,385,581.91)	(0.44)	
Collection of Disallowance		1,077,043.00	1,159,649.58	22,181.00	188,466.17	-	1,350,286.75	380,393.90	844,301.85	1,324,695.75	273,253.75	0.25	
Sale of Scrap/Unserviceable Assets		990,021.00	930,661.66	5,045.00	1,484,414.10	-	2,420,140.76	1,356,234.95	1,063,898.56	2,420,133.51	1,430,119.76	1.44	
Lodging Fee		71,553.33	15,500.00	44,000.00	6,200.00	-	65,700.00	27,750.00	26,600.00	54,350.00	(5,853.33)	(0.08)	
Supervision Fee		2,664,673.44	812,496.04	1,054,827.32	682,565.23	-	2,549,888.59	2,247,108.77	257,779.82	2,504,888.59	(114,784.95)	(0.04)	
Permit Fee		750,352.26	148,800.87	133,736.30	328,696.36	-	611,033.53	578,476.25	32,507.28	610,983.53	(139,318.73)	(0.19)	
Liquidated Damages		2,048,780.37	259,050.36	203,704.88	1,633,054.71	-	2,095,889.95	1,273,885.88	-	1,273,885.88	46,108.58	0.02	
Collection from Lost Assets		3,065.69	-	1,205.75	2,000.00	-	3,205.75	-	-	3,205.75	140.06	0.05	
Training Fee		24,973.87	-	26,400.00	-	-	26,400.00	26,400.00	-	26,400.00	1,426.13	0.06	20% share of the DPWH to Building Permit Fee collected by LGUs from CY 2005-2013.
Permit Fee (Prior Year's Income)		4,122,644.12	-	4,250,148.58	-	-	4,250,148.58	4,250,148.58	-	4,250,148.58	127,504.46	0.03	
<b>Total Miscellaneous Income</b>		<b>845,150,877.03</b>	<b>182,503,028.23</b>	<b>174,607,897.17</b>	<b>114,825,493.22</b>	<b>-</b>	<b>471,986,418.62</b>	<b>328,259,601.32</b>	<b>150,425,511.60</b>	<b>478,685,112.92</b>	<b>(173,164,458.41)</b>	<b>1.17</b>	
<b>Other Receipts</b>													
Various Refund		1,642,571.08	575,254.51	1,560,169.56	723,855.34	-	2,859,078.41	2,839,767.96	-	2,839,767.96	1,216,508.32	0.74	
Refund of Unutilized/Unused fund from Transfer of Fund		80,957,757.56	22,215,464.30	115,970,785.36	26,151,764.11	-	164,338,013.77	164,626,461.35	3,496.71	164,631,958.06	83,380,256.19	1.03	
Collection from Other Agency		1,876,277,821.25	264,059,455.49	971,866,800.62	571,906,770.17	-	1,807,932,826.28	1,454,584,561.42	-	1,454,584,561.42	(70,344,994.97)	(0.04)	
<b>Total Other Receipts</b>		<b>1,960,878,149.92</b>	<b>286,850,174.30</b>	<b>1,089,497,555.54</b>	<b>598,782,189.62</b>	<b>-</b>	<b>1,975,129,919.46</b>	<b>1,622,057,790.73</b>	<b>3,496.71</b>	<b>1,622,056,287.44</b>	<b>14,251,769.54</b>	<b>1.73</b>	
<b>Sub-total</b>		<b>2,728,941,537.88</b>	<b>470,859,360.59</b>	<b>1,266,581,981.76</b>	<b>717,687,900.00</b>	<b>-</b>	<b>2,455,309,242.35</b>	<b>1,957,044,397.80</b>	<b>151,426,711.67</b>	<b>2,108,473,108.47</b>	<b>(155,773,853.60)</b>	<b>6.62</b>	
<b>TOTAL</b>		<b>2,762,771,858.45</b>	<b>472,151,267.33</b>	<b>1,262,806,474.42</b>	<b>728,461,583.75</b>	<b>-</b>	<b>2,483,479,325.50</b>	<b>1,963,896,529.36</b>	<b>177,728,810.55</b>	<b>2,141,625,339.91</b>	<b>(161,433,091.02)</b>	<b>24.78</b>	

Certified Correct

  
**MARY ANTOINETTE Z. PUNO**  
 OIC, Accounting Division, FMS

Approved By:

  
**MARICHU A. PALAFOX**  
 OIC, Director, FMS

**QUARTERLY REPORT OF INCOME**  
For the Quarter Ending June 30, 2014  
( In Pesos)

BAR No. 4

Department : Department of Public Works & Highways  
Agency / OU : Nationwide  
Fund : 308602-CF-Receipts Deposited with the National Treasury other than (IATF)

CLASSIFICATION / SOURCES OF INCOME	UACS CODE	TARGETS		ACTUAL INCOME COLLECTIONS FOR THE QUARTER				CUMULATIVE INCOME COLLECTIONS TO DATE	CUMULATIVE INCOME DEPOSITED W/ BTR	VARIANCE	REMARKS
		FOR THE QUARTER	CUMULATIVE TO DATE	FIRST MONTH	SECOND MONTH	THIRD MONTH	TOTAL				
		(3)	(4)	(5)	(6)	(7)	(8)=(5)+(6)+(7)				
(1)	(2)		(4)				(8)=(5)+(6)+(7)	(9)	(10)	(11)=(4)-(9)	(12)
<b>Performance / Bidders Bond</b>		331,504.56	344,906.62	4,553.58	71,736.90	255,214.05	331,504.53	331,504.53	24,017.98	13,402.09	
<b>Interest Income</b>	4020221000	11,975.20	25,377.26	1,495.29	-	10,479.91	11,975.20	25,377.26	22,821.16	0.00	
<b>Seminar Fee</b>	4020204000	348,650.00	679,650.00	85,500.00	185,900.00	77,250.00	348,650.00	670,100.00	117,490.00	9,550.00	
<b>Other Services Income</b>											
Mat. Quality & Standard Testing Fee	4020199099	22,883,870.04	38,968,339.49	7,367,332.04	7,733,986.28	7,782,549.43	22,883,867.75	38,968,321.12	43,080,179.32	18.37	
Accreditation Fee		404,500.04	731,500.37	71,000.00	188,500.00	145,000.00	404,500.00	731,500.00	-	0.37	
<b>Total Other Services Income</b>		23,288,370.08	39,699,839.86	7,438,332.04	7,922,486.28	7,927,549.43	23,288,367.75	39,699,821.12	43,080,179.32	18.74	
<b>Miscellaneous Income</b>											
Income from Books/Manuals		374,350.04	1,037,179.67	113,650.00	162,400.00	98,300.00	374,350.00	1,037,173.00	1,287,992.45	6.67	Includes Payment of 10% extra remuneration per Board Resolution No. 229 dtd 08/21/02 of GSIS
Renumeration Income		-	2,204,947.96	-	-	-	-	2,204,925.91	-	22.05	
Rent Income		86,904.95	164,574.37	28,708.46	4,395.03	53,801.45	86,904.94	164,573.58	106,361.45	0.79	Includes payment of 4 pages for 5.00/page for the copies of documents obtained from COA pursuant to COA Circular No. 2013-006 dtd 09/18/13.
Bid Documents		138,300,118.37	236,878,754.92	34,645,060.52	55,735,354.67	47,919,689.35	138,300,104.54	236,878,642.51	237,300,768.84	112.41	
Fees from Copies of Documents obtained from COA	4020199099	6.00	26.00	-	6.00	-	6.00	26.00	-	-	
Excavation Fee		1,765,844.17	2,196,140.92	237,705.31	640,858.18	887,280.50	1,765,843.99	2,194,980.19	2,750,323.46	1,160.73	
Toll Fees		8,067,740.81	17,317,110.09	3,027,770.00	2,757,410.00	2,282,560.00	8,067,740.00	17,316,909.28	17,316,909.28	200.81	
Commission of Disposition		-	36,349.40	-	-	-	-	36,199.40	-	150.00	
Sale of Scrap/Unserviceable Assets		3,000.00	63,376.00	21,100.00	26,600.00	1,671,793.80	3,050.00	6,797.09	898,011.09	52.91	
Lodging Fee		47,700.00	63,376.00	40,107.94	65,519.78	189,638.68	47,700.00	63,200.00	36,600.00	176.00	
Supervision Fee		1,777,421.70	1,793,421.70	98,894.08	14,844.82	14,844.82	1,777,421.52	1,788,295.44	1,790,404.00	5,126.26	
Permit Fee		303,377.61	343,577.61	6,081.36	16,278.03	25,041.22	303,377.58	401,865.11	447,522.40	(58,287.50)	
Liquidated Damages		47,400.61	184,536.88	-	-	1,205.75	47,400.61	184,436.89	159,286.71	99.99	
Collection from Lost Assets		1,205.75	1,205.75	-	-	26,400.00	1,205.75	1,205.75	-	0.00	
Training Fee		26,400.00	26,400.00	-	-	4,250,148.58	26,400.00	26,400.00	-	0.00	
Permit Fee (Prior Year's Income)		4,250,149.01	4,250,149.01	-	-	-	4,250,148.58	4,250,148.58	-	0.43	
<b>Total Miscellaneous Income</b>		150,773,914.26	262,226,845.51	38,219,077.67	59,426,716.51	57,405,859.33	150,773,899.18	266,711,116.01	262,059,209.76	(51,178.89)	
<b>Other Receipts</b>											
Various Refund		-	74,313.49	-	-	-	-	73,785.88	-	527.61	
<b>Grand Total</b>		<b>174,422,909.54</b>	<b>302,706,026.13</b>	<b>45,744,405.00</b>	<b>67,535,102.79</b>	<b>65,421,138.67</b>	<b>174,422,892.13</b>	<b>307,180,200.27</b>	<b>305,279,700.24</b>	<b>(41,082.53)</b>	

Prepared by:

  
**MARY ANTOINETTE Z. PUNO**  
OIC, Accounting Division, FMS

Approved by:

  
**ARISTEO O. REYES**  
Director III, FMS

**QUARTERLY REPORT OF INCOME**  
For the Quarter Ending June 30, 2014

Department : Department of Public Works & Highways  
Agency / OU : Nationwide  
Fund : 101101-NGA - Specific Budgets of National Government Agencies


BAR No. 4

CLASSIFICATION / SOURCES OF INCOME	UACS CODE	TARGETS		ACTUAL INCOME COLLECTIONS FOR THE QUARTER				CUMULATIVE INCOME COLLECTIONS TO DATE	CUMULATIVE INCOME DEPOSITED WITH BTR	VARIANCE	REMARKS
		FOR THE QUARTER	CUMULATIVE TO DATE	FIRST MONTH	SECOND MONTH	THIRD MONTH	TOTAL				
(1)	(2)		(4)				(8)=(5)+(6)+(7)	(9)		(11)=(4)-(9)	(12)
<b>Fines &amp; Penalties</b>	4020199099	18,587.67	40,791.12	3,893.31	14,694.36	-	18,587.67	40,791.12	<b>42,732.84</b>	0.00	
<b>Miscellaneous Income</b>											
Collection from Audit Disallowances	4020199099	7,336.00	41,142.01	7,333.00	3.00	-	7,336.00	41,142.01	<b>61,838.41</b>	0.00	
Income from Lost Asset/Equipment		-	30,351.24	-	-	-	-	<b>30,351.24</b>			
<b>Other Receipts</b>											
Various Refunds		640,891.38	3,726,496.10	166,622.67	178,468.89	295,799.76	640,891.32	3,726,496.04	<b>786,493.17</b>	0.06	
Refund from Unutilized Fund Transfer		7,167,949.13	7,167,949.13	38,380.86	4,602,017.96	2,527,549.59	7,167,948.41	7,167,948.41	<b>96,751.18</b>	0.72	
<b>Total Other Receipts</b>											
<b>Grand Total</b>		<b>25,923.67</b>	<b>112,284.37</b>	<b>216,229.84</b>	<b>4,795,184.21</b>	<b>2,823,349.35</b>	<b>7,834,763.40</b>	<b>11,006,728.82</b>	<b>987,815.60</b>	<b>0.78</b>	

Prepared by :

  
MARY ANTOINETTE Z. PUNO  
OIC, Accounting Division, FMS

Approved by:

  
ARISTEO O. REYES  
Director III, FMS



**QUARTERLY REPORT OF INCOME**  
For the Quarter Ending June 30, 2014  
( In Pesos)

BAR No. 4

Department : Department of Public Works & Highways  
Agency / OU : Nationwide  
Fund : 101151-NGA - GoP Counterpart Funds

CLASSIFICATION / SOURCES OF INCOME	UACS CODE	TARGETS		ACTUAL INCOME COLLECTIONS FOR THE QUARTER				CUMULATIVE INCOME COLLECTIONS TO DATE	CUMULATIVE INCOME DEPOSITED WITH BTR	VARIANCE	REMARKS
		FOR THE QUARTER	CUMULATIVE TO DATE	FIRST MONTH	SECOND MONTH	THIRD MONTH	TOTAL				
(1)	(2)	(3)	(4)	(5)	(6)	(7)	(8)=(5)+(6)+(7)	(9)	(10)	(11)=(4)-(9)	(12)
<b>Other Receipts</b>											
Various Refunds		2,351,700.04	2,567,012.68	2,032,465.73	207,441.07	111,793.24	2,351,700.04	2,567,012.68	2,567,012.68	-	Includes Refund of Excess Cash Advance
<b>Total Other Receipts</b>		2,351,700.04	2,567,012.68	2,032,465.73	207,441.07	111,793.24	2,351,700.04	2,567,012.68	2,567,012.68	215,312.64	
<b>Grand Total</b>		2,351,700.04	2,567,012.68	2,032,465.73	207,441.07	111,793.24	2,351,700.04	2,351,700.04	2,351,700.04	215,312.64	

Prepared by :

  
**MARY ANTOINETTE Z. PUNO**  
OIC, Accounting Division, FMS

Approved by:

  
**ARISTEO O. REYES**  
Director III, FMS

**QUARTERLY REPORT OF INCOME**  
For the Quarter Ending June 30, 2014  
( In Pesos)

Department : Department of Public Works & Highways  
Agency / OU : Nationwide  
Fund : 308601-CF-Inter-Agency Transferred Funds (IATF)

BAR No. 4

CLASSIFICATION / SOURCES OF INCOME	UACS CODE	TARGETS		ACTUAL INCOME COLLECTIONS FOR THE QUARTER				CUMULATIVE INCOME COLLECTIONS TO DATE	CUMULATIVE INCOME DEPOSITED WITH BTR	VARIANCE	REMARKS
		FOR THE QUARTER	CUMULATIVE TO DATE	FIRST MONTH	SECOND MONTH	THIRD MONTH	TOTAL				
(1)	(2)	(3)	(4)	(5)	(6)	(7)	(8)=(5)+(6)+(7)	(9)	(10)	(11)=(4)-(9)	(12)
<b>Other Receipts</b>											
Refund of Unutilized/Unused fund from Transfer of Fund		17,150,684.43	35,687,207.61	5,113,574.55	8,170,307.53	3,866,802.18	17,150,684.26	35,687,207.44	35,187,207.44	0.17	Project Implementation
Collection from Other Agency		906,793,103.26	913,209,108.75	878,407,225.97	28,385,868.22		906,793,094.19	913,209,099.68	913,209,099.68	9.07	
<b>Total Other Receipts</b>		923,943,787.69	948,896,316.36	5,113,574.55	36,556,175.75	3,866,802.18	923,943,778.45	923,943,778.45	923,943,778.45	9.24	
<b>Grand Total</b>		923,943,787.69	948,896,316.36	5,113,574.55	36,556,175.75	3,866,802.18	923,943,778.45	923,943,778.45	923,943,778.45	9.24	

Prepared by :

  
**MARY ANTOINETTE Z. PUNO**  
OIC, Accounting Division, FMS

Approved by:

  
**ARISTEO O. REYES**  
Director III, FMS

**REPORT OF INCOME**  
For the Quarter Ending June 30, 2014  
(In Pesos)

Department : Department of Public Works and Highways  
Agency / OU : Nationwide  
Fund :

BAR No. 4-A

CLASSIFICATION / SOURCES OF INCOME	UACS CODE	CASH with the BTr/AGDB as of December 31, 2013	ACTUAL INCOME COLLECTIONS AND DISBURSEMENTS										ENDING CASH BALANCE with the BTr/AGDB	Remarks	
			QUARTER 1		QUARTER 2		QUARTER 3		QUARTER 4		TOTAL				
			INCOME (4)	DISBURSEMENTS (5)	INCOME (6)	DISBURSEMENTS (7)	INCOME (8)	DISBURSEMENTS (9)	INCOME (10)	DISBURSEMENTS (11)	INCOME (12) = (4+6+8+10)	DISBURSEMENTS (13) = (5+7+9+11)			(14) = (3+12-13)
(1)	(2)	(3)	(4)	(5)	(6)	(7)	(8)	(9)	(10)	(11)	(12)	(13)	(14)	(15)	
<b>A. Special Account in the General Fund (SAGF)</b>															
-Non-Tax Bidding Documents		21,796,841.03	-	-	5,623,478.88	1,546,563.68						5,623,478.88	1,546,563.68	25,873,756.23	
<b>Sub-Total, SAGF</b>		21,796,841.03	-	-	5,623,478.88	1,546,563.68						5,623,478.88	1,546,563.68	25,873,756.23	
<b>B. Off-Budget Accounts</b>															
- Revolving Fund Lodging Fee		4,944,050.36	593,650.00	305,885.08	590,450.00	590,450.00						1,184,100.00	896,335.08	5,231,815.28	
Toll Fees	4020206000	20,354,412.31	9,249,169.28	11,042,537.21	-	-						9,249,169.28	11,042,537.21	18,561,044.38	
<b>Sub-Total, Off-Budget</b>		25,298,462.67	9,842,819.28	11,348,422.29	590,450.00	590,450.00						10,433,269.28	11,938,872.29	23,792,859.66	
<b>C. Custodial Fund</b>															
-Trust Receipts															
Bidding Documents		332,195,005.96			93,288,669.30	33,538,600.48						93,288,669.30	33,538,600.48	391,945,074.78	
Restoration		8,436,256.75			354,229.22	20,668.90						354,229.22	20,668.90	8,769,817.07	
<b>Sub-Total, Custodial Fund</b>		340,631,262.71			93,642,898.52	33,559,269.38						93,642,898.52	33,559,269.38	400,714,891.85	
<b>GRAND TOTAL</b>		387,726,566.41	9,842,819.28	11,348,422.29	99,856,827.40	35,696,283.06						109,699,646.68	47,044,705.35	450,381,507.74	

Prepared by :

  
**MARY ANTOINETTE Z. PUNO**  
OIC, Accounting Division, FMS

Approved by:

  
**ARISTEO O. REYES**  
Director III, CFMS


**QUARTERLY REPORT OF INCOME**  
For the Quarter Ending March 31, 2014  
( In Pesos)

BAR No. 4

Department : Department of Public Works & Highways  
Agency / OU : Nationwide  
Fund : 101101-NGA - Specific Budgets of National Government Agencies

CLASSIFICATION / SOURCES OF INCOME	UACS CODE	TARGETS		ACTUAL INCOME COLLECTIONS FOR THE QUARTER				CUMULATIVE INCOME COLLECTIONS TO DATE	CUMULATIVE INCOME DEPOSITED WITH BTR	VARIANCE	REMARKS
		FOR THE QUARTER	CUMULATIVE TO DATE	FIRST MONTH	SECOND MONTH	THIRD MONTH	TOTAL				
(1)	(2)	(3)	(4)	(5)	(6)	(7)	(8)=(5)+(6)+(7)	(9)	(10)	(11)=(4)-(9)	(12)
<b>Fines &amp; Penalties</b>	4020199099	22,203.45	22,203.45	1,610.00	13,175.26	7,418.19	22,203.45	22,203.45	-	-	
<b>Seminar Fees</b>		118,323.23	118,323.23	41,140.00	56,800.00	19,200.00	117,140.00	117,140.00	100,440.00	1,183.23	
<b>Interest Income</b>		2,367.82	2,367.82	-	2,344.14	-	2,344.14	2,344.14	-	23.68	
<b>Miscellaneous Income</b>											
Collection from Audit Disallowances	4020199099	33,806.01	33,806.01	12,000.00	21,066.36	739.65	33,806.01	33,806.01	21,806.01	-	
Income from Lost Asset/Equipment		30,351.24	30,351.24	4,802.24	25,549.00	-	30,351.24	30,351.24	30,351.24	-	
Bidding Documents		46,728,637.66	46,728,637.66	11,802,230.92	17,903,453.18	17,018,280.70	46,723,964.80	46,723,964.80	36,934,358.57	4,672.86	
Material Testing Fees		6,567,477.98	6,567,477.98	1,844,833.85	1,699,870.01	2,957,099.34	6,501,803.20	6,501,803.20	6,053,051.77	65,674.78	
Rental Fee:		85,524.70	85,524.70	7,980.00	50,301.45	26,388.00	84,669.45	84,669.45	69,973.45	855.25	
Equipment		74,312.58	74,312.58	580.00	50,301.45	22,688.00	73,569.45	73,569.45	69,973.45	743.13	
Canteen		11,212.12	11,212.12	7,400.00	-	3,700.00	11,100.00	11,100.00	-	112.12	
Sale of Unserviceable Equipments		809,090.91	809,090.91	801,000.00	-	-	801,000.00	801,000.00	-	8,090.91	
Permit Fees		112,676.19	112,676.19	13,829.30	17,622.80	80,097.33	111,549.43	111,549.43	111,549.43	1,126.76	
Sale of Waste Materials		6,832.32	6,832.32	-	6,764.00	-	6,764.00	6,764.00	60,746.52	910.02	
Supervision Fee		91,002.42	91,002.42	10,799.55	50,793.93	28,498.92	90,092.40	90,092.40	3,494.95	35.30	
Remuneration Income		3,530.25	3,530.25	-	3,494.95	-	3,494.95	3,494.95	-	-	
<b>Total Miscellaneous Income</b>		54,554,454.39	54,554,454.39	14,505,455.86	19,829,217.13	20,137,491.94	54,472,164.93	54,472,164.93	43,355,305.39	82,289.46	
<b>Other Receipts</b>											
Various Refunds		3,085,604.72	3,085,604.72	267,273.49	223,600.69	2,594,730.54	3,085,604.72	3,085,604.72	3,074,965.20	-	Includes Refunds of Petty Cash, MOOE Expenses, and Excess Cash Advance
<b>Total Other Receipts</b>		3,085,604.72	3,085,604.72	267,273.49	223,600.69	2,594,730.54	3,085,604.72	3,085,604.72	3,074,965.20	-	
<b>Grand Total</b>		<b>57,782,953.61</b>	<b>57,782,953.61</b>	<b>14,815,479.35</b>	<b>20,125,137.22</b>	<b>22,758,840.67</b>	<b>57,699,457.24</b>	<b>57,699,457.24</b>	<b>46,530,710.59</b>	<b>83,496.37</b>	

Prepared by :

  
**MARY ANTOINETTE Z. PUNO**  
 OIC, Accounting Division, FMS

Approved by:

  
**ARISTEO O. REYES**  
 Director III, FMS


**QUARTERLY REPORT OF INCOME**  
For the Quarter Ending March 31, 2014  
( In Pesos)

BAR No. 4

Department : Department of Public Works & Highways  
Agency / OU : Nationwide  
Fund : 101151-NGA - GoP Counterpart Funds

CLASSIFICATION / SOURCES OF INCOME	UACS CODE	TARGETS		ACTUAL INCOME COLLECTIONS FOR THE QUARTER				CUMULATIVE INCOME COLLECTIONS TO DATE	CUMULATIVE INCOME DEPOSITED WITH BTR	VARIANCE	REMARKS
		FOR THE QUARTER	CUMULATIVE TO DATE	FIRST MONTH	SECOND MONTH	THIRD MONTH	TOTAL				
(1)	(2)	(3)	(4)	(5)	(6)	(7)	(8)=(5)+(6)+(7)	(9)	(10)	(11)=(4)-(9)	(12)
<b>Other Receipts</b>											
Various Refunds		215,312.64	215,312.64	1,643.00	2,943.64	210,726.00	215,312.64	215,312.64	215,312.64	-	Includes Refund of Excess Cash Advance
<b>Total Other Receipts</b>		215,312.64	215,312.64	1,643.00	2,943.64	210,726.00	215,312.64	215,312.64	215,312.64	-	
<b>Grand Total</b>				1,643.00	2,943.64	210,726.00	215,312.64	215,312.64	215,312.64	-	

Prepared by :

  
**MARY ANTOINETTE Z. PUNO**  
OIC, Accounting Division, FMS

Approved by:

  
**ARISTEO O. REYES**  
Director III, FMS


**REPORT OF INCOME**  
For the Quarter Ending March 31, 2014  
( In Pesos)

Department : Department of Public Works and Highways  
Agency / OU : Nationwide  
Fund : 207537-RF- DPWH-OSEC REVOLVING FUND


BAR No. 4-A

CLASSIFICATION / SOURCES OF INCOME (1)	UACS CODE (2)	CASH with the BTr/AGDB as of December 31, 2013 (3)	ACTUAL INCOME COLLECTIONS AND DISBURSEMENTS										ENDING CASH BALANCE with the BTr/AGDB (14) = (3+12-13)	Remarks (15)	
			QUARTER 1		QUARTER 2		QUARTER 3		QUARTER 4		TOTAL				
			INCOME (4)	DISBURSEMENTS (5)	INCOME (6)	DISBURSEMENTS (7)	INCOME (8)	DISBURSEMENTS (9)	INCOME (10)	DISBURSEMENTS (11)	INCOME (12) = (4+6+8+10)	DISBURSEMENTS (13) = (5+7+9+11)			
<b>B. Off-Budget Accounts</b>															
- Revolving Fund															
Lodging Fee		4,944,050.36	593,650.00	305,885.08								593,650.00	305,885.08	5,231,815.28	-
Toll Fees	4020208000	20,354,412.31	9,249,169.28	11,042,537.21								9,249,169.28	11,042,537.21	18,561,044.38	
<b>Sub-Total, Off-Budget</b>		25,298,462.67	9,842,819.28	11,348,422.29											
<b>GRAND TOTAL</b>		25,298,462.67	9,842,819.28	11,348,422.29								9,842,819.28	11,348,422.29	23,792,859.66	

Prepared by :

  
**MARY ANTOINETTE Z. PUNO**  
OIC, Accounting Division, FMS

Approved by:

  
**ARISTEO O. REYES**  
Director III, CFMS

**QUARTERLY REPORT OF INCOME**  
For the Quarter Ending March 31, 2014  
( In Pesos)

Department : Department of Public Works & Highways  
Agency / OU : Nationwide  
Fund : 308601-CF-Inter-Agency Transferred Funds (IATF)

BAR No. 4

CLASSIFICATION / SOURCES OF INCOME (1)	UACS CODE (2)	TARGETS		ACTUAL INCOME COLLECTIONS FOR THE QUARTER				CUMULATIVE INCOME COLLECTIONS TO DATE (9)	CUMULATIVE INCOME DEPOSITED WITH BTR (10)	VARIANCE (11)=(4)-(9)	REMARKS (12)
		FOR THE QUARTER (3)	CUMULATIVE TO DATE (4)	FIRST MONTH (5)	SECOND MONTH (6)	THIRD MONTH (7)	TOTAL (8)=(5)+(6)+(7)				
<b>Other Receipts</b>											
Refund of Unutilized/Unused fund from Transfer of Fund		18,536,523.18	18,536,523.18	9,541,098.76	1,670,843.35	7,324,581.07	18,536,523.18	18,536,523.18	18,536,523.18	-	Project Implementation
Collection from Other Agency		6,416,005.49	6,416,005.49	-	416,005.49	6,000,000.00	6,416,005.49	6,416,005.49	6,416,005.49	-	
<b>Total Other Receipts</b>		24,952,528.67	24,952,528.67	9,541,098.76	2,086,848.84	13,324,581.07	24,952,528.67	24,952,528.67	24,952,528.67	-	
<b>Grand Total</b>				9,541,098.76	2,086,848.84	13,324,581.07	24,952,528.67	24,952,528.67	24,952,528.67	-	

Prepared by :

  
**MARY ANTOINETTE Z. PUNO**  
OIC, Accounting Division, FMS

Approved by:

  
**ARISTEO O. REYES**  
Director III, FMS

**QUARTERLY REPORT OF INCOME**  
For the Quarter Ending March 31, 2014  
( In Pesos)

Department : Department of Public Works & Highways  
Agency / OU : Nationwide  
Fund : 308602-CF-Receipts Deposited with the National Treasury other than (IATF)

BAR No. 4

CLASSIFICATION / SOURCES OF INCOME	UACS CODE	TARGETS		ACTUAL INCOME COLLECTIONS FOR THE QUARTER				CUMULATIVE INCOME COLLECTIONS TO DATE	CUMULATIVE INCOME DEPOSITED W/ BTR	VARIANCE	REMARKS
		FOR THE QUARTER	CUMULATIVE TO DATE	FIRST MONTH	SECOND MONTH	THIRD MONTH	TOTAL				
(1)	(2)	(3)	(4)	(5)	(6)	(7)	(8)=(5)+(6)+(7)	(9)	(10)	(11)=(4)-(9)	(12)
<b>Interest Income</b>	4020221000	13,402.06	13,402.06	-	3,003.67	10,398.39	13,402.06	13,402.06	3,003.67	-	
<b>Seminar Fee</b>	4020204000	331,000.00	331,000.00	75,950.00	152,500.00	93,000.00	321,450.00	321,450.00	150,450.00	9,550.00	
<b>Other Services Income</b>											
Mat.Quality & Standard Testing Fee	4020199099	16,084,469.45	16,084,469.45	4,710,372.50	5,896,754.71	5,477,326.16	16,084,453.37	16,084,453.37	15,345,389.97	16.08	
Accreditation Fee		327,000.33	327,000.33	84,000.00	77,000.00	166,000.00	327,000.00	327,000.00	190,579.69	0.33	
<i>Total Other Services Income</i>		<i>16,411,469.78</i>	<i>16,411,469.78</i>	<i>4,794,372.50</i>	<i>5,973,754.71</i>	<i>5,643,326.16</i>	<i>16,411,453.37</i>	<i>16,411,453.37</i>	<i>15,535,969.66</i>	<i>16.41</i>	
<b>Miscellaneous Income</b>											
Income from Books/Manuals		662,829.63	662,829.63	194,850.00	263,623.00	204,350.00	662,823.00	662,823.00	662,823.00	6.63	
Renumeration Income		2,204,947.96	2,204,947.96	-	1,284,497.50	920,428.41	2,204,925.91	2,204,925.91	2,204,925.91	22.05	Includes Payment of 10% extra remuneration per Board Resolution No. 229 dtd 08/21/02 of GSIS
Rent Income		77,669.42	77,669.42	13,762.20	28,771.51	35,134.93	77,668.64	77,668.64	77,008.25	0.78	
Bid Documents		98,578,636.55	98,578,636.55	38,813,113.44	33,514,984.21	26,250,440.32	98,578,537.97	98,578,537.97	79,286,799.97	98.58	
Fees from Copies of Documents obtained from COA	4020199099	20.00	20.00	-	-	20.00	20.00	20.00	20.00	-	Includes payment of 4 pages for 5.00/page for the copies of documents obtained from COA pursuant to COA Circular No. 2013-006 dtd 09/18/13.
Excavation Fee		430,296.75	430,296.75	13,196.35	19,273.68	396,666.17	429,136.20	429,136.20	429,136.20	1,160.55	
Toll Fees		9,249,369.28	9,249,369.28	3,586,935.00	2,879,200.00	2,783,034.28	9,249,169.28	9,249,169.28	9,249,169.28	200.00	
Collection of Disallowance		36,349.40	36,349.40	22,954.26	13,245.14	-	36,199.40	36,199.40	36,199.40	150.00	
Sale of Scrap		3,800.00	3,800.00	-	-	3,747.09	3,747.09	3,747.09	3,747.09	52.91	
Lodging Fee		15,676.00	15,676.00	8,900.00	6,600.00	-	15,500.00	15,500.00	15,500.00	176.00	
Supervision Fee		16,000.00	16,000.00	992.51	3,962.11	5,919.30	10,873.92	10,873.92	10,873.92	5,126.08	
Permit Fee		40,200.00	40,200.00	9,655.12	15,856.58	72,975.83	98,487.53	98,487.53	94,037.53	(58,287.53)	
Liquidated Damages		137,136.28	137,136.28	54,556.97	55,355.41	27,123.90	137,036.28	137,036.28	137,036.28	100.00	
<i>Total Miscellaneous Income</i>		<i>111,452,931.26</i>	<i>111,452,931.26</i>	<i>42,718,915.85</i>	<i>38,085,369.14</i>	<i>30,699,840.23</i>	<i>111,504,125.22</i>	<i>111,504,125.22</i>	<i>92,207,276.83</i>	<i>(51,193.96)</i>	
<b>Other Receipts</b>											
Various Refund		74,313.49	74,313.49	21,358.02	28,449.00	23,978.86	73,785.88	73,785.88	72,811.14	527.61	
<b>Grand Total</b>		<b>128,283,116.59</b>	<b>128,283,116.59</b>	<b>47,610,596.37</b>	<b>44,243,076.52</b>	<b>36,470,543.64</b>	<b>128,324,216.53</b>	<b>128,324,216.53</b>	<b>107,969,511.30</b>	<b>(41,099.94)</b>	

Prepared by :

  
**MARY ANTOINETTE Z. PUNO**  
OIC, Accounting Division, FMS

Approved by:

  
**ARISTEO O. REYES**  
Director III, FMS