

QUARTERLY PHYSICAL REPORT OF OPERATION
Ending 4th Quarter, FY 2016

Department
Agency
Operating Unit
Organization Code (UACS)

Department of Public Works and Highway

18

	Current Year Appropriations
	Supplemental Appropriations
	Continuing Appropriations
	Off-Budget Account

Particulars	UACS CODE	Physical Target					Physical Accomplishments (Completed Projects)					Variance	Remarks
		1st Quarter	2nd Quarter	3rd Quarter	4th Quarter	Total	1st Quarter	2nd Quarter	3rd Quarter	4th Quarter	Total		
1	2	3	4	5	6	7=(3+4+5+6)	8	9	10	11	12=(8+9+10+11)	13=(12-7)	16
<u>MFO 2 - Flood Management Services</u>													
1. No. of Flood Control Structures and Drainage Systems constructed/maintained(pr)		160	520	820	368	1,868	10	155	237	594	996	(872)	
% of Projects completed in accordance with plans and specifications			100	100	100	100	100	100	100	100			
% of Projects completed within contract time			100	100	100	100	6	30	29	161			
<u>MFO 3 - Construction and Maintenance Services of Other Infrastructure</u>													
1. Length of Access Roads leading to Airports constructed/improved (Km.)			4.705	12.045	33.555	50.305	-	-	1.115	6.13	7.247	(43.06)	
% of Projects completed in accordance with plans and specifications			100	100	100	100	-	-	100	100			
% of Projects completed within contract time			100	100	100	100	-	-	25	24			

QUARTERLY PHYSICAL REPORT OF OPERATION
Ending 4th Quarter, FY 2016

Department
Agency
Operating Unit
Organization Code (UACS)

Department of Public Works and Highway

18

	Current Year Appropriations
	Supplemental Appropriations
	Continuing Appropriations
	Off-Budget Account

Particulars	UACS CODE	Physical Target					Physical Accomplishments (Completed Projects)					Variance	Remarks
		1st Quarter	2nd Quarter	3rd Quarter	4th Quarter	Total	1st Quarter	2nd Quarter	3rd Quarter	4th Quarter	Total		
1	2	3	4	5	6	7=(3+4+5+6)	8	9	10	11	12=(8+9+10+11)	13=(12-7)	16
2. Length of Access Roads leading to sea ports constructed/improved (Km.)			6.455	33.120	48.450	88.025	-	-	7.495	18.70	26.196	(61.83)	
% of Projects completed in accordance with plans and specifications			100	100	100	100	-	-	100	100			
% of Projects completed within contract time			100	100	100	100	-	-	25	29			
3. Length of Access Roads leading to declared Tourist Destinations constructed/improved (Km.)		0.075	17.745	255.805	204.240	477.865	0.300	4.575	14.965	113.88	133.721	(344.14)	
% of Projects completed in accordance with plans and specifications			100	100	100	100	100	100	100	100			
% of Projects completed within contract time			100	100	100	100	100	27	12	38			
4. No. of Septage/Sewerage/Rain Water Collectors constructed			1,050	1,575	875	3,500	-	112	309	2,787	3,208	(292)	
% of Projects completed in accordance with plans and specifications			100	100	100	100	-	100	100	100			
% of Projects completed within contract time			100	100	100	100	-	11	20	319			

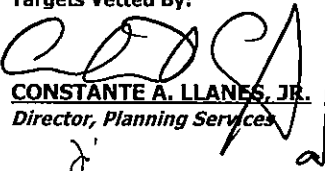
Department of Public Works and Highways
 Office of the Secretary


 WIN7Q43013


Targets Vetted By:


Quarterly Actual Accomplishments Vetted By:

Approved by:


CONSTANTE A. LLANES, JR.
 Director, Planning Services


RAFAEL D. YABUT
 Senior Undersecretary
 Undersecretary for Regional Operations in
 Visayas and Mindanao


ROMEO S. MOMO
 Undersecretary for Regional Operations in Luzon


MARK A. VILLAR
 Secretary

Date:

Date:

Date:

Date: