



Republic of the Philippines
DEPARTMENT OF PUBLIC WORKS AND HIGHWAYS
**SORSOGON SECOND
DISTRICT ENGINEERING OFFICE**
REGIONAL OFFICE V
Payawin, Gubat, Sorsogon

August 15, 2019

MEMORANDUM


FOR : **ARDELIZA R. MEDENILLA, MNSA, CESO I**
Undersecretary for Support Services
Department of Public Works and Highways
Bonifacio Drive, Port Area, Manila

THRU : **MA. VICTORIA S. GREGORIO**
OIC-Director, Procurement Service

SUBJECT : **UPDATED ANNUAL PROCUREMENT PLAN (APP)
FOR GOODS AND SERVICES-CY 2019 (2nd)**

In compliance with the provisions of Section 7.4 of the 2016 Revised IRR of RA 9184 and Section 2 of the DPM for Goods & Services, we are furnishing you herewith a copy of the Updated Annual Procurement Plan for Goods and Services CY 2019 - as of August 15, 2019 duly accomplished in the prescribed format.

For your reference and information.


WILFREDO D. FLORES
OIC- Asst. District Engineer
(Care-Taker / Office of the D.E.)

RO5.22.5/Procurement Unit/GLE



Republic of the Philippines
DEPARTMENT OF PUBLIC WORKS AND HIGHWAYS
SORSOGON SECOND
DISTRICT ENGINEERING OFFICE
REGIONAL OFFICE V
Payawin, Gubat, Sorsogon


ANNUAL PROCUREMENT PLAN FOR FY - 2019 for GOODS and SERVICES- UPDATED (2nd) as of AUGUST 15, 2019


Code (PAP)	Procurement Program / Project	PMO / End-User	Mode of Procurement	Schedule for Each Procurement Activity					Source of Funds	Estimated Budget (PHP)			REMARKS Brief Description of Program/Project
				Advertisement / Posting of IB/REI	Submission/ Opening of Bids	Notice of Award	Contract Signing			Total	MOOE	CO	
1	Common Office Supplies and Consumables to be Purchased at PS-DBM	Sorsogon 2nd DEO	Agency to Agency	N/A	N/A	N/A	N/A		GOP	302,999.19	302,999.19		
		3rd Quarter		N/A	N/A	N/A	N/A		GOP	315,138.61	315,138.61		
		4th Quarter											
2		Common Office Supplies / Devices (not Available @ PS-DBM)							GOP	669,512.38	669,512.38		
		3rd Quarter	Sorsogon 2nd DEO	Shopping	3rd Qtr.	3rd Qtr.	3rd Qtr.		GOP	728,748.88	728,748.88		
		4th Quarter	Sorsogon 2nd DEO	Shopping	4th Qtr.	4th Qtr.	4th Qtr.						
3	Office Equipment/ Devices & Accessories												
									GOP	38,900.00		38,900.00	
		2nd Quarter	Sorsogon 2nd DEO	Bidding / Shopping / SVP	2nd Qtr.	2nd Qtr.	2nd Qtr.		GOP	447,115.00		447,115.00	
		3rd Quarter	Sorsogon 2nd DEO	Bidding / Shopping / SVP	3rd Qtr.	3rd Qtr.	3rd Qtr.		GOP	445,070.00		445,070.00	
		4th Quarter	Sorsogon 2nd DEO	Bidding / Shopping / SVP	4th Qtr.	4th Qtr.	4th Qtr.						


Submitted by:

Recommended by:

Approved by:


GLENN L. ENESIO
Engineer III
Head - BAC Secretariat


SOCORRO EDEN D. CHAVEZ
Chief, Administrative Section
BAC Chairman


WILFREDO D. FLORES
OIC - Asst. District Engineer
Care-Taker / Office of the D.E.

ANNUAL PROCUREMENT PLAN FOR FY - 2019 for GOODS and SERVICES- UPDATED (2nd) as of AUGUST 15, 2019

Code (PAP)	Procurement Program / Project	PMO / End-User	Mode of Procurement	Schedule for Each Procurement Activity					Source of Funds	Estimated Budget (Php)			REMARKS Brief Description of Program/Project
				Advertisement / Posting of IB/REI	Submission/ Opening of Bids	Notice of Award	Contract Signing			Total	MOOE	CO	
4	Photographic/Audio & Visual Equipment & Supplies												
	3rd Quarter	Sorsogon 2nd DEO	Shopping/Direct Contracting /SVP	3rd Qtr.	3rd Qtr.	3rd Qtr.	3rd Qtr.		GOP	572,983.60		572,983.60	
	4th Quarter	Sorsogon 2nd DEO	Shopping/Direct Contracting /SVP	4th Qtr.	4th Qtr.	4th Qtr.	4th Qtr.		GOP	552,750.00		552,750.00	
5	Computer/IT Devices and Accessories												
	1st Quarter	Sorsogon 2nd DEO	Bidding / Shopping/Direct Contracting / SVP	1st Qtr.	1st Qtr.	1st Qtr.	1st Qtr.		GOP	12,500.00		12,500.00	
	3rd Quarter	Sorsogon 2nd DEO		3rd Qtr.	3rd Qtr.	3rd Qtr.	3rd Qtr.		GOP	6,133,088.10		6,133,088.10	
	4th Quarter	Sorsogon 2nd DEO		4th Qtr.	4th Qtr.	4th Qtr.	4th Qtr.		GOP	6,989,798.00		6,989,798.00	
6	Common Electrical Supplies												
	3rd Quarter	Sorsogon 2nd DEO	Shopping/SVP	3rd Qtr.	3rd Qtr.	3rd Qtr.	3rd Qtr.		GOP	896,919.80	896,919.80		
	4th Quarter	Sorsogon 2nd DEO	Shopping	4th Qtr.	4th Qtr.	4th Qtr.	4th Qtr.		GOP	78,004.80	78,004.80		
7	Janitorial Supplies												
	3rd Quarter	Sorsogon 2nd DEO	Shopping	3rd Qtr.	3rd Qtr.	3rd Qtr.	3rd Qtr.		GOP	119,678.25	119,678.25		
	4th Quarter	Sorsogon 2nd DEO	Shopping	4th Qtr.	4th Qtr.	4th Qtr.	4th Qtr.		GOP	113,119.75	113,119.75		
8	Furnitures & Fixtures												
	2nd Quarter	Sorsogon 2nd DEO	Shopping/Bidding/SVP	2nd Qtr.	2nd Qtr.	2nd Qtr.	2nd Qtr.		GOP	153,000.00		153,000.00	
	3rd Quarter	Sorsogon 2nd DEO	Shopping/Bidding/SVP	3rd Qtr.	3rd Qtr.	3rd Qtr.	3rd Qtr.		GOP	314,500.00		314,500.00	
	4th Quarter	Sorsogon 2nd DEO	Shopping/Bidding/SVP	4th Qtr.	4th Qtr.	4th Qtr.	4th Qtr.		GOP	550,000.00		550,000.00	


Submitted by:

Recommended by:

Approved by:


GLENN L. ENESIO
Engineer III
Head - BAC Secretariat


SOCORRO EDEN D. CHAVEZ
Chief, Administrative Section
BAC Chairman


WILFREDO D. FLORES
OIC - Asst. District Engineer
Care-Taker / Office of the D.E.

ANNUAL PROCUREMENT PLAN FOR FY - 2019 for GOODS and SERVICES- UPDATED (2nd) as of AUGUST 15, 2019

ANNUAL PROCUREMENT PLAN FOR 2025-2026													
Code (PAP)	Procurement Program / Project	PMO / End-User	Mode of Procurement	Schedule for Each Procurement Activity				Source of Funds	Estimated Budget (Php)			REMARKS Brief Description of Program/Project	
				Advertisement / Posting of IB/REI	Submission/ Opening of Bids	Notice of Award	Contract Signing		Total	MOOE	CO		
9	Other Categories												
	1st Quarter	Sorsogon 2nd DEO	Shopping/Bidding / Direct Contracting / SVP	1st Qtr.	1st Qtr.	1st Qtr.	1st Qtr.	GOP	31,500.00		31,500.00		
	2nd Quarter	Sorsogon 2nd DEO	Shopping/Bidding / Direct Contracting / SVP	2nd Qtr.	2nd Qtr.	2nd Qtr.	2nd Qtr.	GOP	699,700.00		699,700.00		
	3rd Quarter	Sorsogon 2nd DEO	Shopping/Bidding / Direct Contracting / SVP	3rd Qtr.	3rd Qtr.	3rd Qtr.	3rd Qtr.	GOP	4,294,619.00		4,294,619.00		
	4th Quarter	Sorsogon 2nd DEO	Shopping/Bidding / Direct Contracting / SVP	4th Qtr.	4th Qtr.	4th Qtr.	4th Qtr.	GOP	2,366,330.00		2,366,330.00		
10	Laboratory Equipment/Apparatus/Calibration of Equipment/ Consumables												
	3rd Quarter	Sorsogon 2nd DEO	Shopping/Bidding / Direct Contracting / SVP	3rd Qtr.	3rd Qtr.	3rd Qtr.	3rd Qtr.	GOP	3,000,200.00		3,000,200.00		
	4th Quarter	Sorsogon 2nd DEO	Shopping/Bidding / Direct Contracting / SVP	4th Qtr.	4th Qtr.	4th Qtr.	4th Qtr.	GOP	5,028,775.50		5,028,775.50		
11	Roadside & Carriageway Materials												
	2nd Quarter	Sorsogon 2nd DEO	Bidding / SVP	2nd Qtr.	2nd Qtr.	2nd Qtr.	2nd Qtr.	GOP	305,570.00		305,570.00		
	3rd Quarter	Sorsogon 2nd DEO	Bidding / SVP	3rd Qtr.	3rd Qtr.	3rd Qtr.	3rd Qtr.	GOP	13,216,625.00		13,216,625.00		
	4th Quarter	Sorsogon 2nd DEO	Bidding / SVP	4th Qtr.	4th Qtr.	4th Qtr.	4th Qtr.	GOP	9,679,595.00		9,679,595.00		
12	Purchase of Service Vehicles/ Heavy Equipment												
	3rd Quarter	Sorsogon 2nd DEO	Bidding	3rd Qtr.	3rd Qtr.	3rd Qtr.	3rd Qtr.	GOP	700,000.00		700,000.00		
	4th Quarter	Sorsogon 2nd DEO	Bidding	3rd Qtr.	3rd Qtr.	3rd Qtr.	3rd Qtr.	GOP	6,000,000.00		6,000,000.00		


Submitted by:

Recommended by:

Approved by:


GLENN L. ENESIO
Engineer III
Head, PAC Secretariat


SOCORRO EDEN D. CHAVEZ
Chief, Administrative Section
PAC Chairman
Page 3 of 5


WILFREDO D. FLORES
OIC - Asst. District Engineer
Care-Taker / Office of the D.E.

ANNUAL PROCUREMENT PLAN FOR FY - 2019 for GOODS and SERVICES- UPDATED (2nd) as of AUGUST 15, 2019

ANNUAL PROCUREMENT PLAN FOR FY - 2019 FOR GOODS AND SERVICES													
Code (PAP)	Procurement Program / Project	PMO / End-User	Mode of Procurement	Schedule for Each Procurement Activity				Source of Funds	Estimated Budget (PHP)			REMARKS Brief Description of Program/Project	
				Advertisement / Posting of IB/REI	Submission/ Opening of Bids	Notice of Award	Contract Signing		Total	MOOE	CO		
13	Service Vehicles and Heavy Eqpt.- spareparts/ consumables & repair												
	1st Quarter	Sorsogon 2nd DEO	Bidding / SVP /Shopping	1st Qtr.	1st Qtr.	1st Qtr.	1st Qtr.	GOP	143,865.40	143,865.40			
	2nd Quarter	Sorsogon 2nd DEO	Bidding / SVP /Shopping	2nd Qtr.	2nd Qtr.	2nd Qtr.	2nd Qtr.	GOP	1,017,833.26	1,017,833.26			
	3rd Quarter	Sorsogon 2nd DEO	Bidding / SVP /Shopping	3rd Qtr.	3rd Qtr.	3rd Qtr.	3rd Qtr.	GOP	1,807,950.00	1,807,950.00			
	4th Quarter	Sorsogon 2nd DEO	Bidding / SVP /Shopping	4th Qtr.	4th Qtr.	4th Qtr.	4th Qtr.	GOP	2,734,500.00	2,734,500.00			
14	Minor Equipment (Purchase)												
	2nd Quarter	Sorsogon 2nd DEO	Bidding / SVP /Shopping	2nd Qtr.	2nd Qtr.	2nd Qtr.	2nd Qtr.	GOP	1,335,000.00		1,335,000.00		
	3rd Quarter	Sorsogon 2nd DEO	Bidding / SVP /Shopping	3rd Qtr.	3rd Qtr.	3rd Qtr.	3rd Qtr.	GOP	1,000,000.00		1,000,000.00		
	4th Quarter	Sorsogon 2nd DEO	Bidding / SVP /Shopping	4th Qtr.	4th Qtr.	4th Qtr.	4th Qtr.	GOP	160,000.00		160,000.00		
15	Minor Equipment, Spareparts/ Consumables and repair												
	2nd Quarter	Sorsogon 2nd DEO	Bidding / SVP /Shopping	2nd Qtr.	2nd Qtr.	2nd Qtr.	2nd Qtr.	GOP	289,100.00	289,100.00			
	3rd Quarter	Sorsogon 2nd DEO	Bidding / SVP /Shopping	3rd Qtr.	3rd Qtr.	3rd Qtr.	3rd Qtr.	GOP	617,250.00	617,250.00			
	4th Quarter	Sorsogon 2nd DEO	Bidding / SVP /Shopping	4th Qtr.	4th Qtr.	4th Qtr.	4th Qtr.	GOP	615,350.00	615,350.00			


Submitted by:

Recommended by:

Approved by:


GLENN L. ENESIO
 Engineer III
 Head - BAC Secretariat


SOCORRO EDEN D. CHAVEZ
 Chief, Administrative Section
 BAC Chairman


WILFREDO D. FLORES
 OIC - Asst. District Engineer
 Care-Taker / Office of the D.E.


ANNUAL PROCUREMENT PLAN FOR FY - 2019 for GOODS and SERVICES- UPDATED (2nd) as of AUGUST 15, 2019


Code (PAP)	Procurement Program / Project	PMO / End-User	Mode of Procurement	Schedule for Each Procurement Activity					Source of Funds	Estimated Budget (Php)			REMARKS Brief Description of Program/Projec t
				Advertisement / Posting of IB/REI	Submission/ Opening of Bids	Notice of Award	Contract Signing			Total	MOOE	CO	
16	Handtools												
	2nd Quarter	Sorsogon 2nd DEO	Shopping / SVP	2nd Qtr.	2nd Qtr.	2nd Qtr.	2nd Qtr.		GOP	162,300.00		162,300.00	
	3rd Quarter	Sorsogon 2nd DEO	Shopping / SVP	3rd Qtr.	3rd Qtr.	3rd Qtr.	3rd Qtr.		GOP	176,330.00		176,330.00	
	4th Quarter	Sorsogon 2nd DEO	Shopping / SVP	4th Qtr.	4th Qtr.	4th Qtr.	4th Qtr.		GOP	45,125.00		45,125.00	
17	Fuel / Lubricants / Fuel Additives / Anti-Corrosive												
	1st Quarter	Sorsogon 2nd DEO	Shopping/Direct Contracting	1st Qtr.	1st Qtr.	1st Qtr.	1st Qtr.		GOP	1,059,565.39	1,059,565.39		
	2nd Quarter	Sorsogon 2nd DEO	Shopping/Direct Contracting	2nd Qtr.	2nd Qtr.	2nd Qtr.	2nd Qtr.		GOP	985,644.86	985,644.86		
	3rd Quarter	Sorsogon 2nd DEO	Shopping/Direct Contracting	3rd Qtr.	3rd Qtr.	3rd Qtr.	3rd Qtr.		GOP	1,584,880.00	1,584,880.00		
	4th Quarter	Sorsogon 2nd DEO	Shopping/Direct Contracting	4th Qtr.	4th Qtr.	4th Qtr.	4th Qtr.		GOP	1,584,880.00	1,584,880.00		
18	Installation of Building Facilities												
	4th Quarter	Sorsogon 2nd DEO	Bidding / SVP /Shopping	4th Qtr.	4th Qtr.	4th Qtr.	4th Qtr.		GOP	1,800,000.00		1,800,000.00	
	GRAND TOTAL									81,876,314.77	15,664,940.57	66,211,374.20	


Submitted by:

Recommended by:

Approved by:


GLENN L. ENESIO
Engineer III
Head - BAC Secretariat


SOCORRO EDEN D. CHAVEZ
Chief, Administrative Section
BAC Chairman


WILFREDO D. FLORES
OIC - Asst. District Engineer
Care-Taker / Office of the D.E.

CONSOLIDATED ANNUAL PROCUREMENT PLAN CY 2019 (Updated - 2nd)
Sorsogon 2nd DEO

1.0	Common-Use Items (Consumables (To be Purchased at PS DBM))				
OFFICES	1st	2nd	3rd	4th	TOTAL
1. Administrative	-	-	28,325.27	45,500.17	73,825.44
2. Construction	-	-	72,122.53	84,968.13	157,090.66
3. Finance	-	-	34,046.31	39,312.74	73,359.05
4. Planning & Design	-	-	6,902.01	10,361.07	17,263.08
5. Maintenance	-	-	23,384.35	7,797.07	31,181.42
6. Quality Assurance	-	-	49,130.38	50,150.42	99,280.80
7. Office of the DE	-	-	38,060.47	32,167.20	70,227.67
8. Procurement Unit	-	-	51,027.87	44,881.81	95,909.68
TOTAL	-	-	302,999.19	315,138.61	618,137.80


2.0	Common Office Supplies / Devices (Not Avail @ PS-DBM)				
OFFICES	1st	2nd	3rd	4th	TOTAL
1. Administrative	-	-	148,782.08	199,656.24	348,438.32
2. Construction	-	-	25,900.00	41,842.00	67,742.00
3. Finance	-	-	81,020.30	78,472.64	159,492.94
4. Planning & Design	-	-	148,332.00	103,980.00	252,312.00
5. Maintenance	-	-	123,780.00	107,245.00	231,025.00
6. Quality Assurance	-	-	58,280.00	59,280.00	117,560.00
7. Office of the DE	-	-	13,200.00	13,200.00	26,400.00
8. Procurement Unit	-	-	83,418.00	125,073.00	208,491.00
TOTAL	-	-	669,512.38	728,748.88	1,398,261.26

3.0	Office Equipment, Devices & Accessories				
OFFICES	1st	2nd	3rd	4th	TOTAL
1. Administrative	-	-	114,510.00	223,190.00	337,700.00
2. Construction	-	-	14,000.00	25,000.00	39,000.00
3. Finance	-	-	48,000.00	1,500.00	49,500.00
4. Planning & Design	-	-	77,500.00	112,900.00	190,400.00
5. Maintenance	-	-	60,000.00	60,000.00	120,000.00
6. Quality Assurance	-	-	113,000.00	113,000.00	226,000.00
7. Office of the DE	-	-	20,105.00	22,480.00	42,585.00
8. Procurement Unit	-	-	447,115.00	445,070.00	892,185.00
TOTAL	-	-	38,900.00	447,115.00	892,185.00


4.0	Photographic / Audio & Visual Equipment & Supplies				
OFFICES	1st	2nd	3rd	4th	TOTAL
1. Administrative	-	-	18,000.00	50,000.00	68,000.00
2. Construction	-	-	300,000.00	200,000.00	500,000.00
3. Finance	-	-	199,983.60	102,750.00	302,733.60
4. Planning & Design	-	-	-	200,000.00	200,000.00
5. Maintenance	-	-	55,000.00	-	55,000.00
6. Quality Assurance	-	-	-	-	-
7. Office of the DE	-	-	-	-	-
8. Procurement Unit	-	-	572,983.60	552,750.00	1,125,733.60
TOTAL	-	-	572,983.60	552,750.00	1,125,733.60

5.0	ICT & Computer Equipment, Devices, Accessories & Supplies				
OFFICES	1st	2nd	3rd	4th	TOTAL
1. Administrative	-	-	222,140.00	1,178,290.00	1,400,430.00
2. Construction	-	-	1,843,508.00	1,004,608.00	2,848,116.00
3. Finance	-	-	708,720.00	459,370.00	1,168,090.00
4. Planning & Design	-	-	2,065,520.10	1,902,280.00	3,967,800.10
5. Maintenance	-	-	654,350.00	1,040,350.00	1,694,700.00
6. Quality Assurance	-	-	435,350.00	310,100.00	745,450.00
7. Office of the DE	-	-	85,000.00	685,000.00	770,000.00
8. Procurement Unit	-	-	118,500.00	409,800.00	528,300.00
TOTAL	-	-	6,133,088.10	6,989,798.00	13,122,886.10


6.0	Common Electrical Equipment, Component & Supplies				
OFFICES	1st	2nd	3rd	4th	TOTAL
1. Administrative	-	-	744,870.00	51,430.00	796,300.00
2. Construction	-	-	7,900.00	7,900.00	15,800.00
3. Finance	-	-	1,530.00	1,355.00	2,885.00
4. Planning & Design	-	-	48,300.00	-	48,300.00
5. Maintenance	-	-	9,000.00	-	9,000.00
6. Quality Assurance	-	-	73,200.00	2,700.00	75,900.00
7. Office of the DE	-	-	12,119.80	14,619.80	26,739.60
8. Procurement Unit	-	-	896,919.80	78,004.80	974,924.60
TOTAL	-	-	896,919.80	78,004.80	974,924.60

Submitted by:

GLENN L. ENESIO
 Engineer III
 Head, BAC Secretariat

Recommended by:


SOCORRO EDEN D. CHAVEZ
 Administrative Officer V
 BAC Chairman

Approved by:


WILFREDO D. FLORES
 OIC - Asst. District Engineer
 (Care-Taker/ Office of the D.E.)

CONSOLIDATED ANNUAL PROCUREMENT PLAN CY 2019 (Updated - 2nd)
Sorsogon 2nd DEO

7.0	Common Janitorial Supplies				TOTAL
	1st	2nd	3rd	4th	
OFFICES					
1. Administrative			40,561.50	80,283.00	120,844.50
2. Construction			4,356.00	4,356.00	8,712.00
3. Finance			200.00	200.00	400.00
4. Planning & Design			920.00	640.00	1,560.00
5. Maintenance			18,000.00	2,000.00	20,000.00
6. Quality Assurance			47,000.00	17,000.00	64,000.00
7. Office of the DE			8,640.75	8,640.75	17,281.50
8. Procurement Unit					
TOTAL			119,678.25	113,119.75	232,798.00

8.0	Furnitures & Fixtures				TOTAL
	1st	2nd	3rd	4th	
OFFICES					
1. Administrative		153,000.00	32,500.00	70,000.00	255,500.00
2. Construction				400,000.00	400,000.00
3. Finance			167,000.00		167,000.00
4. Planning & Design				30,000.00	30,000.00
5. Maintenance			75,000.00	10,000.00	85,000.00
6. Quality Assurance			40,000.00	40,000.00	80,000.00
7. Office of the DE					
8. Procurement Unit		153,000.00	314,500.00	550,000.00	1,017,500.00
TOTAL					

9.0	Other Categories				TOTAL
	1st	2nd	3rd	4th	
OFFICES					
1. Administrative		490,000.00	879,935.00	914,220.00	2,284,155.00
2. Construction			60,000.00	60,000.00	140,000.00
3. Finance		20,000.00	1,842,084.00	336,460.00	2,335,044.00
4. Planning & Design	31,500.00	125,000.00	234,950.00	678,000.00	912,950.00
5. Maintenance			1,155,150.00	255,150.00	1,450,000.00
6. Quality Assurance		39,700.00	122,500.00	122,500.00	270,000.00
7. Office of the DE					
8. Procurement Unit	31,500.00	699,700.00	4,294,619.00	2,366,330.00	7,392,149.00
TOTAL					

10.0	Laboratory Equipment/Apparatus/Calibration of Equipment/ Consumables				TOTAL
	1st	2nd	3rd	4th	
OFFICES					
1. Administrative					-
2. Construction					-
3. Finance					-
4. Planning & Design			3,000,200.00	5,028,775.50	8,028,975.50
5. Maintenance					-
6. Quality Assurance					
7. Office of the DE					
8. Procurement Unit			3,000,200.00	5,028,775.50	8,028,975.50
TOTAL					

11.0	Roadside & Carriageway Materials				TOTAL
	1st	2nd	3rd	4th	
OFFICES					
1. Administrative					-
2. Construction					-
3. Finance					-
4. Planning & Design		305,570.00	13,216,625.00	9,679,595.00	23,201,790.00
5. Maintenance					-
6. Quality Assurance					-
7. Office of the DE					-
8. Procurement Unit					-
TOTAL		305,570.00	13,216,625.00	9,679,595.00	23,201,790.00

12.0	Purchase of Service Vehicles/ Heavy Equipment				TOTAL
	1st	2nd	3rd	4th	
OFFICES					
1. Administrative				1,500,000.00	1,500,000.00
2. Construction					-
3. Finance					-
4. Planning & Design			700,000.00	4,500,000.00	5,200,000.00
5. Maintenance					-
6. Quality Assurance					
7. Office of the DE					
8. Procurement Unit			700,000.00	6,000,000.00	6,700,000.00
TOTAL					

Submitted by:

GLENN L. ENESIO

Engineer III
Head - BAC Secretariat

Recommended by:

SOCORRO EDEN D. CHAVEZ

Administrative Officer V
BAC Chairman

Approved by:

WILFREDO D. FLORES

OIC - Asst. District Engineer
(Care-Taker/ Office of the D.E.)

CONSOLIDATED ANNUAL PROCUREMENT PLAN CY 2019 (Updated - 2nd)
Sorsogon 2nd DEO

13.0	Service Vehicles and Heavy Eqp't - spareparts/consumables & repair				
OFFICES	1st	2nd	3rd	4th	TOTAL
1. Administrative					-
2. Construction	30,000.00	184,650.00	52,500.00	218,500.00	485,650.00
3. Finance					-
4. Planning & Design	36,979.00	174,401.30	337,500.00	150,000.00	698,880.30
5. Maintenance	76,886.40	496,861.96	817,950.00	1,786,000.00	3,157,698.36
6. Quality Assurance		101,920.00	340,000.00	340,000.00	781,920.00
7. Office of the DE		60,000.00	260,000.00	260,000.00	580,000.00
8. Procurement Unit					-
TOTAL	143,865.40	1,017,833.26	1,807,950.00	2,734,500.00	5,704,148.66

15.0	Minor Equipment , Spareparts/ Consumables and repair				
OFFICES	1st	2nd	3rd	4th	TOTAL
1. Administrative					-
2. Construction					-
3. Finance					-
4. Planning & Design		289,100.00	617,250.00	615,350.00	1,521,700.00
5. Maintenance					-
6. Quality Assurance					-
7. Office of the DE					-
8. Procurement Unit					-
TOTAL	-	289,100.00	617,250.00	615,350.00	1,521,700.00

17.0	Fuel /Lubricants/Fuel Additives/ Anti-Corrosive				
OFFICES	1st	2nd	3rd	4th	TOTAL
1. Administrative	26,800.00	32,800.00			59,600.00
2. Construction	38,560.00	45,560.00	64,660.00	64,660.00	213,440.00
3. Finance					-
4. Planning & Design	120,160.00	100,568.00	200,000.00	200,000.00	620,728.00
5. Maintenance	753,920.00	684,640.00	880,720.00	880,720.00	3,200,000.00
6. Quality Assurance	55,125.39	46,076.86	110,000.00	110,000.00	321,202.25
7. Office of the DE	65,000.00	76,000.00	329,500.00	329,500.00	800,000.00
8. Procurement Unit					-
TOTAL	1,059,565.39	985,644.86	1,584,880.00	1,584,880.00	5,214,970.25

14.0	Minor Equipment (Purchase)				
OFFICES	1st	2nd	3rd	4th	TOTAL
1. Administrative					-
2. Construction					-
3. Finance					-
4. Planning & Design		1,335,000.00	1,000,000.00	160,000.00	2,495,000.00
5. Maintenance					-
6. Quality Assurance					-
7. Office of the DE					-
8. Procurement Unit					-
TOTAL	-	1,335,000.00	1,000,000.00	160,000.00	2,495,000.00

16.0	Handtools				
OFFICES	1st	2nd	3rd	4th	TOTAL
1. Administrative					-
2. Construction					-
3. Finance					-
4. Planning & Design		162,300.00	176,330.00	45,125.00	383,755.00
5. Maintenance					-
6. Quality Assurance					-
7. Office of the DE					-
8. Procurement Unit					-
TOTAL	-	162,300.00	176,330.00	45,125.00	383,755.00

18.0	Installation of Building Facilities				
OFFICES	1st	2nd	3rd	4th	TOTAL
1. Administrative					-
2. Construction					-
3. Finance					-
4. Planning & Design				1,800,000.00	1,800,000.00
5. Maintenance					-
6. Quality Assurance					-
7. Office of the DE					-
8. Procurement Unit					-
TOTAL	-	-	-	1,800,000.00	1,800,000.00

Submitted by:

GLENN L. ENESIO
 Engineer III
 Head / BAC Secretariat

Recommended by:

SOCORRO EDEN D. CHAVEZ
 Administrative Officer V
 BAC Chairman

Approved by:

WILFREDO D. FLORES
 OIC - Asst. District Engineer
 (Care-Taker/ Office of the D.E.)