

QUARTERLY REPORT OF REVENUE AND OTHER RECEIPTS
As at the Quarter Ending June 30, 2019

Department : Department of Public Works and Highways
Agency/Entity :
Operating Unit : Nationwide
Organization Code (UACS) :
Fund Cluster : 01 - REGULAR AGENCY FUND

Classification/Sources of Revenue and Other Receipts	UACS Code	REVENUE TARGET (Annual) per BESF	Actual Revenue and Other Receipts Collections					Cumulative Remittance/Deposits to Date			Variance		Remarks
			1st Quarter	2nd Quarter	3rd Quarter	4th Quarter	TOTAL	Remittance to BTr	Deposited with AGDB	Total	Amount	%	
1	2	3	4	5	6	7	8=(4+5+6+7)	9	10	11=(9+10)	12=(8-3)	13=(12/3)	14
A. Regular Agency Fund (Fund Cluster Code 01)													
A.1. Revenue Collections													
A.1.1 Cash Revenue													
Non-Tax													
Permit Fees	40201010	2,111,749.16	123,831.83	22,746.09			146,577.92	146,577.92	-	146,577.92	(1,965,171.24)	7%	
Clearance Fee	40201040	17,209.09	66,500.00	84,200.00			150,700.00	150,700.00	-	150,700.00	133,490.91	876%	
Certification Fee	40201040	183,659.40	35,870.94	25,120.94			60,991.88	60,991.88	-	60,991.88	(122,667.52)	33%	
Processing Fees	40201130	546,911.42	15,700.00	15,500.00			31,200.00	18,700.00	-	18,700.00	(515,711.42)	6%	Includes Protest Fees
Verification and Authentication Fees	40201110	1,673,984.10	474,500.00	312,500.00			787,000.00	787,000.00	-	787,000.00	(886,984.10)	47%	
Road Network Fees	40202080	47,494,902.21	4,949,645.00	3,299,475.00			8,249,120.00	8,249,120.00	-	8,249,120.00	(39,245,782.21)	17%	
Supervision Fee	40201070	8,900,171.85	4,522,071.18	1,393,581.40			5,915,652.58	5,889,688.52	9,813.59	5,899,502.11	(2,984,519.27)	66%	Includes Excavation Fee
Other Service Income	40201990	491,311,425.79	54,802,765.72	45,007,778.49			99,810,544.21	99,260,334.71	38,616.50	99,298,951.21	(391,500,881.58)	20%	Material Testing Fees
Rent/Lease Income	40202050	254,947.25	164,791.72	225,738.66			390,530.38	338,579.92	51,950.46	390,530.38	135,583.13	153%	
Interest Income	40202210	921,120.00	9,730.90	32,431.90			42,162.80	7,456.77	30,488.78	37,945.55	(878,957.20)	5%	
Other Business Income	40202990	974,720.84	23,650.00	21,605.00			45,255.00	45,255.00	-	45,255.00	(929,465.84)	5%	Income from sale of books/manuals
Income from Hostels/Dormitories and Other Like Facilities	40202130	612,641.01	34,050.00	31,350.00			65,400.00	65,400.00	-	65,400.00	(547,241.01)	11%	
Sale of Unserviceable Property	40601020	9,510,318.80	774,132.00	5,990,296.77			6,764,428.77	6,737,383.34	-	6,737,383.34	(2,745,890.03)	71%	
Fines and Penalties - Service Income	40201140	16,893,754.82	130,080.36	440,454.85			570,535.21	-	-	-	(16,323,219.61)	3%	

QUARTERLY REPORT OF REVENUE AND OTHER RECEIPTS
As at the Quarter Ending June 30, 2019

Department : Department of Public Works and Highways
Agency/Entity :
Operating Unit : Nationwide
Organization Code (UACS) :
Fund Cluster : 01 - REGULAR AGENCY FUND

Classification/Sources of Revenue and Other Receipts	UACS Code	REVENUE TARGET (Annual) per BESF	Actual Revenue and Other Receipts Collections					Cumulative Remittance/Deposits to Date			Variance		Remarks
			1st Quarter	2nd Quarter	3rd Quarter	4th Quarter	TOTAL	Remittance to BTr	Deposited with AGDB	Total	Amount	%	
1	2	3	4	5	6	7	8=(4+5+6+7)	9	10	11=(9+10)	12=(8-3)	13=(12/3)	14
Miscellaneous Income (e.g., liquidated damages, proceeds from sale of unserviceable PPE, etc.)	40609990	2,578,462.50	3,411,267.31	7,856,905.64			11,268,172.95	10,160,018.97	-	10,160,018.97	8,689,710.45	437%	Penalties for late deliveries/Liquidated damages/Fees from copies obtained from COA
Others		1,517,238.75	1,503,868.75	13,370.00			1,517,238.75	1,517,238.75	-	1,517,238.75	-	100%	Registration Fee/Excess Bidders fee
A.1.2 Non-Cash Revenue Non-Tax													
Collections effected through outright deductions from claims													
Miscellaneous Income (e.g., liquidated damages)	40609990	2,578,462.50	43,032,790.38	47,429,355.15			90,462,145.53	78,187,076.01	-	78,187,076.01	87,883,683.03	3508%	
A.2. Non-Revenue Collections/Other Receipts													
A.2.1 Cash Receipts													
Refund of Cash Advances		3,440,324.73	3,127,567.94	5,551,587.73			8,679,155.67	7,426,027.76	42,614.28	7,468,642.04	5,238,830.94	252%	
Refund of Overpayments		6,460,977.48	5,873,615.89	5,058,827.70			10,932,443.59	9,855,838.85	335,510.45	10,191,349.30	4,471,466.11	169%	
Refund of excess Petty cash and other various refunds		150,098.15	136,452.86	1,232.75			137,685.61	96,067.71	-	96,067.71	(12,412.54)	92%	
Refund of unutilized Fund Transfers		1,448,304.62	1,316,640.56	16,517,606.98			17,834,247.54	6,782,909.37	-	6,782,909.37	16,385,942.92	1231%	
Disallowances	10305010	2,840,465.54	2,582,241.40	3,726,085.39			6,308,326.79	6,093,714.29	-	6,093,714.29	3,467,861.25	222%	
Performance Bond	20401040	698,191.58	634,719.62	492,492.12			1,127,211.74	795,884.29	-	795,884.29	429,020.16	161%	
Restitution of loss		45,293.00	-	45,293.00			45,293.00	45,293.00	-	45,293.00	-	100%	

QUARTERLY REPORT OF REVENUE AND OTHER RECEIPTS
As at the Quarter Ending June 30, 2019

Department : Department of Public Works and Highways
Agency/Entity :
Operating Unit : Nationwide
Organization Code (UACS) :
Fund Cluster : 01 - REGULAR AGENCY FUND

Classification/Sources of Revenue and Other Receipts	UACS Code	REVENUE TARGET (Annual) per BESF	Actual Revenue and Other Receipts Collections					Cumulative Remittance/Deposits to Date			Variance		Remarks
			1st Quarter	2nd Quarter	3rd Quarter	4th Quarter	TOTAL	Remittance to BTr	Deposited with AGDB	Total	Amount	%	
1	2	3	4	5	6	7	8=(4+5+6+7)	9	10	11=(9+10)	12=(8-3)	13=(12/3)	14
Others (e.g. AWOP)		46,704.52	45,344.19	139,119.57			184,463.76	191,672.60	0.30	191,672.90	137,759.24	395%	Restoration Cost/Sale of Accountable Forms/Guaranty Deposits/Covered Court Rentals/Surcharge paid by employee
A.2.2 Non-Cash Receipts													
Collections effected through outright deductions from claims													
Overpayment of expenses		1,043,382.90	948,529.91	614,181.00			1,562,710.91	1,562,710.91	-	1,562,710.91	519,328.01	150%	
Disallowances	10305010	1,060,222.83	963,838.94	7,209,106.51			8,172,945.45	1,043,536.45	-	1,043,536.45	7,112,722.62	771%	
TOTAL		607,029,875.23	129,704,197.40	151,557,942.64	-	-	281,262,140.04	245,515,177.02	508,994.36	246,024,171.38	(325,767,735.19)	-54%	

QUARTERLY REPORT OF REVENUE AND OTHER RECEIPTS
As at the Quarter Ending June 30, 2019

Department :
 Agency/Entity :
 Operating Unit : Nationwide
 Organization Code (UACS) :
 Fund Cluster : 02 - FOREIGN ASSISTED PROJECT FUNDS

Classification/Sources of Revenue and Other Receipts	UACS Code	REVENUE TARGET (Annual) per BESF	Actual Revenue and Other Receipts Collections					Cumulative Remittance/Deposits to Date			Variance		Remarks
			1st Quarter	2nd Quarter	3rd Quarter	4th Quarter	TOTAL	Remittance to BTr	Deposited with AGDB	Total	Amount	%	
1	2	3	4	5	6	7	8=(4+5+6+7)	9	10	11=(9+10)	12=(8-3)	13=(12/3)	14
B. Foreign-Assisted Project Fund (Fund Cluster Code 02)													
B.1. Revenue Collections													
B.1.1 Cash Revenue													
Non-Tax													
Interest Income	40202210	307,040.00	5,334.77	8,309.00			13,643.77	-	-	-	(293,396.23)	-96%	
B.1.2 Non-Cash Revenue													
Non-Tax													
Collections effected through outright deductions from claims													
Miscellaneous Income (e.g., liquidated damages)	40609990	1,718,975.00	37,367.76	1,276.51			38,644.27	-	-	-	(1,680,330.73)	-98%	
B.2. Non-Revenue Collections/Other Receipts													
B.2.1 Cash Receipts													
Others													
Others (e.g. AWOP)		4,290.00	-	4,290.00			4,290.00	8,580.00	-	8,580.00	-	0%	
TOTAL		2,030,305.00	42,702.53	13,875.51	-	-	56,578.04	8,580.00	-	8,580.00	(1,973,726.96)	-97%	

QUARTERLY REPORT OF REVENUE AND OTHER RECEIPTS
As at the Quarter Ending June 30, 2019

Department : Department of Public Works and Highways
 Agency/Entity : _____
 Operating Unit : Nationwide
 Organization Code (UACS) : _____
 Fund Cluster : 03 - Special Accounts - Locally Funded

Classification/Sources of Revenue and Other Receipts	UACS Code	REVENUE TARGET (Annual) per BESF	Actual Revenue and Other Receipts Collections					Cumulative Remittance/Deposits to Date			Variance		Remarks
			1st Quarter	2nd Quarter	3rd Quarter	4th Quarter	TOTAL	Remittance to BTr	Deposited with AGDB	Total	Amount	%	
1	2	3	4	5	6	7	8=(4+5+6+7)	9	10	11=(9+10)	12=(8-3)	13=(12/3)	14
C. Special Account-Locally Funded/Domestic Grants Fund (Fund Cluster Code 03)													
C.1.2 Non-Cash Revenue													
Collections effected through outright deductions from claims													
Fines and Penalties - Service Income	40201140	200,292.07	-	198,308.98			198,308.98	-	-	-	(1,983.09)	-1%	Penalty on Performance Based Maintenance Works
C.2. Non-Revenue Collections/Other Receipts													
C.2.1 Cash Receipts													
Refund of Cash Advances		187,970.53	55,138.43	132,832.10			187,970.53	187,970.53	-	187,970.53	-	0%	
Disallowances	10305010	21,878.87	21,878.87	-			21,878.87	21,878.87	-	21,878.87	-	0%	
Others (e.g. AWOP)		28,635.72	28,550.72	85.00			28,635.72	28,635.72	-	28,635.72	-	0%	Refund of excess fund transfers
TOTAL		438,777.19	105,568.02	331,226.08	-	-	436,794.10	238,485.12	-	238,485.12	(1,983.09)	0%	

QUARTERLY REPORT OF REVENUE AND OTHER RECEIPTS
As at the Quarter Ending June 30, 2019

Department : Department of Public Works and Highways
 Agency/Entity :
 Operating Unit : Nationwide
 Organization Code (UACS) :
 Fund Cluster : 06 BUSINESS RELATED FUNDS (Revolving Funds)

Classification/Sources of Revenue and Other Receipts	UACS Code	REVENUE TARGET (Annual) per BESF	Actual Revenue and Other Receipts Collections					Cumulative Remittance/Deposits to Date			Variance		Remarks
			1st Quarter	2nd Quarter	3rd Quarter	4th Quarter	TOTAL	Remittance to BTr	Deposited with AGDB	Total	Amount	%	
1	2	3	4	5	6	7	8=(4+5+6+7)	9	10	11=(9+10)	12=(8-3)	13=(12/3)	14
F. Business Related Funds/Revolving Funds (Fund Cluster Code 06)													
F.1. Revenue Collections													
F.1.1 Cash Revenue													
Seminar/Training Fees	40202040	232,046.50	24,500.00	34,650.00			59,150.00	-	59,150.00	59,150.00	(172,896.50)	-75%	
Income from Hostels/Dormitories and Other Like Facilities	40202130	5,681,951.93	728,514.00	1,083,303.24			1,811,817.24	172,867.24	1,619,192.50	1,792,059.74	(3,870,134.69)	-68%	
F.1.2 Non-Cash Revenue													
Collections effected through outright deductions from claims													
Miscellaneous Income (e.g., liquidated damages)	40609990	660.00	150.00	-			150.00	-	-	-	(510.00)	-77%	Penalty for late delivery of motor pump
F.2. Non-Revenue Collections/Other Receipts													
F.2.1 Cash Receipts													
Refund of Overpayments		1,848.22	1,848.22	-			1,848.22	1,848.22	-	1,848.22	-		
TOTAL		5,916,506.65	755,012.22	1,117,953.24	-	-	1,872,965.46	174,715.46	1,678,342.50	1,853,057.96	(4,043,541.19)	-68%	

QUARTERLY REPORT OF REVENUE AND OTHER RECEIPTS
As at the Quarter Ending June 30, 2019

Department : Department of Public Works and Highways
Agency/Entity :
Operating Unit : Nationwide
Organization Code (UACS) :
Fund Cluster : Cluster 07 - TRUST RECEIPTS

Classification/Sources of Revenue and Other Receipts	UACS Code	REVENUE TARGET (Annual) per BESF	Actual Revenue and Other Receipts Collections					Cumulative Remittance/Deposits to Date			Variance		Remarks
			1st Quarter	2nd Quarter	3rd Quarter	4th Quarter	TOTAL	Remittance to BTr	Deposited with AGDB	Total	Amount	%	
1	2	3	4	5	6	7	8=(4+5+6+7)	9	10	11=(9+10)	12=(8-3)	13=(12/3)	14
G. Trust Receipts (Fund Cluster Code 07)													
G.1. Inter-Agency Transferred Funds (IATF) Deposited with the National Treasury													
Due to NGAs	20201050	954,510,023.01	1,051,889,613.45	291,447,134.27			1,343,336,747.72	1,343,336,747.72	-	1,343,336,747.72	388,826,724.71	41%	Fund transfer for the implementation of project Refund from unutilized fund transfers
Due to CO	20301010	964,055,123.24	144,316,018.06	3,097,351.92			147,413,369.98	142,241,648.85	-	142,241,648.85	(816,641,753.26)	-85%	
Due to Operating Units	20301040	973,600,223.47	3,835,000.00	495,000.00			4,330,000.00	4,330,000.00	-	4,330,000.00	(969,270,223.47)	-100%	
Due to Regional Office	20301030	925,874,720.29	17,202,842.29	10,646,925.00			27,849,767.29	26,332,772.16	-	26,332,772.16	(898,024,953.00)	-97%	
Due from Operating Units	10304040	21,403,681.60	16,973,896.59	21,192,781.01			38,166,677.60	38,166,677.60	-	38,166,677.60	16,762,996.00	78%	
Due from Regional Office	10304030	17,143,635.56	-	50,000.00			50,000.00	50,000.00	-	50,000.00	(17,093,635.56)	-100%	
G.2. Other Trust Receipts Deposited with the National Treasury													
Proceeds from sale of bid documents	20401010	1,325,453,758.69	192,644,705.57	84,210,589.38			276,855,294.95	289,087,583.28	-	289,087,583.28	(1,048,598,463.74)	-79%	Restoration Fees/Various Refunds
Retention Fee	20401040	4,234,051.97	1,028,231.44	3,174,079.73			4,202,311.17	4,202,311.17	-	4,202,311.17	(31,740.80)	-1%	
Performance Bond	20401040	12,337,505.32	3,789,039.53	6,631,767.18			10,420,806.71	6,555,743.99	-	6,555,743.99	(1,916,698.61)	-16%	
Cash Bonds	20401040	522,604.86	462,482.18	318,352.36			780,834.54	467,059.54	-	467,059.54	258,229.68	49%	
Seminar/Training Fees	40202040	404,912.00	56,250.00	48,050.00			104,300.00	104,300.00	-	104,300.00	(300,612.00)	-74%	
Interest Income	40202210	24,528.79	359,262.73	298,616.87			657,879.60	654,557.42	-	654,557.42	633,350.81	2582%	
Supervision Fee	40201070	239,330.78	78,073.50	216,515.89			294,589.39	545,419.26	-	545,419.26	55,258.61	23%	
Miscellaneous Income	40609990	1,016,060.08	91,373.51	559,471.19			650,844.70	650,844.70	-	650,844.70	(365,215.38)	-36%	
Others (Please specify)		1,133,320.14	2,005,876.35	99,969.83			2,105,846.18	2,105,846.18	-	2,105,846.18	972,526.04	86%	

QUARTERLY REPORT OF REVENUE AND OTHER RECEIPTS
As at the Quarter Ending June 30, 2019


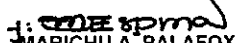

Department : Department of Public Works and Highways
Agency/Entity :
Operating Unit : Nationwide
Organization Code (UACS) :
Fund Cluster : Cluster 07 - TRUST RECEIPTS

Classification/Sources of Revenue and Other Receipts	UACS Code	REVENUE TARGET (Annual) per BESF	Actual Revenue and Other Receipts Collections					Cumulative Remittance/Deposits to Date			Variance		Remarks
			1st Quarter	2nd Quarter	3rd Quarter	4th Quarter	TOTAL	Remittance to BTr	Deposited with AGDB	Total	Amount	%	
1	2	3	4	5	6	7	8=(4+5+6+7)	9	10	11=(9+10)	12=(8-3)	13=(12/3)	14
G.3. Trust Receipts Deposited with Authorized Government Depository Banks (AGDB)													
Proceeds from sale of bid documents	20401010	1,163,661,281.31	134,564,609.70	61,853,435.75			196,418,045.45	-	241,778,240.45	241,778,240.45	(967,243,235.86)	-83%	
Proceeds from Insurance/Indemnities	40609010	135,477.36	134,136.00	-			134,136.00	-	134,136.00	134,136.00	(1,341.36)	-1%	
Interest Income	40202210	27,514.90	20,125.36	1,487.13			21,612.49	-	21,612.49	21,612.49	(5,902.41)	-21%	
Performance Bond	20401040	193,920.00	192,000.00	244,163.38			436,163.38	-	249,001.10	249,001.10	242,243.38	125%	
Supervision Fee	40201070	195,592.31	44,044.15	255,797.87			299,842.02	-	49,012.15	49,012.15	104,249.71	53%	
Seminar/Training Fees	40202040	172,861.50	171,150.00	435,750.00			606,900.00	-	606,900.00	606,900.00	434,038.50	251%	
Due to CO	20301010	964,055,123.24	61,580,025.07	19,375,522.10			80,955,547.17	-	80,955,547.17	80,955,547.17	(883,099,576.07)	-92%	
Due to Regional Office	20301030	925,874,720.29	944,498.40	1,516,995.13			2,461,493.53	-	2,461,493.53	2,461,493.53	(923,413,226.76)	-100%	
Due to NGAs	20201050	954,510,023.01	217,325,231.29	261,763,071.16			479,088,302.45	-	479,088,302.45	479,088,302.45	(475,421,720.56)	-50%	Fund transfer for the implementation of project
Due to Operating Units	20301040	973,600,223.47	400,000.00	150,000.00			550,000.00	-	550,000.00	550,000.00	(973,050,223.47)	-100%	
Cash Bonds	20401040	1,081.75	1,071.04	-			1,071.04	-	1,071.04	1,071.04	(10.71)	-1%	
Refund of disallowances	10305010	70,000.00	-	70,000.00			70,000.00	-	70,000.00	70,000.00	-	0%	The 70,000.00 was deposited to AGDB due to no finality yet on the decision for Appeal of CNA Benefits

QUARTERLY REPORT OF REVENUE AND OTHER RECEIPTS
As at the Quarter Ending June 30, 2019

Department : Department of Public Works and Highways
Agency/Entity :
Operating Unit : Nationwide
Organization Code (UACS) :
Fund Cluster : Cluster 07 - TRUST RECEIPTS

Classification/Sources of Revenue and Other Receipts	UACS Code	REVENUE TARGET (Annual) per BESF	Actual Revenue and Other Receipts Collections					Cumulative Remittance/Deposits to Date			Variance		Remarks
			1st Quarter	2nd Quarter	3rd Quarter	4th Quarter	TOTAL	Remittance to BTr	Deposited with AGDB	Total	Amount	%	
1	2	3	4	5	6	7	8=(4+5+6+7)	9	10	11=(9+10)	12=(8-3)	13=(12/3)	14
Other Trust Liabilities (Please specify)		100,000.00	100,000.00	-			100,000.00	-	100,000.00	100,000.00	-	0%	Receipt of Award from DOH (Red Orchid Awardee)
TOTAL		10,184,551,298.91	1,850,209,556.21	768,152,827.15	-	-	2,618,362,383.36	1,858,831,511.87	806,065,316.38	2,664,896,828.25	(7,566,188,915.55)	-74%	-

Certified Correct:  MARY ANTONETTE Z. PUNO Chief Accountant Date: 07/24/19	Recommending Approval:  MARICHU A. PALAFOX, CESO III Director of Financial Management Services (FMS) or Equivalent Date: 07/24/19	Approved By:  ARDELIZA R. MEDENILLA, CESO I Undersecretary for Support Services Date: 07/24/19
--	---	--

QUARTERLY REPORT OF REVENUE AND OTHER RECEIPTS

As at the Quarter Ending March 31, 2019

Department : Department of Public Works and Highways
 Agency/Entity :
 Operating Unit : Nationwide
 Organization Code (UACS) :
 Fund Cluster : 01 - REGULAR AGENCY FUND

Classification/Sources of Revenue and Other Receipts	UACS Code	REVENUE TARGET (Annual) per BESF	Actual Revenue and Other Receipts Collections					Cumulative Remittance/Deposits to Date			Variance		Remarks
			1st Quarter	2nd Quarter	3rd Quarter	4th Quarter	TOTAL	Remittance to BTr	Deposited with AGDB	Total	Amount	%	
1	2	3	4	5	6	7	8=(4+5+6+7)	9	10	11=(9+10)	12=(8-3)	13=(12/3)	14
A. Regular Agency Fund (Fund Cluster Code 01)													
A.1. Revenue Collections													
A.1.1 Cash Revenue													
Tax													
Income Tax-Individual													
Value Added Tax													
Expanded Value Added Tax													
Immigration Tax													
Import Duties													
Documentary Stamp Tax													
Non-Tax													
Permit Fees	40201010	2,111,749.16	180.00				180.00	180		180.00	(2,111,569.16)	-100%	
Clearance Fee	40201040	17,209.09	373,942.99				373,942.99	373,942.99		373,942.99	356,733.90	2073%	
Certification Fee	40201040	183,659.40	467,058.00				467,058.00	4,444,710.27	94354.4	4,539,064.67	283,398.60	154%	
Processing Fees	40201130	546,911.42	19,750.00				19,750.00	19,750.00	114064.88	133,814.88	(527,161.42)	-96%	
Verification and Authentication Fees	40201110	1,673,984.10	474,500.00				474,500.00	474,500.00		474,500.00	(1,199,484.10)	-72%	
Road Network Fees	40202080	47,494,902.21	4,949,645.00				4,949,645.00	4,949,645.00		4,949,645.00	(42,545,257.21)	-90%	
Supervision Fee	40201070	8,900,171.85	4,396,173.51				4,396,173.51	4,396,173.51		4,396,173.51	(4,503,998.34)	-51%	Includes Excavation Fee
Other Service Income	40201990	491,311,425.79	44,946,059.05				44,946,059.05	44,946,059.05		44,946,059.05	(446,365,366.74)	-91%	Material Testing Fees
Rent/Lease Income	40202050	254,947.25	181,741.72				181,741.72	181,741.72		181,741.72	(73,205.53)	-29%	
Interest Income	40202210	614,081.62	202,058.95				202,058.95	202,058.95	7.09	202,066.04	(412,022.67)	-67%	
Other Business Income	40202990	974,720.84	23,650.00				23,650.00	23,650.00		23,650.00	(951,070.84)	-98%	Income from sale of books/manuals
Sale of Unserviceable Property	40601020	9,510,318.80	417,639.00				417,639.00	417,639.00		417,639.00	(9,092,679.80)	-96%	
Trust Liabilities	20401010	26,827,575.36	23,328,326.40				23,328,326.40	23,328,326.40		23,328,326.40	(3,499,248.96)	-13%	
Miscellaneous Income (e.g., liquidated damages, proceeds from sale of unserviceable PPE, etc.)	40609990	117,103,413.06	26,614,412.06				26,614,412.06	26,141,657.29	472754.77	26,614,412.06	(90,489,001.00)	-77%	Penalties for late deliveries, certified copy of DV and OR
Others		278,139.07	215,611.68				215,611.68	14,700.00		14,700.00	(62,527.39)	-22%	Registration Fee

QUARTERLY REPORT OF REVENUE AND OTHER RECEIPTS
As at the Quarter Ending March 31, 2019

Department : Department of Public Works and Highways
Agency/Entity :
Operating Unit : Nationwide
Organization Code (UACS) :
Fund Cluster : 01 - REGULAR AGENCY FUND

Classification/Sources of Revenue and Other Receipts	UACS Code	REVENUE TARGET (Annual) per BESF	Actual Revenue and Other Receipts Collections					Cumulative Remittance/Deposits to Date			Variance		Remarks
			1st Quarter	2nd Quarter	3rd Quarter	4th Quarter	TOTAL	Remittance to BTr	Deposited with AGDB	Total	Amount	%	
1	2	3	4	5	6	7	8=(4+5+6+7)	9	10	11=(9+10)	12=(8-3)	13=(12/3)	14
A.1.2 Non-Cash Revenue Tax													
Tax Remittance Advance (TRA) (for BIR and BOC use only)													
Income Tax-Individual													
Expanded Value Added Tax													
Customs Duties and Taxes (TEF)													
BTr Documentary Stamp Tax													
Non-Tax													
Collections effected through outright deductions from claims													
Miscellaneous Income (e.g., liquidated damages)	40609990	3,437,923.60	32,074.33				32,074.33	32,074.33		32,074.33	(3,405,849.27)	-99%	
A.2. Non-Revenue Collections/Other Receipts													
A.2.1 Cash Receipts													
Others													
Refund of Cash Advances		369,527.28	335,933.89				335,933.89			-	(33,593.39)	-9%	
Refund of Overpayments		8,607,780.76	7,485,026.75				7,485,026.75	7,149,070.85	335955.9	7,485,026.75	(1,122,754.01)	-13%	
Disallowances		1,742,972.25	1,644,313.44				1,644,313.44	1644313.44		1,644,313.44	(98,658.81)	-6%	
Others (e.g. AWOP)		68,694.71	66,693.89				66,693.89	66693.89		66,693.89	(2,000.82)	-3%	Restoration Cost/Cash Bonds
A.2.2 Non-Cash Receipts													
Collections effected through outright deductions from claims													
Overpayment of expenses													
Disallowances													
Restitution of loss													
Others (e.g. AWOP)													
TOTAL		723,744,338.01	116,174,790.66	-	-	-	116,174,790.66	118,806,886.69	1,017,137.04	119,824,023.73	(607,569,547.35)	-84%	

QUARTERLY REPORT OF REVENUE AND OTHER RECEIPTS

As at the Quarter Ending March 31, 2019

Department :
 Agency/Entity :
 Operating Unit : Nationwide
 Organization Code (UACS) :
 Fund Cluster : 02 - FOREIGN ASSISTED PROJECT FUNDS

Classification/Sources of Revenue and Other Receipts	UACS Code	REVENUE TARGET (Annual) per BESF	Actual Revenue and Other Receipts Collections					Cumulative Remittance/Deposits to Date			Variance		Remarks
			1st Quarter	2nd Quarter	3rd Quarter	4th Quarter	TOTAL	Remittance to BTr	Deposited with AGDB	Total	Amount	%	
1	2	3	4	5	6	7	8=(4+5+6+7)	9	10	11=(9+10)	12=(8-3)	13=(12/3)	14
B. Foreign-Assisted Project Fund (Fund Cluster Code 02)													
B.1. Revenue Collections													
B.1.1 Cash Revenue													
Tax													
Non-Tax													
Interest Income	40202210	614,081.62	5,334.77				5,334.77			0	(608,746.85)	-99%	
Miscellaneous Income (e.g., liquidated damages, proceeds from sale of unserviceable PPE, etc.)	40609990												
B.1.2 Non-Cash Revenue													
Tax													
Non-Tax													
Collections effected through outright deductions from claims													
Miscellaneous Income (e.g., liquidated damages)	40609990	3,437,923.60	37,367.76				37,367.76			0	(3,400,555.84)	-99%	
B.2. Non-Revenue Collections/Other Receipts													
B.2.1 Cash Receipts													
Others													
Refund of Cash Advances													
Refund of Overpayments													
Disallowances													
Restitution of loss													
Others (e.g. AWOP)													
B.2.2 Non-Cash Receipts													
Collections effected through outright deductions from claims													
Overpayment of expenses													
Disallowances													
Restitution of loss													
Others (e.g. AWOP)													
TOTAL		4,052,005.22	42,702.53	-	-	-	42,702.53	-	-	-	(4,009,302.69)	-99%	

QUARTERLY REPORT OF REVENUE AND OTHER RECEIPTS
As at the Quarter Ending March 31, 2019

Department : Department of Public Works and Highways
 Agency/Entity :
 Operating Unit : Nationwide
 Organization Code (UACS) :
 Fund Cluster : **06 BUSINESS RELATED FUNDS (Revolving Funds)**


Classification/Sources of Revenue and Other Receipts	UACS Code	REVENUE TARGET (Annual) per BESF	Actual Revenue and Other Receipts Collections					Cumulative Remittance/Deposits to Date			Variance		Remarks
			1st Quarter	2nd Quarter	3rd Quarter	4th Quarter	TOTAL	Remittance to BTr	Deposited with AGDB	Total	Amount	%	
1	2	3	4	5	6	7	8=(4+5+6+7)	9	10	11=(9+10)	12=(8-3)	13=(12/3)	14
F. Business Related Funds/Revolving Funds (Fund Cluster Code 06)													
F.1. Revenue Collections													
F.1.1 Cash Revenue													
Seminar/Training Fees													
Income from Hostels/Dormitories and Other Like Facilities													
40202130		5,681,951.93	1,164,800.00				1,164,800.00		1,164,800.00	1,164,800.00	(4,517,151.93)	-80%	
Income from Printing and Publication													
F.1.2 Non-Cash Revenue													
Collections effected through outright deductions from claims													
Miscellaneous Income (e.g., liquidated damages)													
40609990		660.00	150.00				150.00			-	(510.00)	-77%	penalty for late delivery of motor pump
F.2. Non-Revenue Collections/Other Receipts													
F.2.1 Cash Receipts													
Others													
Refund of Cash Advances													
Refund of Overpayments													
Disallowances													
Restitution of loss													
Others (e.g. AWOP)													
F.2.2 Non-Cash Receipts													
Collections effected through outright deductions from claims													
Overpayment of expenses													
Disallowances													
Restitution of loss													
Others (e.g. AWOP)													
TOTAL		5,682,611.93	1,164,950.00	-	-	-	1,164,950.00	-	1,164,800.00	1,164,800.00	(4,517,661.93)	-79%	

QUARTERLY REPORT OF REVENUE AND OTHER RECEIPTS
As at the Quarter Ending March 31, 2019


Department : Department of Public Works and Highways
Agency/Entity :
Operating Unit : Nationwide
Organization Code (UACS) :
Fund Cluster : **Cluster 07 - TRUST RECEIPTS**

Classification/Sources of Revenue and Other Receipts	UACS Code	REVENUE TARGET (Annual) per BESF	Actual Revenue and Other Receipts Collections					Cumulative Remittance/Deposits to Date			Variance		Remarks
			1st Quarter	2nd Quarter	3rd Quarter	4th Quarter	TOTAL	Remittance to BTr	Deposited with AGDB	Total	Amount	%	
1	2	3	4	5	6	7	8=(4+5+6+7)	9	10	11=(9+10)	12=(8-3)	13=(12/3)	14
G. Trust Receipts (Fund Cluster Code 07)													
G.1. Inter-Agency Transferred Funds (IATF) Deposited with the National													
Due to NGAs	20201050	2,545,360,061.35	648,668,075.96				648,668,075.96	648,668,075.96		648,668,075.96	(1,896,691,985.39)	-75%	Fund transfer for the implementation of project
Due to CO		2,799,896,067.49	56,861,389.82				56,861,389.82	56,861,389.82		56,861,389.82	(2,743,034,677.67)	-98%	
Due to Operating Units		2,825,349,668.10	1,600,000.00				1,600,000.00	1,600,000.00		1,600,000.00	(2,823,749,668.10)	-100%	
G.2. Other Trust Receipts Deposited with the National Treasury													
Proceeds from sale of bid documents	20401040	1,406,349,995.69	123,920,237.01				123,920,237.01	123,750,237.01		123,750,237.01	(1,406,349,995.69)	-100%	Refunds of unutilized fund transfer
Performance Bond		1,379,599.64	1,199,651.86				1,199,651.86	1,199,651.86		1,199,651.86	(179,947.78)	-13%	
Cash Bonds		221,118.40	195,680.00				195,680.00	-		-	(221,118.40)	-100%	
Seminar/Training Fees		12,156,596.50	10,758,050.00				10,758,050.00	-		-	(12,156,596.50)	-100%	
Interest Income		2,861.65	2,532.43				2,532.43	2,532.43		2,532.43	(2,861.65)	-100%	
Others (Please specify)		18,750,058.25	16,592,971.90				16,592,971.90	16,592,971.90		16,592,971.90	(2,157,086.35)	-12%	
G.3. Trust Receipts Deposited with Authorized Government Depository Banks (AGDB)													
Proceeds from sale of bid documents	20401010	1,244,557,518.31	182,459,840.51				182,459,840.51		182,459,840.51	182,459,840.51	(1,062,097,677.80)	-85%	Receipt of Award from DOH (Red Orchid Awardee)
Interest Income		27,975.21	24,756.82				24,756.82		24,756.82	24,756.82	(3,218.39)	-12%	
Miscellaneous Income		103,161.67	91,293.51				91,293.51		91,293.51	91,293.51	(11,868.16)	-12%	
Performance Bond		1,301.76	1,152.00				1,152.00		1,152.00	1,152.00	(149.76)	-12%	
Due to CO		68,247,734.33	60,396,225.07				60,396,225.07		60,396,225.07	60,396,225.07	(7,851,509.26)	-12%	
Due to Operating Units		452,000.00	400,000.00				400,000.00		400,000.00	400,000.00	(52,000.00)	-12%	
Cash Bonds		218,170.28	193,071.04				193,071.04		193,071.04	193,071.04	(25,099.24)	-12%	
Other Trust Liabilities (Please specify)		113,000.00	100,000.00				100,000.00		100,000.00	100,000.00	(13,000.00)	-12%	
TOTAL		10,923,186,888.62	1,103,464,927.93	-	-	-	1,103,464,927.93	848,674,858.98	243,666,338.95	1,092,341,197.93	(9,954,598,460.13)	9%	

Certified Correct:


MARY ANTOINETTE Z. PUNO
Chief Accountant
Date: 05/03/19 *W K*

Approved By:


MARICHU A. PALAFOX, CES0 III
Director of Financial Management Services (FMS) or Equivalent
Date: 05/03/19