


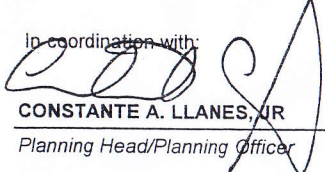
FY 2014 FINANCIAL PLAN

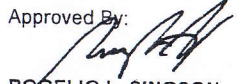
(In Thousand Pesos)

Department : DEPARTMENT OF PUBLIC WORKS AND HIGHWAYS
 Agency/OU : NATIONWIDE - CONSOLIDATED
 Operating Unit
 Organization Code (UACS):
 Funds 101 & 102

Particulars	UACS CODE	Budget Year Obligation Program																		
		CURRENT YEAR OBLIGATIONS			TOTAL APPROPRIATION	COMPREHENSIVE RELEASE (CUMULATIVE)										FOR LATER RELEASE (Negative)				
		Actual Jan.1 - Sept. 30	Estimate Oct. 1- Dec. 31	Total		Q1	AC%	Q2	AC%	Q3	AC%	Q4	AC%	Sub-Total	Q1	Q2	Q3	Q4		
1	2	3	4	5=2+3+4	6	7		8		9		10		11	12	13	14	15	16=	
SUMMARY																				
CENTRAL OFFICE		-	-	-	43,427,017.00	6,528,826.51	15%	23,714,809.54	55%	30,406,386.07	70%	36,734,979.00	85%	36,734,979.00	-	-	-	-	-	-
NCR		-	-	-	21,179,439.00	4,235,887.80	20%	5,294,859.75	25%	9,530,747.55	45%	15,460,990.47	73%	15,460,990.47	-	-	-	-	-	-
CAR		-	-	-	6,846,699.00	2,054,009.70	30%	4,108,019.40	60%	5,819,694.15	85%	6,399,759.76	93%	6,399,759.76	-	-	-	-	-	-
REGION I		-	-	-	5,535,758.00	1,472,800.39	27%	3,545,692.04	64%	4,321,123.85	78%	4,693,305.73	85%	4,693,305.73	-	-	-	-	-	-
REGION II		-	-	-	5,917,675.00	3,254,721.25	55%	3,846,488.75	65%	4,438,256.25	75%	5,531,473.00	93%	5,531,473.00	-	-	-	-	-	-
REGION III		-	-	-	8,748,854.00	2,035,211.30	23%	3,936,984.30	45%	5,686,755.10	65%	6,999,083.20	80%	6,999,083.20	-	-	-	-	-	-
REGION IV-A		-	-	-	10,728,800.00	7,510,160.00	70%	8,583,040.00	80%	9,119,480.00	85%	9,655,920.00	90%	9,655,920.00	-	-	-	-	-	-
REGION IV-B		-	-	-	6,920,072.00	1,384,014.40	20%	3,114,032.40	45%	4,844,050.40	70%	6,228,064.80	90%	6,228,064.80	-	-	-	-	-	-
REGION V		-	-	-	9,237,753.00	3,726,372.02	40%	6,141,358.93	66%	6,968,133.87	75%	7,841,903.62	85%	7,841,903.62	-	-	-	-	-	-
REGION VI		-	-	-	11,744,158.00	2,531,472.84	22%	5,872,079.00	50%	8,220,910.60	70%	9,982,534.30	85%	9,982,534.30	-	-	-	-	-	-
REGION VII		-	-	-	7,383,475.00	3,691,737.50	50%	5,906,780.00	80%	6,645,127.50	90%	6,866,631.75	93%	6,866,631.75	-	-	-	-	-	-
REGION VIII		-	-	-	6,674,841.00	1,334,968.20	20%	3,003,678.45	45%	4,338,646.65	65%	5,691,538.44	85%	5,691,538.44	-	-	-	-	-	-
REGION IX		-	-	-	7,245,860.00	1,076,747.37	15%	2,536,051.00	35%	5,434,395.00	75%	6,148,105.02	85%	6,148,105.02	-	-	-	-	-	-
REGION X		-	-	-	10,575,481.00	5,287,740.50	50%	7,931,610.75	75%	9,033,981.18	85%	9,518,319.24	90%	9,518,319.24	-	-	-	-	-	-
REGION XI		-	-	-	7,560,200.00	5,292,140.00	70%	6,048,160.00	80%	6,804,180.00	90%	7,210,200.00	95%	7,210,200.00	-	-	-	-	-	-
REGION XII		-	-	-	5,042,120.00	1,764,742.00	35%	3,025,272.00	60%	3,529,484.00	70%	4,386,644.40	87%	4,386,644.40	-	-	-	-	-	-
REGION XIII		-	-	-	5,474,547.00	4,354,184.00	80%	4,653,364.95	85%	4,653,364.95	85%	4,941,092.00	90%	4,941,092.00	-	-	-	-	-	-
PMOs (102)		-	-	-	20,495,330.00	3,024,813.78	15%	5,605,321.80	27%	10,866,874.58	53%	17,495,330.00	85%	17,495,330.00	-	-	-	-	-	-
TOTAL		-	-	-	200,738,079.00	60,560,549.55	30%	106,867,603.06	53%	140,661,591.70	70%	171,785,874.73	86%	171,785,874.73	-	-	-	-	-	-

Prepared by:

ARISTEO O. REYES
 Financial Services Head/Budget Officer

In coordination with:

CONSTANTE A. LLANES, JR.
 Planning Head/Planning Officer
 Date:

Approved By:

ROGELIO L. SINGSON
 Agency Head/Department Secretary
 Date:

Department of Public Works and
 Office of the Secretary

 WIN3002515